

# **Yokogawa Controller Driver Help**

**© 2012 Kepware Technologies**

# Table of Contents

<b>Table of Contents</b> .....	<b>2</b>
<b>Yokogawa Controller Driver Help</b> .....	<b>7</b>
<b>Overview</b> .....	<b>7</b>
<b>Device Setup for UT37 Series</b> .....	<b>8</b>
<b>Device Setup for PCLink Series</b> .....	<b>10</b>
<b>Modem Setup</b> .....	<b>12</b>
<b>Broadcasting</b> .....	<b>12</b>
<b>Device ID Selection</b> .....	<b>12</b>
<b>Request Size in PCLink Supported Models</b> .....	<b>12</b>
<b>Default Data Types for Devices Supporting PCLink Protocol</b> .....	<b>13</b>
<b>Data Types Description</b> .....	<b>14</b>
<b>Address Descriptions</b> .....	<b>15</b>
<b>UT37 Addressing</b> .....	<b>15</b>
<b>UT38 Addressing</b> .....	<b>16</b>
<b>UP27 Addressing</b> .....	<b>16</b>
<b>Configuration Parameters Addressing for UT750</b> .....	<b>16</b>
<b>Control Mode Parameters Addressing for UT750</b> .....	<b>17</b>
<b>Loop Parameter Addressing for UT750</b> .....	<b>19</b>
<b>Error Status Addressing for UT750</b> .....	<b>19</b>
<b>Input Block Addressing for UT750</b> .....	<b>20</b>
<b>Loop Mode Status Addressing for UT750</b> .....	<b>23</b>
<b>Linearizer Register Addressing for UT750</b> .....	<b>23</b>
<b>Control Parameters Addressing for UT750</b> .....	<b>24</b>
<b>OP Mode Parameter Addressing for UT750</b> .....	<b>25</b>
<b>OP Related Parameter Addressing for UT750</b> .....	<b>26</b>
<b>Output Block Addressing for UT750</b> .....	<b>26</b>
<b>PID Parameters Addressing for UT750</b> .....	<b>29</b>
<b>Process Parameters Addressing for UT750</b> .....	<b>35</b>
<b>Status Addressing for UT750</b> .....	<b>36</b>
<b>Absolute Address Mapping (D0000-D0300) for UT750</b> .....	<b>40</b>
<b>Absolute Address Mapping (D0301-D0700) for UT750</b> .....	<b>42</b>
<b>Absolute Address Mapping (D0701-D1100) for UT750</b> .....	<b>48</b>
<b>Absolute Address Mapping (D1101-D1300) for UT750</b> .....	<b>50</b>
<b>Absolute Address Mapping (D1301-D1700) for UT750</b> .....	<b>53</b>
<b>Absolute Address Mapping (I0001-I0701) for UT750</b> .....	<b>58</b>
<b>Configuration Parameters Addressing for UP750</b> .....	<b>63</b>
<b>Control Mode Addressing for UP750</b> .....	<b>64</b>
<b>Loop Function Parameter Addressing for UP750</b> .....	<b>66</b>

Error Status Addressing for UP750.....	66
Input Block Addressing for UP750.....	67
Loop Mode Status Addressing for UP750.....	70
Linearizer Register Addressing for UP750.....	70
Control Parameter Addressing for UP750.....	71
OP Mode Parameter Addressing for UP750.....	72
OP Related Parameter Addressing for UP750.....	73
Output Block Addressing for UP750.....	73
PID Parameters Addressing for UP750.....	76
Status Addressing for UP750.....	80
Process Parameters Addressing for UP750.....	85
Absolute Address Mapping (D0001-D0300) for UP750.....	86
Absolute Address Mapping (D0301-D0700) for UP750.....	88
Absolute Address Mapping (D0701-D1100) for UP750.....	93
Absolute Address Mapping (D1101-D1300) for UP750.....	95
Absolute Address Mapping (D1301-D1710) for UP750.....	97
Absolute Address Mapping (I0001-I0714) for UP750.....	102
PID Parameters Addressing for UT350/UT320.....	108
Status Addressing for UT350/UT320.....	108
Communication Parameter Addressing for UT350/UT320.....	110
Control Output Parameters Addressing for UT350/UT320.....	110
OP Mode Parameter Addressing for UT350/UT320.....	110
OP Related Parameter Addressing for UT350/UT320.....	110
PV Input Parameters Addressing for UT350/UT320.....	111
Process Parameters Addressing for UT350/UT320.....	111
Setup Parameters Addressing for UT350/UT320.....	111
Absolute Address Mapping (D0001-D0301) for UT350/UT320.....	112
Absolute Address Mapping (D0301-D1253) for UT350/UT320.....	113
Absolute Address Mapping (I0001-I0486) for UT350/UT320.....	114
Configuration Parameters Addressing for US1000.....	115
Control Mode Parameter Addressing for US1000.....	116
OP Related Parameter Addressing for US1000.....	118
PID Parameter Addressing for US1000.....	119
Process Parameters Addressing for US1000.....	125
Setup Parameter Addressing for US1000.....	126
Status Addressing for US1000.....	126
Absolute Address Mapping (D0001-D0300) for US1000.....	132
Absolute Address Mapping (D0301-D0700) for US1000.....	133
Absolute Address Mapping (D0901-D1300) for US1000.....	139

Absolute Address Mapping (I0001-I0768) for US1000.....	142
<b>Process Parameters Addressing for UT130/UT150/UT152/UT155/UP150.....</b>	<b>148</b>
Status Addressing for UT130/UT150/UT152/UT155/UP150.....	149
User Area Parameter Addressing for UT130/UT150/UT152/UT155/UP150.....	149
Absolute Address Mapping (D0001-D0312) for UT130/UT150/UT152/UT155/UP150.....	150
Absolute Address Mapping (I0001-I0051) for UT150/UT130/UT152/UT155/UP150.....	151
<b>Process Parameters Addressing for UT150L.....</b>	<b>152</b>
Status Addressing for UT150L.....	153
User Area Parameter Addressing for UT150L.....	153
Absolute Address Mapping (D0001-D0306) for UT150L.....	154
Absolute Address Mapping (I0001-I0051) for UT150L.....	154
<b>OP Mode Parameters Addressing for UT351.....</b>	<b>155</b>
OP Related Parameters Addressing for UT351.....	156
PID Parameters Addressing for UT351.....	156
Process Parameters Addressing for UT351.....	157
Setup Parameters Addressing for UT351.....	157
Communication Parameters Addressing for UT351.....	158
Control Output Parameters Addressing for UT351.....	158
PV Input Parameters Addressing for UT351.....	158
Status Addressing for UT351.....	159
Absolute Address Mapping (D0001-D1253) for UT351.....	160
Absolute Address Mapping (I0001-I0486) for UT351.....	162
<b>OP Related Parameters Addressing for UT350L.....</b>	<b>163</b>
PID Parameters Addressing for UT350L.....	163
Process Parameters Addressing for UT350L.....	164
Communication Parameters Addressing for UT350L.....	164
Setup Parameters Addressing for UT350L.....	164
PV Input Parameters Addressing for UT350L.....	164
Status Addressing for UT350L.....	165
Absolute Address Mapping (D0001-D1253) for UT350L.....	165
Absolute Address Mapping (I0001-I0098) for UT350L.....	166
<b>OP Related Parameters Addressing for UT420.....</b>	<b>166</b>
Process Parameters Addressing for UT420.....	169
Setup Parameters Addressing for UT420.....	170
PV Input Parameters Addressing for UT420.....	170
Status Addressing for UT420.....	171
<b>OP Related Parameters Addressing for UT450.....</b>	<b>174</b>
Setup Parameters Addressing for UT450.....	177
Process Parameters Addressing for UT450.....	177

PV Input Parameters Addressing for UT450.....	178
Status Addressing for UT450.....	178
Absolute Address Mapping (D0001-D1254) for UT420/UT450.....	181
Absolute Address Mapping (I0001-I0693) for UT420/UT450.....	185
<b>Configuration Parameters Addressing for UT520/UT550.....</b>	<b>188</b>
Control Mode Parameters Addressing for UT520/UT550.....	189
Loop Parameters Addressing for UT520/UT550.....	190
L1 and L2 Mode Parameters Addressing for UT520/UT550.....	191
Linearizer Registers Addressing for UT520/UT550.....	191
Control Parameters Addressing for UT520/UT550.....	193
OP Related Parameter Addressing for UT520/UT550.....	194
OP Mode Parameter Addressing for UT520/UT550.....	194
PID Parameters Addressing for UT520/UT550.....	194
Error Status Addressing for UT520/UT550.....	201
Status Addressing for UT520/UT550.....	201
Process Parameters Addressing for UT520/UT550.....	205
Absolute Address Mapping (D0001-D0300) for UT550/UT520.....	206
Absolute Address Mapping (D0301-D0700) for UT550/UT520.....	207
Absolute Address Mapping (D0701-D1100) for UT550/UT520.....	213
Absolute Address Mapping (D1101-D1300) for UT550/UT520.....	216
Absolute Address Mapping (I0001-I0701) for UT550/UT520.....	218
<b>Configuration Parameters Addressing for UP550.....</b>	<b>223</b>
Control Mode Parameters Addressing for UP550.....	224
Loop Parameters Addressing for UP550.....	225
Error Status Addressing for UP550.....	226
L1 and L2 Mode Parameters Addressing for UP550.....	227
Linearizer Registers Addressing for UP550.....	227
Control Parameters Addressing for UP550.....	228
OP Mode Parameter Addressing for UP550.....	229
OP Related Parameter Addressing for UP550.....	229
PID Parameters Addressing for UP520.....	230
Process Parameters Addressing for UP550.....	234
Status Addressing for UP550.....	236
Absolute Address Mapping (D0001-D0300) for UP550.....	239
Absolute Address Mapping (D0301-D0700) for UP550.....	241
Absolute Address Mapping (D0701-D1300) for UP550.....	246
Absolute Address Mapping (I0001-I0714) for UP550.....	250
<b>OP Related Parameters Addressing for UP350.....</b>	<b>255</b>
PID Parameters Addressing for UP350.....	255

Process Parameters Addressing for UP350.....	255
Setup Parameters Addressing for UP350.....	256
Communication Parameters Addressing for UP350.....	256
Control Output Parameters Addressing for UP350.....	256
PV Input Parameters Addressing for UP350.....	257
Status Addressing for UP350.....	257
Absolute Address Mapping (D0001-D1253) for UT350L.....	258
Absolute Address Mapping (I0001-I0513) for UT350L.....	259
<b>Automatic Tag Database Generation.....</b>	<b>261</b>
<b>Error Descriptions.....</b>	<b>262</b>
<b>Address Validation.....</b>	<b>262</b>
Missing address.....	262
Device address '<address>' contains a syntax error.....	262
Address '<address>' is out of range for the specified device or register.....	263
Data Type '<type>' is not valid for device address '<address>'.....	263
Device address '<address>' is Read Only.....	263
<b>Serial Communications.....</b>	<b>263</b>
COMn does not exist.....	263
Error opening COMn.....	263
COMn is in use by another application.....	264
Unable to set comm parameters on COMn.....	264
Communications error on '<channel name>' [<error mask>].....	264
<b>Device Status Messages.....</b>	<b>264</b>
Device '<device name>' is not responding.....	264
Unable to write to '<address>' on device '<device name>'.....	265
<b>PCLink Error Messages.....</b>	<b>265</b>
Unable to read absolute address <start address> to <last address> from device <Device ID>. EC1 = ..... <error code>.....	265
Failed to read tag <tag address> for device <Device ID>. Device returned EC1 = <error code>.....	266
Frame received for absolute address <tag address> to <tag address> for device <Device ID> had check- sum error.....	266
Frame received for tag <tag address> for device <Device ID> had checksum error.....	266
<b>Index.....</b>	<b>267</b>

## Yokogawa Controller Driver Help

---

Help version 1.022

### CONTENTS

#### [Overview](#)

What is the Yokogawa Controller Driver?

#### [Device Setup](#)

How do I configure a device for use with this driver?

#### [Data Types Description](#)

What data types does this driver support?

#### [Address Descriptions](#)

How do I address a data location on a Yokogawa Controller device?

#### [Automatic Tag Database Generation](#)

How can I easily configure tags for the Yokogawa Controller driver?

#### [Error Descriptions](#)

What error messages does the Yokogawa Controller driver produce?

### Overview

---

The Yokogawa Controller Driver provides an easy and reliable way to connect Yokogawa controllers to OPC Client applications, including HMI, SCADA, Historian, MES, ERP and countless custom applications. It is intended for use with Controller communication devices such as UT37, UT38 and UP27 as well as devices that support standard PCLink communications protocol.

## Device Setup for UT37 Series

---

### Supported Yokogawa Devices

UP27  
UP150  
UP350  
UP550  
UP750  
UT37  
UT38  
UT130  
UT150  
UT150L  
UT152  
UT155  
UT320  
UT350  
UT351  
UT350L  
UT420  
UT450  
UT520  
UT550  
UT750  
US1000

### Supported Communication Parameters

Baud Rate: 300, 600, 1200, 2400, 9600, 19200 or 38400  
Parity: None, Even, or Odd  
Data Bits: 8  
Stop Bits: 1 or 2  
Flow Control: None, RTS, or DTR

**Note 1:** Software handshaking is not available.

**Note 2:** This driver makes use of binary data formatting when reading information from Yokogawa devices. This requires that a data bit setting of 8 be used.

### RS-422 Operation

All the supported devices mentioned above support RS-422 operation. This driver has been designed to support the RS-422 mode of operation.

### Request Timeout

This parameter specifies the time that the driver will wait on a response from the device before giving up and going on to the next request. Longer timeouts only affect performance if a device is not responding. The default setting is 1000 milliseconds. The valid range is 100 to 30000 milliseconds.

### Retry Attempts

This parameter specifies the number of times that the driver will retry a message before giving up and going on to the next message. The default setting is 3 retries. The valid range is 1 to 10.

**Note:** For more information on timeouts and retries, refer to the OPC server's help documentation.

### Ethernet Encapsulation

This driver supports Ethernet Encapsulation, which allows the driver to communicate with serial devices attached to an Ethernet network using a terminal server (such as the Lantronix DR1). It may be invoked through the COM ID dialog in Channel Properties. For more information, refer to the OPC server's help documentation.

**Note:** The USB cable should be disconnected from the device before attempting Ethernet Encapsulation.

### Device Configuration Parameters

#### Device ID

A Unique ID or address is required to be assigned to each of the connected devices. The valid range is 1 to 16.

**Note:** The Device ID of 0 is reserved for broadcasting purposes. For more information, refer to [Broadcasting](#).

### Special Data Handling



The Special Data Handling setting allows the driver to be configured to return specific data values for numerical out of range Process Variable or PV value.

Special Data Handling options are +INF/-INF and -99999/+99999. Any process variable or PV value that is "+Over" or "BURN\_OUT" will be returned as a numerical representation of positive infinity (if +INF/-INF is selected for special data handling) and +99999 (if +99999/-99999 is selected for special data handling). Data for values that are "-Over," "RJC\_ERR," A/D Converter Error and Auto Tuning Error will be returned as a numerical representation of negative infinity (if +INF/-INF is selected) or -99999 (if -99999/+99999 is selected for special data handling).

### RS-422A Communications Specifications

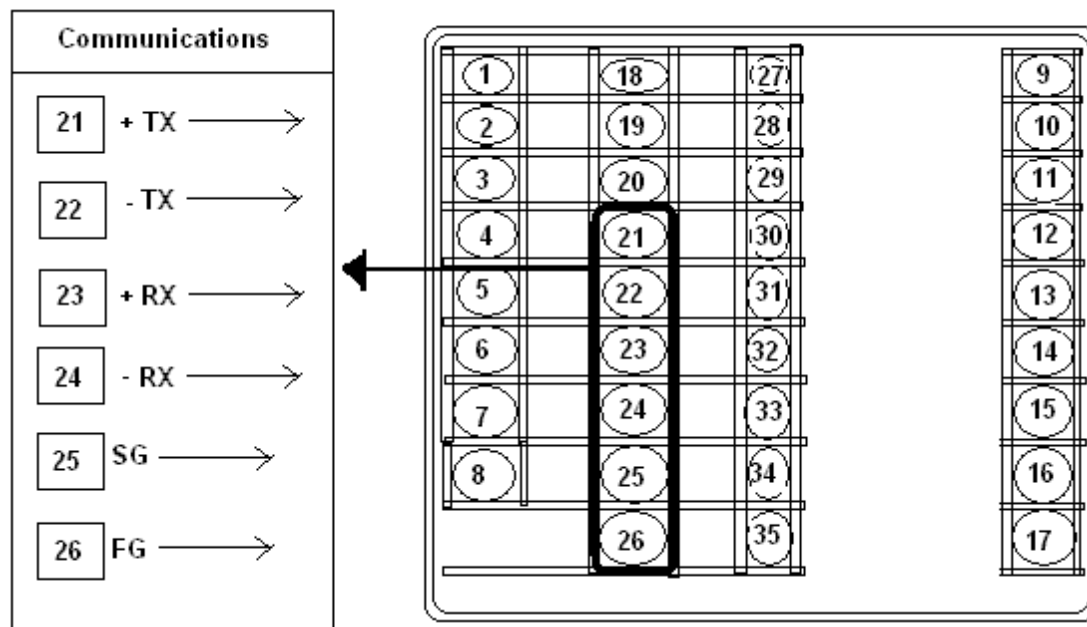
Connection system	Multidrop*
Communication System	4-wire half duplex, EIA RS-422A conformance
Synchronization System	Start-stop synchronization
Communication protocol	Protocol-free
Communication distance	Maximum 500 m
Communication rate	150, 300, 600, 1200, 2400, 4800, 9600 (BPS)**
Start bit length	1 bit (fixed)***
Data length	7 Bits or 8 Bits**
Parity	Even, odd or no parity**
Stop bit length	1 bit or 2 bits**
Communication code	ASCII

\*A maximum of 16 UT37, UT38 and UP27 units can communicate with a single host. Each unit must be assigned a unique communication address (which can range from 1 to 16).

\*\*This value must match the hardware parameter settings.

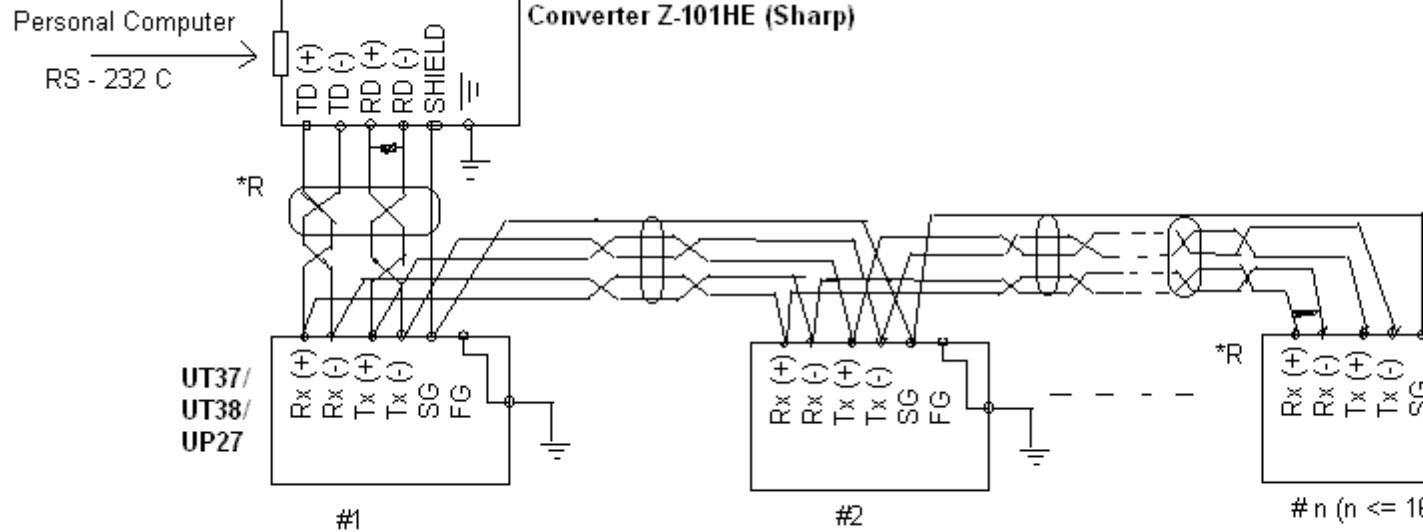
\*\*\*No special setting is required because the system uses start-stop synchronization (and because the start bit is set automatically to 1 bit).

### Communications Terminals



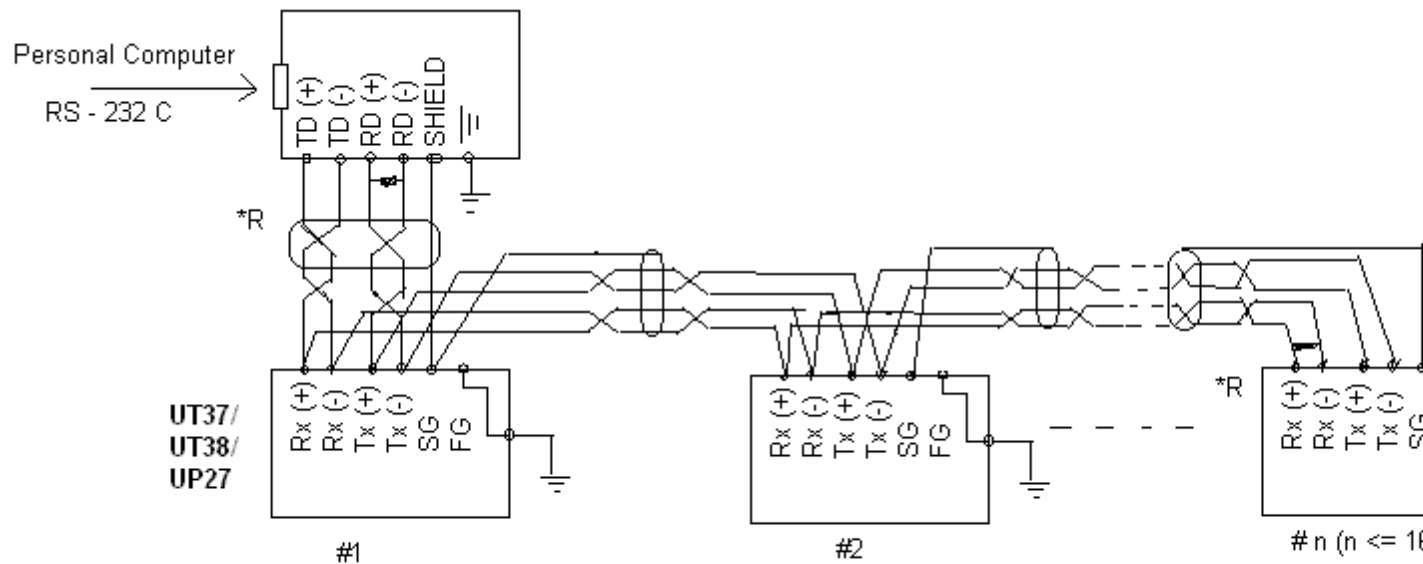
### Communication Terminal Connection Methods

**Method A**



\*R terminal resistance 100 1/2 W minimum.

**Method B**



\*R terminal resistance 100 1/2 W minimum.

**Note:** Either method can be used to make connections; however, Method B should be used for connections between different panels.

**Device Setup for PCLink Series**

**Supported Yokogawa PCLink Devices**

- UT130
- UT150
- UT150L
- UT152
- UT155
- UT320
- UT350
- UT351
- UT350L
- UT420

UT450  
UT520  
UT550  
UT750  
US1000  
UP150  
UP350  
UP550  
UP750

### Supported Communication Parameters

Baud Rate: 300, 600, 1200, 2400, 9600, 19200, or 38400  
Parity: None, Even, or Odd  
Data Bits: 8  
Stop Bits: 1 or 2  
Flow Control: None, RTS, or DTR

**Note 1:** Software handshaking is not available.

**Note 2:** This driver makes use of binary data formatting when reading information from Yokogawa devices. This requires that a data bit setting of 8 be used.

### RS-422 Operation

All the supported devices mentioned above support RS-422 operation. This driver has been designed to support the RS-422 mode of operation.

### Request Timeout

This parameter specifies the time that the driver will wait on a response from the device before giving up and going on to the next request. Longer timeouts only affect performance if a device is not responding. The default setting is 1000 milliseconds. The valid range is 100 to 30000 milliseconds.

### Retry Attempts

This parameter specifies the number of times that the driver will retry a message before giving up and going on to the next message. The default setting is 3 retries. The valid range is 1 to 10.

**Note:** For more information on timeouts and retries, refer to the OPC server's help documentation.

### Ethernet Encapsulation

This driver supports Ethernet Encapsulation, which allows the driver to communicate with serial devices attached to an Ethernet network using a terminal server (such as the Lantronix DR1). It may be invoked through the COM ID dialog in Channel Properties. For more information, refer to OPC server's help documentation.

**Note:** The USB cable should be disconnected from the device before attempting Ethernet Encapsulation.

### Device Configuration Parameters

#### Device ID

A Unique ID or address is required to be assigned to each of the connected devices. The valid range is 1 to 99. However, only a maximum of 31 devices can be connected to a host at the same time.

**Note:** The Device ID of 0 is reserved for broadcasting purposes. For more information, refer to [Broadcasting](#).

#### Special Data Handling

The Special Data Handling setting allows the driver to be configured to return specific data values for numerical out of range Process Variable or PV value.

Special Data Handling options are +INF/-INF and -99999/+99999. Any process variable or PV value that is "+Over" or "BURN\_OUT" will be returned as a numerical representation of positive infinity (if +INF/-INF is selected for special data handling) and +99999 (if +99999/-99999 is selected for special data handling). Data for values that are "-Over," "RJC\_ERR," A/D Converter Error and Auto Tuning Error will be returned as a numerical representation of negative infinity (if +INF/-INF is selected) or -99999 (if -99999/+99999 is selected for special data handling).

#### Enable CheckSum

Checksum is a type of error checking used by PCLink standard to verify sent/received data. When enabled, both the driver and the device will use the PCLink standard checksum algorithm to calculate the checksum and verify the data.

## RS-422A Communications Specifications

Connection system	Multidrop*
Communication System	4-wire half duplex, EIA RS-422A conformance
Synchronization System	Start-stop synchronization
Communication protocol	Protocol-free
Communication distance	Maximum 500 m
Communication rate	150, 300, 600, 1200, 2400, 4800, 9600 (BPS)**
Start bit length	1 bit (fixed)***
Data length	7 Bits or 8 Bits**
Parity	Even, odd or no parity**
Stop bit length	1 bit or 2 bits**
Communication code	ASCII

\*A maximum of 31 PCLink supported units can communicate with a single host. Each unit must be assigned a unique communication address (which can range from 1 to 99).

\*\*This value must match the hardware parameter settings.

\*\*\*No special setting is required because the system uses start-stop synchronization (and because the start bit is set automatically to 1 bit).

## Modem Setup

This driver supports modem functionality. For more information, please refer to the topic "Modem Support" in the OPC Server Help documentation.

## Broadcasting

The Yokogawa Controller driver has been designed to support broadcasting for both UT37 and PCLink supported devices (except for the UP27 and UT350 series controllers). A Device ID of 0 is used for broadcasting purposes. Tags set under a device with the broadcasting address will display the default values assigned to them by the driver. When a Device ID is set to the broadcasting address, the automatic tag generation function will remove all Read Only tags from the server. Only the Read/Write tags for the chosen model will then be displayed.

The automatic tag generation function will only perform when there are no clients connected. If a Device ID is changed to a broadcasting address while a client is connected, the server will not be updated. All Read Only and Read/Write tags will be displayed on the server. Therefore, it is recommended that the Device ID only be changed to a broadcasting address when no clients are connected.

**Caution:** A value written to a tag address is actually written to a device register mapped to that address. This register address could be mapped to different parameters under different device. Therefore, when writing to a tag address while in broadcasting mode, users are writing to a register address which could affect different parameters under different device. It is recommended that users know which parameters will be affected beforehand.

**Note:** When a device is set to broadcasting mode, it will not acknowledge anything besides communication-related information. Therefore, when something is written to a tag, the driver will display a successful write.

## Device ID Selection

### UT37 Models

A Unique ID or address must be assigned to each connected device. The valid range is 1 to 16.

### PCLink Models

A Unique ID or address must be assigned to each connected device. The valid range is 1 to 99; however, a maximum of 31 devices can be connected to a host at the same time.

**Note:** A Device ID of 0 is reserved for broadcasting purposes for both UT37 models and PCLink Supported Models. For more information, refer to [Broadcasting](#).

## Request Size in PCLink Supported Models

The Yokogawa Controller driver can send bulk data requests if the device model supports PCLink. The **Number of Words/Request** parameter is used to specify the number of words per request. Note the following:

- The maximum number of words allowed by PCLink-supported models depends on the model. It can be 16, 32 or 64.
- The driver will not allow users to exceed the maximum number of words for the model that has been selected.
- For models where the maximum number of words is 16, the default setting is 16. For models where the maximum number of words is 32 or 64, the default is 32.

**See Also:** [Device Setup for PCLink Series](#)

### **Default Data Types for Devices Supporting PCLink Protocol**

A large number of tags are associated with each device that supports the PCLink protocol. Requests made for any particular address will be returned in the default data type of Word. Despite this, many of the tags are floats. They are stored in the device as words with their decimal taken off. For example, if a float tag "OUT1" has a value of 431.2, it will be stored in the device as 4312. Therefore, while retrieving the data from the device, users should divide the number by a value of 10 in order to retrieve the correct data.

## Data Types Description

---

<b>Data Type</b>	<b>Description</b>
Boolean	Single bit
Byte	Unsigned 8 bit value
Word	Unsigned 16 bit value
Float	32 bit floating point value
String	Null terminated ASCII string

## Address Descriptions

Address specifications vary depending on the model in use. Select a link from the following lists to obtain specific address information for the model of interest.

### UT37 Models

[UT37 Addressing](#)

[UT38 Addressing](#)

[UP27 Addressing](#)

### PCLink Models

The addresses for all the PCLink supported models follow the following format: TAG-  
TYPE(.GROUPNUMBER).TAGADDRESS(.LOOPNUMBER).

For example, a tag "SB/S" of type PID belonging to a group of 1 and Loop 2 will have the address "PID.1.SB/S.2".  
Tags may or may not have a group number and/or a loop number.

[UT750 Addressing](#)

[UP750 Addressing](#)

[UT150 Addressing](#)

[UT350 Addressing](#)

[US1000 Addressing](#)

[UT130 Addressing](#)

[UT150L Addressing](#)

[UT152 Addressing](#)

[UT155 Addressing](#)

[UT320 Addressing](#)

[UT351 Addressing](#)

[UT350L Addressing](#)

[UT420 Addressing](#)

[UT520/UT550 Addressing](#)

[UP550 Addressing](#)

[UP150 Addressing](#)

### UT37 Addressing

The driver supports the following addresses for this device. The default data type for each address type is shown in **bold**.

Address Type	Format	Range	Data Types	Access
Control Output Value	OUT	None	<b>Float</b>	Read/Write
Measured Value	PV	None	<b>Float</b> , Word	Read Only
Set Point Value	SP.x	1-4	<b>Float</b> , Word	Read/Write
Deviation Value	DV	None	<b>Float</b>	Read Only
Set Point Number	SPNum	None	<b>Byte</b>	Read/Write
Alarm Status	Alarm.x	1-2	<b>Boolean</b>	Read Only
Alarm set point value	ASP.x	1-2	<b>Float</b> , Word	Read/Write
Display Units (0 = °C, 1 = °F)	Units	None	<b>Boolean</b>	Read Only
Upper Output Limit	SCH.x	1-4	<b>Float</b>	Read Only
Lower Output Limit	SCL.x	1-4	<b>Float</b>	Read Only
Proportional Band (%)	P.x	1-4	<b>Float</b>	Read/Write
Integral Time (sec.)	I.x	1-4	<b>Float</b>	Read/Write
Derivative Time (sec.)	D.x	1-4	<b>Float</b>	Read/Write
Current run mode (0 = Manual, 1 = Auto)	RunMode	None	<b>Boolean</b>	Read/Write
AutoTuning (0 = Stop, 1 = Start)	AutoTuning	None	<b>Boolean</b>	Read/Write
Model String ("UT37")	Model	None	<b>String</b>	Read Only

**Note:** Data values that are undefined in the device will be returned as +/-INF or +/-99999 depending on what the user has chosen under device configuration. Data values can only be written to when they are defined in the device. Write operations to undefined tags will return an error.

## UT38 Addressing

The driver supports the following addresses for this device. The default data type for each address type is shown in **bold**.

Address Type	Format	Range	Data Types	Access
Valve Opening Value	VO	None	<b>Float</b>	Read/Write
Measured Value	PV	None	<b>Float, Word</b>	Read Only
Set Point Value	SP.x	1-4	<b>Float, Word</b>	Read/Write
Deviation Value	DV	None	<b>Float</b>	Read Only
Set Point Number	SPNum	None	<b>Float</b>	Read/Write
Alarm Status	Alarm.x	1-2	<b>Boolean</b>	Read Only
Alarm set point value	ASP.x	1-2	<b>Float, Word</b>	Read/Write
Display Units (0 = °C, 1 = °F)	Units	None	<b>Boolean</b>	Read Only
Upper Output Limit	SCH.x	1-4	<b>Float</b>	Read Only
Lower Output Limit	SCL.x	1-4	<b>Float</b>	Read Only
Proportional Band (%)	P.x	1-4	<b>Float</b>	Read/Write
Integral Time (sec.)	I.x	1-4	<b>Float</b>	Read/Write
Derivative Time (sec.)	D.x	1-4	<b>Float</b>	Read/Write
Current run mode (0 = Manual, 1 = Auto)	RunMode	None	<b>Boolean</b>	Read/Write
AutoTuning (0 = Stop, 1 = Start)	AutoTuning	None	<b>Boolean</b>	Read/Write
Model String ("UT38")	Model	None	<b>String</b>	Read Only

**Note:** Data values that are undefined in the device will be returned as +/-INF or +/-99999 depending on what the user has chosen under device configuration. Data values can only be written to when they are defined in the device. Write operations to undefined tags will return an error.

## UP27 Addressing

The driver supports the following addresses for this device. The default data type for each address type is shown in **bold**.

Address Type	Format	Range	Data Types	Access
Control Output Value	OUT	None	<b>Float</b>	Read/Write
Measured Value	PV	None	<b>Float, Word</b>	Read Only
Set Point Value	SP.x	1-4	<b>Float, Word</b>	Read/Write
Deviation Value	DV	None	<b>Float</b>	Read Only
PID Group Number	PIDNum	None	<b>Byte</b>	Read/Write
PV Event Status	Event	1-2	<b>Boolean</b>	Read Only
Display Units (0 = °C, 1 = °F)	Units	None	<b>Boolean</b>	Read Only
Upper Output Limit	SCH.x	1-4	<b>Float</b>	Read Only
Lower Output Limit	SCL.x	1-4	<b>Float</b>	Read Only
Proportional Band (%)	P.x	1-4	<b>Float</b>	Read/Write
Integral Time (sec.)	I.x	1-4	<b>Float</b>	Read/Write
Derivative Time (sec.)	D.x	1-4	<b>Float</b>	Read/Write
Current run mode (0 = Manual, 1 = Auto)	RunMode	None	<b>Boolean</b>	Read/Write
AutoTuning (0 = Stop, 1 = Start)	AutoTuning	None	<b>Boolean</b>	Read/Write
Model String ("UP27")	Model	None	<b>String</b>	Read Only

**Note:** Data values that are undefined in the device will be returned as +/-INF or +/-99999 depending on what the user has chosen under device configuration. Data values can only be written to when they are defined in the device. Write operations to undefined tags will return an error.

## Configuration Parameters Addressing for UT750

The driver supports the following Configuration Parameters addresses for UT750. The default data type for each address type is shown in **bold**.

Address Format	Data Types	Access
----------------	------------	--------



CONFIG.C.S1	Boolean, Byte, <b>Word</b> , Short, Float	Read/Write
CONFIG.C.S2	Boolean, Byte, <b>Word</b> , Short, Float	Read/Write
CONFIG.C.S3	Boolean, Byte, <b>Word</b> , Short, Float	Read/Write
CONFIG.C.S4	Boolean, Byte, <b>Word</b> , Short, Float	Read/Write
CONFIG.C.S5	Boolean, Byte, <b>Word</b> , Short, Float	Read/Write
CONFIG.DO1	Boolean, Byte, <b>Word</b> , Short, Float	Read/Write
CONFIG.DO2	Boolean, Byte, <b>Word</b> , Short, Float	Read/Write
CONFIG.DO3	Boolean, Byte, <b>Word</b> , Short, Float	Read/Write
CONFIG.DO4	Boolean, Byte, <b>Word</b> , Short, Float	Read/Write
CONFIG.DO5	Boolean, Byte, <b>Word</b> , Short, Float	Read/Write
CONFIG.DO6	Boolean, Byte, <b>Word</b> , Short, Float	Read/Write
CONFIG.DO7	Boolean, Byte, <b>Word</b> , Short, Float	Read/Write
CONFIG.R151	Boolean, Byte, <b>Word</b> , Short, Float	Read/Write
CONFIG.R152	Boolean, Byte, <b>Word</b> , Short, Float	Read/Write
CONFIG.R153	Boolean, Byte, <b>Word</b> , Short, Float	Read/Write
CONFIG.R154	Boolean, Byte, <b>Word</b> , Short, Float	Read/Write
CONFIG.R155	Boolean, Byte, <b>Word</b> , Short, Float	Read/Write
CONFIG.R156	Boolean, Byte, <b>Word</b> , Short, Float	Read/Write
CONFIG.R157	Boolean, Byte, <b>Word</b> , Short, Float	Read/Write
CONFIG.R158	Boolean, Byte, <b>Word</b> , Short, Float	Read/Write
CONFIG.R251	Boolean, Byte, <b>Word</b> , Short, Float	Read/Write
CONFIG.R252	Boolean, Byte, <b>Word</b> , Short, Float	Read/Write
CONFIG.R253	Boolean, Byte, <b>Word</b> , Short, Float	Read/Write
CONFIG.R254	Boolean, Byte, <b>Word</b> , Short, Float	Read/Write
CONFIG.R255	Boolean, Byte, <b>Word</b> , Short, Float	Read/Write
CONFIG.R256	Boolean, Byte, <b>Word</b> , Short, Float	Read/Write
CONFIG.R257	Boolean, Byte, <b>Word</b> , Short, Float	Read/Write
CONFIG.R258	Boolean, Byte, <b>Word</b> , Short, Float	Read/Write
CONFIG.A/M.1	Boolean, Byte, <b>Word</b> , Short, Float	Read/Write
CONFIG.R/L.1	Boolean, Byte, <b>Word</b> , Short, Float	Read/Write
CONFIG.A/M.2	Boolean, Byte, <b>Word</b> , Short, Float	Read/Write
CONFIG.R/L.2	Boolean, Byte, <b>Word</b> , Short, Float	Read/Write
CONFIG.S/R	Boolean, Byte, <b>Word</b> , Short, Float	Read/Write
CONFIG.CAS	Boolean, Byte, <b>Word</b> , Short, Float	Read/Write
CONFIG.AUTO	Boolean, Byte, <b>Word</b> , Short, Float	Read/Write
CONFIG.MAN	Boolean, Byte, <b>Word</b> , Short, Float	Read/Write
CONFIG.SP.b0	Boolean, Byte, <b>Word</b> , Short, Float	Read/Write
CONFIG.SP.b1	Boolean, Byte, <b>Word</b> , Short, Float	Read/Write
CONFIG.SP.b2	Boolean, Byte, <b>Word</b> , Short, Float	Read/Write
CONFIG.SP.b3	Boolean, Byte, <b>Word</b> , Short, Float	Read/Write
CONFIG.DP1	Boolean, Byte, <b>Word</b> , Short, Float	Read/Write
CONFIG.DP2	Boolean, Byte, <b>Word</b> , Short, Float	Read/Write
CONFIG.MG1	Boolean, Byte, <b>Word</b> , Short, Float	Read/Write
CONFIG.MG2	Boolean, Byte, <b>Word</b> , Short, Float	Read/Write
CONFIG.MG3	Boolean, Byte, <b>Word</b> , Short, Float	Read/Write
CONFIG.MG4	Boolean, Byte, <b>Word</b> , Short, Float	Read/Write
CONFIG.PY1A	Boolean, <b>Byte</b> , Word, Short, Float	Read/Write
CONFIG.PY2A	Boolean, <b>Byte</b> , Word, Short, Float	Read/Write
CONFIG.PY1B	Boolean, <b>Byte</b> , Word, Short, Float	Read/Write
CONFIG.PY2B	Boolean, <b>Byte</b> , Word, Short, Float	Read/Write

### Control Mode Parameters Addressing for UT750

The driver supports the following Control Mode Parameters addresses for UT750. The default data type for each address type is shown in **bold**.

Address Format	Data Types	Access
CTRLMODE.IN1	Boolean, <b>Byte</b> , Word, Short, Float	Read/Write
CTRLMODE.UNI1	Boolean, <b>Byte</b> , Word, Short, Float	Read/Write
CTRLMODE.DP1	Boolean, Byte, <b>Word</b> , Short, Float	R/O
CTRLMODE.RH1	Boolean, Byte, <b>Word</b> , Short, Float	Read/Write
CTRLMODE.RL1	Boolean, Byte, <b>Word</b> , Short, Float	Read/Write
CTRLMODE.SDP1	Boolean, <b>Byte</b> , Word, Short, Float	Read/Write
CTRLMODE.SH1	Boolean, Byte, Word, Short, <b>Float</b>	Read/Write
CTRLMODE.SL1	Boolean, Byte, Word, Short, <b>Float</b>	Read/Write
CTRLMODE.SMP	<b>Byte</b> , Word, Short, Float	Read/Write
CTRLMODE.BSL1	Boolean, <b>Byte</b> , Word, Short, Float	Read/Write
CTRLMODE.RJC1	<b>Boolean</b>	Read/Write
CTRLMODE.IN2	Boolean, <b>Byte</b> , Word, Short, Float	Read/Write
CTRLMODE.UNI2	Boolean, <b>Byte</b> , Word, Short, Float	Read/Write
CTRLMODE.DP2	Boolean, Byte, <b>Word</b> , Short, Float	R/O
CTRLMODE.RH2	Boolean, Byte, <b>Word</b> , Short, Float	Read/Write
CTRLMODE.RL2	Boolean, Byte, <b>Word</b> , Short, Float	Read/Write
CTRLMODE.SDP2	Boolean, <b>Byte</b> , Word, Short, Float	Read/Write
CTRLMODE.SH2	Boolean, Byte, Word, Short, <b>Float</b>	Read/Write
CTRLMODE.SL2	Boolean, Byte, Word, Short, <b>Float</b>	Read/Write
CTRLMODE.INIT	<b>Boolean</b>	Read/Write
CTRLMODE.BSL2	Boolean, <b>Byte</b> , Word, Short, Float	Read/Write
CTRLMODE.RJC2	Boolean, Byte, <b>Word</b> , Short, Float	Read/Write
CTRLMODE.IN3	Boolean, <b>Byte</b> , Word, Short, Float	Read/Write
CTRLMODE.UNI3	Boolean, <b>Byte</b> , Word, Short, Float	Read/Write
CTRLMODE.DP3	Boolean, Byte, <b>Word</b> , Short, Float	R/O
CTRLMODE.RH3	Boolean, Byte, <b>Word</b> , Short, Float	Read/Write
CTRLMODE.RL3	Boolean, Byte, <b>Word</b> , Short, Float	Read/Write
CTRLMODE.SDP3	Boolean, <b>Byte</b> , Word, Short, Float	Read/Write
CTRLMODE.SH3	Boolean, Byte, Word, Short, <b>Float</b>	Read/Write
CTRLMODE.SL3	Boolean, Byte, Word, Short, <b>Float</b>	Read/Write
CTRLMODE.BSL3	Boolean, <b>Byte</b> , Word, Short, Float	Read/Write
CTRLMODE.P.UNI1	Boolean, <b>Byte</b> , Word, Short, Float	Read/Write
CTRLMODE.P.DP1	Boolean, <b>Byte</b> , Word, Short, Float	Read/Write
CTRLMODE.P.RH1	Boolean, Byte, Word, Short, <b>Float</b>	Read/Write
CTRLMODE.P.RL1	Boolean, Byte, Word, Short, <b>Float</b>	Read/Write
CTRLMODE.P.UNI2	Boolean, <b>Byte</b> , Word, Short, Float	Read/Write
CTRLMODE.P.DP2	Boolean, <b>Byte</b> , Word, Short, Float	Read/Write
CTRLMODE.P.RH2	Boolean, Byte, Word, Short, <b>Float</b>	Read/Write
CTRLMODE.P.RL2	Boolean, Byte, Word, Short, <b>Float</b>	Read/Write
CTRLMODE.OT1	Boolean, <b>Byte</b> , Word, Short, Float	Read/Write
CTRLMODE.OT2	Boolean, <b>Byte</b> , Word, Short, Float	Read/Write
CTRLMODE.CT1	Boolean, Byte, <b>Word</b> , Short, Float	Read/Write
CTRLMODE.CT2	Boolean, Byte, <b>Word</b> , Short, Float	Read/Write
CTRLMODE.CTc1	Boolean, Byte, <b>Word</b> , Short, Float	Read/Write
CTRLMODE.CTc2	Boolean, Byte, <b>Word</b> , Short, Float	Read/Write
CTRLMODE.AO1	<b>Boolean</b>	Read/Write
CTRLMODE.AO2	<b>Boolean</b>	Read/Write
CTRLMODE.AO3	<b>Boolean</b>	Read/Write
CTRLMODE.PSL1	Boolean, <b>Byte</b> , Word, Short, Float	Read/Write
CTRLMODE.BPS1	Boolean, <b>Byte</b> , Word, Short, Float	R/O
CTRLMODE.PRI1	Boolean, <b>Byte</b> , Word, Short, Float	R/O
CTRLMODE.STP1	Boolean, <b>Byte</b> , Word, Short, Float	R/O
CTRLMODE.DLN1	Boolean, <b>Byte</b> , Word, Short, Float	R/O
CTRLMODE.ADR1	Boolean, <b>Byte</b> , Word, Short, Float	R/O

CTRLMODE.RP.T1	Boolean, <b>Byte</b> , Word, Short, Float	R/O
CTRLMODE.PSL2	Boolean, <b>Byte</b> , Word, Short, Float	Read/Write
CTRLMODE.BPS2	Boolean, <b>Byte</b> , Word, Short, Float	R/O
CTRLMODE.PRI2	Boolean, <b>Byte</b> , Word, Short, Float	R/O
CTRLMODE.STP2	Boolean, <b>Byte</b> , Word, Short, Float	R/O
CTRLMODE.DLN2	Boolean, <b>Byte</b> , Word, Short, Float	R/O
CTRLMODE.ADR2	Boolean, <b>Byte</b> , Word, Short, Float	R/O
CTRLMODE.RP.T2	Boolean, <b>Byte</b> , Word, Short, Float	R/O
CTRLMODE.V.RS	Boolean, Byte, <b>Word</b> , Short, Float	Read/Write

### Loop Parameter Addressing for UT750

The driver supports the following Loop Parameter addresses for UT750. The default data type for each address type is shown in **bold**.

Address Format	Data Types	Access
LOOPPARAM.A.BS1	Boolean, Byte, Word, Short, <b>Float</b>	Read/Write
LOOPPARAM.A.FL1	Boolean, <b>Byte</b> , Word, Short, Float	Read/Write
LOOPPARAM.A.SR1	<b>Boolean</b>	Read/Write
LOOPPARAM.A.LC1	Boolean, Byte, Word, Short, <b>Float</b>	Read/Write
LOOPPARAM.A.BS2	Boolean, Byte, Word, Short, <b>Float</b>	Read/Write
LOOPPARAM.A.FL2	Boolean, <b>Byte</b> , Word, Short, Float	Read/Write
LOOPPARAM.A.SR2	<b>Boolean</b>	Read/Write
LOOPPARAM.A.LC2	Boolean, Byte, Word, Short, <b>Float</b>	Read/Write
LOOPPARAM.A.BS3	Boolean, Byte, Word, Short, <b>Float</b>	Read/Write
LOOPPARAM.A.FL3	Boolean, <b>Byte</b> , Word, Short, Float	Read/Write
LOOPPARAM.A.SR3	<b>Boolean</b>	Read/Write
LOOPPARAM.A.LC3	Boolean, Byte, Word, Short, <b>Float</b>	Read/Write
LOOPPARAM.RET1	Boolean, <b>Byte</b> , Word, Short, Float	Read/Write
LOOPPARAM.RTH1	Boolean, Byte, Word, Short, <b>Float</b>	Read/Write
LOOPPARAM.RTL1	Boolean, Byte, Word, Short, <b>Float</b>	Read/Write
LOOPPARAM.RET2	Boolean, <b>Byte</b> , Word, Short, Float	Read/Write
LOOPPARAM.RTH2	Boolean, Byte, Word, Short, <b>Float</b>	Read/Write
LOOPPARAM.RTL2	Boolean, Byte, Word, Short, <b>Float</b>	Read/Write
LOOPPARAM.DVB2	Boolean, Byte, Word, Short, <b>Float</b>	Read/Write
LOOPPARAM.LP1	<b>Boolean</b>	Read/Write
LOOPPARAM.TSC1	Boolean, Byte, Word, Short, <b>Float</b>	Read/Write
LOOPPARAM.TSC2	Boolean, Byte, Word, Short, <b>Float</b>	Read/Write
LOOPPARAM.TTM	Boolean, Byte, <b>Word</b> , Short, Float	Read/Write
LOOPPARAM.A/M	<b>Boolean</b>	Read/Write
LOOPPARAM.DVB1	Boolean, Byte, Word, Short, <b>Float</b>	Read/Write
LOOPPARAM.PRG	Boolean, Byte, <b>Word</b> , Short, Float	Read/Write
LOOPPARAM.LP2	<b>Boolean</b>	Read/Write
LOOPPARAM.MODE	<b>Boolean</b>	Read/Write
LOOPPARAM.PID	<b>Boolean</b>	Read/Write
LOOPPARAM.USR	<b>Boolean</b>	Read/Write
LOOPPARAM.PYS1	<b>Boolean</b>	Read/Write
LOOPPARAM.PYS2	<b>Boolean</b>	Read/Write

### Error Status Addressing for UT750

The driver supports the following Error Status addresses for UT750. The default data type for each address type is shown in **bold**.

**Note:** The driver supports bit access to the following Error Status addresses. For more information, refer to [Bit Addressing](#).

Address Format	Data Types	Access
ERR.AD1ERR.st	Boolean, Byte, <b>Word</b> , Short, Float	Read Only
ERR.AD2ERR.st	Boolean, Byte, <b>Word</b> , Short, Float	Read Only
ERR.AD3ERR.st	Boolean, Byte, <b>Word</b> , Short, Float	Read Only
ERR.AD1BO.st	Boolean, Byte, <b>Word</b> , Short, Float	Read Only
ERR.AD2BO.st	Boolean, Byte, <b>Word</b> , Short, Float	Read Only
ERR.AD3BO.st	Boolean, Byte, <b>Word</b> , Short, Float	Read Only
ERR.VLV.ATERR.st	Boolean, Byte, <b>Word</b> , Short, Float	Read Only
ERR.VLV.BOUT.st	Boolean, Byte, <b>Word</b> , Short, Float	Read Only
ERR.PV1ADC.st	Boolean, Byte, <b>Word</b> , Short, Float	Read Only
ERR.PV1BO.st	Boolean, Byte, <b>Word</b> , Short, Float	Read Only
ERR.RJC1ERR.st	Boolean, Byte, <b>Word</b> , Short, Float	Read Only
ERR.PV1+over.st	Boolean, Byte, <b>Word</b> , Short, Float	Read Only
ERR.PV1-over.st	Boolean, Byte, <b>Word</b> , Short, Float	Read Only
ERR.RSP1ADC.st	Boolean, Byte, <b>Word</b> , Short, Float	Read Only
ERR.RSP1BO.st	Boolean, Byte, <b>Word</b> , Short, Float	Read Only
ERR.C.RSP1ADC.st	Boolean, Byte, <b>Word</b> , Short, Float	Read Only
ERR.C.RSP1BO.st	Boolean, Byte, <b>Word</b> , Short, Float	Read Only
ERR.AT1ERR.st	Boolean, Byte, <b>Word</b> , Short, Float	Read Only
ERR.PV2ADC.st	Boolean, Byte, <b>Word</b> , Short, Float	Read Only
ERR.PV2BO.st	Boolean, Byte, <b>Word</b> , Short, Float	Read Only
ERR.RJC2ERR.st	Boolean, Byte, <b>Word</b> , Short, Float	Read Only
ERR.PV2+over.st	Boolean, Byte, <b>Word</b> , Short, Float	Read Only
ERR.PV2-over.st	Boolean, Byte, <b>Word</b> , Short, Float	Read Only
ERR.RSP2ADC.st	Boolean, Byte, <b>Word</b> , Short, Float	Read Only
ERR.RSP2BO.st	Boolean, Byte, <b>Word</b> , Short, Float	Read Only
ERR.C.RSP2ADC.st	Boolean, Byte, <b>Word</b> , Short, Float	Read Only
ERR.C.RSP2BO.st	Boolean, Byte, <b>Word</b> , Short, Float	Read Only
ERR.AT2ERR.st	Boolean, Byte, <b>Word</b> , Short, Float	Read Only
ERR.CALB.E.st	Boolean, Byte, <b>Word</b> , Short, Float	Read Only
ERR.USER.E.st	Boolean, Byte, <b>Word</b> , Short, Float	Read Only
ERR.UTMD.st	Boolean, Byte, <b>Word</b> , Short, Float	Read Only
ERR.RANGE.st	Boolean, Byte, <b>Word</b> , Short, Float	Read Only

### Bit Addressing

The addressing format for bit accessing is ERR.<address name>.st:0-15. For example, ERR.AD1ERR.st:0, ERR.AD1ERR.st:1 etc.

### Input Block Addressing for UT750

The driver supports the following Input Block addresses for UT750. The default data type for each address type is shown in **bold**.

Address Format	Data Types	Access
INPUT.AIN1	Boolean, Byte, <b>Word</b> , Short, Float	Read Only
INPUT.AIN2	Boolean, Byte, <b>Word</b> , Short, Float	Read Only
INPUT.AIN3	Boolean, Byte, <b>Word</b> , Short, Float	Read Only
INPUT.AUTO	Boolean, Byte, <b>Word</b> , Short, Float	Read Only
INPUT.CAS	Boolean, Byte, <b>Word</b> , Short, Float	Read Only
INPUT.DP1	Boolean, Byte, <b>Word</b> , Short, Float	Read Only
INPUT.DP2	Boolean, Byte, <b>Word</b> , Short, Float	Read Only
INPUT.MAN	Boolean, Byte, <b>Word</b> , Short, Float	Read Only
INPUT.MG1	Boolean, Byte, <b>Word</b> , Short, Float	Read Only
INPUT.MG2	Boolean, Byte, <b>Word</b> , Short, Float	Read Only
INPUT.MG3	Boolean, Byte, <b>Word</b> , Short, Float	Read Only
INPUT.MG4	Boolean, Byte, <b>Word</b> , Short, Float	Read Only
INPUT.MO10H	Boolean, Byte, <b>Word</b> , Short, Float	Read Only





INPUT.TRG.1	Boolean, Byte, <b>Word</b> , Short, Float	Read Only
INPUT.A/M.2	Boolean, Byte, <b>Word</b> , Short, Float	Read Only
INPUT.GAIN.2	Boolean, Byte, <b>Word</b> , Short, Float	Read Only
INPUT.PVIN.2	Boolean, Byte, <b>Word</b> , Short, Float	Read Only
INPUT.R/L.2	Boolean, Byte, <b>Word</b> , Short, Float	Read Only
INPUT.RSPIN.2	Boolean, Byte, <b>Word</b> , Short, Float	Read Only
INPUT.TRF.2	Boolean, Byte, <b>Word</b> , Short, Float	Read Only
INPUT.TRG.2	Boolean, Byte, <b>Word</b> , Short, Float	Read Only

### Loop Mode Status Addressing for UT750

The driver supports the following Loop Mode status addresses for UT750. The default data type for each address type is shown in **bold**.

**Note:** The driver supports bit access to the following. For more information, refer to Bit Addressing.

Address Format	Data Types	Access
L1MODE.AM1.st	Boolean, Byte, <b>Word</b> , Short, Float	Read Only
L1MODE.AT1.st	Boolean, Byte, <b>Word</b> , Short, Float	Read Only
L1MODE.AUT.st	Boolean, Byte, <b>Word</b> , Short, Float	Read Only
L1MODE.CAS.st	Boolean, Byte, <b>Word</b> , Short, Float	Read Only
L1MODE.MAN.st	Boolean, Byte, <b>Word</b> , Short, Float	Read Only
L1MODE.RL.st	Boolean, Byte, <b>Word</b> , Short, Float	Read Only
L1MODE.RS.st	Boolean, Byte, <b>Word</b> , Short, Float	Read Only
L2MODE.A/M2.st	Boolean, Byte, <b>Word</b> , Short, Float	Read Only
L2MODE.AT2.st	Boolean, Byte, <b>Word</b> , Short, Float	Read Only
L2MODE.R/L2.st	Boolean, Byte, <b>Word</b> , Short, Float	Read Only

### Bit Addressing

The addressing format for bit accessing is L#MODE.<address name>.st:0-15. For example, L1MODE.AM1.st:0, L1MODE.AM1.st:1 etc.

### Linearizer Register Addressing for UT750

The driver supports the following Linearizer Register addresses for UT750. The default data type for each address type is shown in **bold**.

Address Format	Data Types	Access
LINEARIZER.U1	Boolean, Byte, Word, Short, <b>Float</b>	Read/Write
LINEARIZER.U2	Boolean, Byte, Word, Short, <b>Float</b>	Read/Write
LINEARIZER.U3	Boolean, Byte, Word, Short, <b>Float</b>	Read/Write
LINEARIZER.U4	Boolean, Byte, Word, Short, <b>Float</b>	Read/Write
LINEARIZER.U5	Boolean, Byte, Word, Short, <b>Float</b>	Read/Write
LINEARIZER.U6	Boolean, Byte, Word, Short, <b>Float</b>	Read/Write
LINEARIZER.U7	Boolean, Byte, Word, Short, <b>Float</b>	Read/Write
LINEARIZER.U8	Boolean, Byte, Word, Short, <b>Float</b>	Read/Write
LINEARIZER.1.A1	Boolean, Byte, Word, Short, <b>Float</b>	Read/Write
LINEARIZER.1.A10	Boolean, Byte, Word, Short, <b>Float</b>	Read/Write
LINEARIZER.1.A11	Boolean, Byte, Word, Short, <b>Float</b>	Read/Write
LINEARIZER.1.A2	Boolean, Byte, Word, Short, <b>Float</b>	Read/Write
LINEARIZER.1.A3	Boolean, Byte, Word, Short, <b>Float</b>	Read/Write
LINEARIZER.1.A4	Boolean, Byte, Word, Short, <b>Float</b>	Read/Write
LINEARIZER.1.A5	Boolean, Byte, Word, Short, <b>Float</b>	Read/Write
LINEARIZER.1.A6	Boolean, Byte, Word, Short, <b>Float</b>	Read/Write
LINEARIZER.1.A7	Boolean, Byte, Word, Short, <b>Float</b>	Read/Write
LINEARIZER.1.A8	Boolean, Byte, Word, Short, <b>Float</b>	Read/Write
LINEARIZER.1.A9	Boolean, Byte, Word, Short, <b>Float</b>	Read/Write
LINEARIZER.1.B1	Boolean, Byte, Word, Short, <b>Float</b>	Read/Write

LINEARIZER.1.B10	Boolean, Byte, Word, Short, <b>Float</b>	Read/Write
LINEARIZER.1.B11	Boolean, Byte, Word, Short, <b>Float</b>	Read/Write
LINEARIZER.1.B2	Boolean, Byte, Word, Short, <b>Float</b>	Read/Write
LINEARIZER.1.B3	Boolean, Byte, Word, Short, <b>Float</b>	Read/Write
LINEARIZER.1.B4	Boolean, Byte, Word, Short, <b>Float</b>	Read/Write
LINEARIZER.1.B5	Boolean, Byte, Word, Short, <b>Float</b>	Read/Write
LINEARIZER.1.B6	Boolean, Byte, Word, Short, <b>Float</b>	Read/Write
LINEARIZER.1.B7	Boolean, Byte, Word, Short, <b>Float</b>	Read/Write
LINEARIZER.1.B8	Boolean, Byte, Word, Short, <b>Float</b>	Read/Write
LINEARIZER.1.B9	Boolean, Byte, Word, Short, <b>Float</b>	Read/Write
LINEARIZER.1.PMD	<b>Boolean</b>	Read/Write
LINEARIZER.2.A1	Boolean, Byte, Word, Short, <b>Float</b>	Read/Write
LINEARIZER.2.A10	Boolean, Byte, Word, Short, <b>Float</b>	Read/Write
LINEARIZER.2.A11	Boolean, Byte, Word, Short, <b>Float</b>	Read/Write
LINEARIZER.2.A2	Boolean, Byte, Word, Short, <b>Float</b>	Read/Write
LINEARIZER.2.A3	Boolean, Byte, Word, Short, <b>Float</b>	Read/Write
LINEARIZER.2.A4	Boolean, Byte, Word, Short, <b>Float</b>	Read/Write
LINEARIZER.2.A5	Boolean, Byte, Word, Short, <b>Float</b>	Read/Write
LINEARIZER.2.A6	Boolean, Byte, Word, Short, <b>Float</b>	Read/Write
LINEARIZER.2.A7	Boolean, Byte, Word, Short, <b>Float</b>	Read/Write
LINEARIZER.2.A8	Boolean, Byte, Word, Short, <b>Float</b>	Read/Write
LINEARIZER.2.A9	Boolean, Byte, Word, Short, <b>Float</b>	Read/Write
LINEARIZER.2.B1	Boolean, Byte, Word, Short, <b>Float</b>	Read/Write
LINEARIZER.2.B10	Boolean, Byte, Word, Short, <b>Float</b>	Read/Write
LINEARIZER.2.B11	Boolean, Byte, Word, Short, <b>Float</b>	Read/Write
LINEARIZER.2.B2	Boolean, Byte, Word, Short, <b>Float</b>	Read/Write
LINEARIZER.2.B3	Boolean, Byte, Word, Short, <b>Float</b>	Read/Write
LINEARIZER.2.B4	Boolean, Byte, Word, Short, <b>Float</b>	Read/Write
LINEARIZER.2.B5	Boolean, Byte, Word, Short, <b>Float</b>	Read/Write
LINEARIZER.2.B6	Boolean, Byte, Word, Short, <b>Float</b>	Read/Write
LINEARIZER.2.B7	Boolean, Byte, Word, Short, <b>Float</b>	Read/Write
LINEARIZER.2.B8	Boolean, Byte, Word, Short, <b>Float</b>	Read/Write
LINEARIZER.2.B9	Boolean, Byte, Word, Short, <b>Float</b>	Read/Write
LINEARIZER.2.PMD	<b>Boolean</b>	Read/Write

### Control Parameters Addressing for UT750

The driver supports the following Control Parameters addresses for UT750. The default data type for each address type is shown in **bold**.

Address Format	Data Types	Access
CTRLPARAM.AL1.1	Boolean, <b>Byte</b> , Word, Short, Float	Read/Write
CTRLPARAM.AL1.2	Boolean, <b>Byte</b> , Word, Short, Float	Read/Write
CTRLPARAM.AL2.1	Boolean, <b>Byte</b> , Word, Short, Float	Read/Write
CTRLPARAM.AL2.2	Boolean, <b>Byte</b> , Word, Short, Float	Read/Write
CTRLPARAM.AL3.1	Boolean, <b>Byte</b> , Word, Short, Float	Read/Write
CTRLPARAM.AL3.2	Boolean, <b>Byte</b> , Word, Short, Float	Read/Write
CTRLPARAM.AL4.1	Boolean, <b>Byte</b> , Word, Short, Float	Read/Write
CTRLPARAM.AL4.2	Boolean, <b>Byte</b> , Word, Short, Float	Read/Write
CTRLPARAM.AMD.1	Boolean, <b>Byte</b> , Word, Short, Float	Read/Write
CTRLPARAM.AMD.2	Boolean, <b>Byte</b> , Word, Short, Float	Read/Write
CTRLPARAM.AR.1	Boolean, Byte, Word, Short, <b>Float</b>	Read/Write
CTRLPARAM.AR.2	Boolean, Byte, Word, Short, <b>Float</b>	Read/Write
CTRLPARAM.DY1.1	Boolean, Byte, Word, Short, <b>Float</b>	Read/Write
CTRLPARAM.DY1.2	Boolean, Byte, Word, Short, <b>Float</b>	Read/Write
CTRLPARAM.DY2.1	Boolean, Byte, Word, Short, <b>Float</b>	Read/Write



CTRLPARAM.DY2.2	Boolean, Byte, Word, Short, <b>Float</b>	Read/Write
CTRLPARAM.DY3.1	Boolean, Byte, Word, Short, <b>Float</b>	Read/Write
CTRLPARAM.DY3.2	Boolean, Byte, Word, Short, <b>Float</b>	Read/Write
CTRLPARAM.DY4.1	Boolean, Byte, Word, Short, <b>Float</b>	Read/Write
CTRLPARAM.DY4.2	Boolean, Byte, Word, Short, <b>Float</b>	Read/Write
CTRLPARAM.GRP	Boolean, Byte, Word, Short, <b>Float</b>	Read/Write
CTRLPARAM.HY1.1	Boolean, Byte, Word, Short, <b>Float</b>	Read/Write
CTRLPARAM.HY1.2	Boolean, Byte, Word, Short, <b>Float</b>	Read/Write
CTRLPARAM.HY2.1	Boolean, Byte, Word, Short, <b>Float</b>	Read/Write
CTRLPARAM.HY2.2	Boolean, Byte, Word, Short, <b>Float</b>	Read/Write
CTRLPARAM.HY3.1	Boolean, Byte, Word, Short, <b>Float</b>	Read/Write
CTRLPARAM.HY3.2	Boolean, Byte, Word, Short, <b>Float</b>	Read/Write
CTRLPARAM.HY4.1	Boolean, Byte, Word, Short, <b>Float</b>	Read/Write
CTRLPARAM.HY4.2	Boolean, Byte, Word, Short, <b>Float</b>	Read/Write
CTRLPARAM.MOD.1	<b>Boolean</b>	Read/Write
CTRLPARAM.MOD.2	<b>Boolean</b>	Read/Write
CTRLPARAM.OPR.1	Boolean, Byte, Word, Short, <b>Float</b>	Read/Write
CTRLPARAM.OPR.2	Boolean, Byte, Word, Short, <b>Float</b>	Read/Write
CTRLPARAM.PT.NO	Boolean, Byte, <b>Word</b> , Short, Float	Read/Write
CTRLPARAM.PVT.1	<b>Boolean</b>	Read/Write
CTRLPARAM.PVT.2	<b>Boolean</b>	Read/Write
CTRLPARAM.R.MD	Boolean, <b>Byte</b> , Word, Short, Float	Read/Write
CTRLPARAM.R.TM	Boolean, <b>Byte</b> , Word, Short, Float	Read/Write
CTRLPARAM.RMS.1	<b>Boolean</b>	Read/Write
CTRLPARAM.RMS.2	<b>Boolean</b>	Read/Write
CTRLPARAM.SPH.1	Boolean, Byte, Word, Short, <b>Float</b>	Read/Write
CTRLPARAM.SPH.2	Boolean, Byte, Word, Short, <b>Float</b>	Read/Write
CTRLPARAM.SPL.1	Boolean, Byte, Word, Short, <b>Float</b>	Read/Write
CTRLPARAM.SPL.2	Boolean, Byte, Word, Short, <b>Float</b>	Read/Write
CTRLPARAM.SPT.1	<b>Boolean</b>	Read/Write
CTRLPARAM.SPT.2	<b>Boolean</b>	Read/Write
CTRLPARAM.TMU.1	<b>Boolean</b>	Read/Write
CTRLPARAM.TMU.2	<b>Boolean</b>	Read/Write
CTRLPARAM.ZON	<b>Boolean</b>	Read/Write

### OP Mode Parameter Addressing for UT750

The driver supports the following OP Mode Parameter addresses for UT750. The default data type for each address type is shown in **bold**.

Address Format	Data Types	Access
OPMODE.A/M1	<b>Boolean</b>	Read/Write
OPMODE.A/M2	<b>Boolean</b>	Read/Write
OPMODE.C.A.M	Boolean, Byte, <b>Word</b> , Short, Float	Read/Write
OPMODE.OP_S/R	<b>Boolean</b>	Read/Write
OPMODE.R/L1	<b>Boolean</b>	Read/Write
OPMODE.R/L2	<b>Boolean</b>	Read/Write
OPMODE.SPN	Boolean, Byte, <b>Word</b> , Short, Float	Read/Write
OPMODE.C.RSP.1	Boolean, Byte, Word, Short, <b>Float</b>	Read Only
OPMODE.MOUT.1	Boolean, Byte, <b>Word</b> , Short, Float	Read Only
OPMODE.MOUTc.1	Boolean, Byte, <b>Word</b> , Short, Float	Read Only
OPMODE.C.RSP.2	Boolean, Byte, Word, Short, <b>Float</b>	Read Only
OPMODE.MOUT.2	Boolean, Byte, <b>Word</b> , Short, Float	Read Only
OPMODE.MOUTc.2	Boolean, Byte, <b>Word</b> , Short, Float	Read Only

## OP Related Parameter Addressing for UT750

The driver supports the following OP Related Parameter addresses for UT750. The default data type for each address type is shown in **bold**.

Address Format	Data Types	Access
OPREL.AT.1	Boolean, <b>Byte</b> , Word, Short, Float	Read/Write
OPREL.BS.1	Boolean, Byte, Word, Short, <b>Float</b>	Read/Write
OPREL.DNR.1	Boolean, Byte, Word, Short, <b>Float</b>	Read/Write
OPREL.FL.1	Boolean, <b>Byte</b> , Word, Short, Float	Read/Write
OPREL.ORB.1	Boolean, Byte, Word, Short, <b>Float</b>	Read/Write
OPREL.ORH.1	Boolean, Byte, Word, Short, <b>Float</b>	Read/Write
OPREL.ORL.1	Boolean, Byte, Word, Short, <b>Float</b>	Read/Write
OPREL.RBS.1	Boolean, Byte, Word, Short, <b>Float</b>	Read/Write
OPREL.RFL.1	Boolean, <b>Byte</b> , Word, Short, Float	Read/Write
OPREL.RT.1	Boolean, Byte, <b>Word</b> , Short, Float	Read/Write
OPREL.SC.1	<b>Boolean</b>	Read/Write
OPREL.UPR.1	Boolean, Byte, Word, Short, <b>Float</b>	Read/Write
OPREL.AT.2	Boolean, <b>Byte</b> , Word, Short, Float	Read/Write
OPREL.BS.2	Boolean, Byte, Word, Short, <b>Float</b>	Read/Write
OPREL.DNR.2	Boolean, Byte, Word, Short, <b>Float</b>	Read/Write
OPREL.FL.2	Boolean, <b>Byte</b> , Word, Short, Float	Read/Write
OPREL.ORB.2	Boolean, Byte, Word, Short, <b>Float</b>	Read/Write
OPREL.ORH.2	Boolean, Byte, Word, Short, <b>Float</b>	Read/Write
OPREL.ORL.2	Boolean, Byte, Word, Short, <b>Float</b>	Read/Write
OPREL.RBS.2	Boolean, Byte, Word, Short, <b>Float</b>	Read/Write
OPREL.RFL.2	Boolean, <b>Byte</b> , Word, Short, Float	Read/Write
OPREL.RT.2	Boolean, Byte, <b>Word</b> , Short, Float	Read/Write
OPREL.SC.2	<b>Boolean</b>	Read/Write
OPREL.UPR.2	Boolean, Byte, Word, Short, <b>Float</b>	Read/Write

## Output Block Addressing for UT750

The driver supports Boolean Output Block addresses for UT750.

Address Format	Data Types	Access
OUTPUT.DO1	Boolean	Read Only
OUTPUT.DO2	Boolean	Read Only
OUTPUT.DO3	Boolean	Read Only
OUTPUT.DO4	Boolean	Read Only
OUTPUT.DO5	Boolean	Read Only
OUTPUT.DO6	Boolean	Read Only
OUTPUT.DO7	Boolean	Read Only
OUTPUT.MO1	Boolean	Read Only
OUTPUT.MO10H	Boolean	Read Only
OUTPUT.MO10L	Boolean	Read Only
OUTPUT.MO11H	Boolean	Read Only
OUTPUT.MO11L	Boolean	Read Only
OUTPUT.MO12H	Boolean	Read Only
OUTPUT.MO12L	Boolean	Read Only
OUTPUT.MO13H	Boolean	Read Only
OUTPUT.MO13L	Boolean	Read Only
OUTPUT.MO14H	Boolean	Read Only
OUTPUT.MO14L	Boolean	Read Only
OUTPUT.MO15H	Boolean	Read Only
OUTPUT.MO15L	Boolean	Read Only
OUTPUT.MO16H	Boolean	Read Only

OUTPUT.MO16L	Boolean	Read Only
OUTPUT.MO17H	Boolean	Read Only
OUTPUT.MO17L	Boolean	Read Only
OUTPUT.MO18H	Boolean	Read Only
OUTPUT.MO18L	Boolean	Read Only
OUTPUT.MO19H	Boolean	Read Only
OUTPUT.MO19L	Boolean	Read Only
OUTPUT.MO1L	Boolean	Read Only
OUTPUT.MO20H	Boolean	Read Only
OUTPUT.MO20L	Boolean	Read Only
OUTPUT.MO21H	Boolean	Read Only
OUTPUT.MO21L	Boolean	Read Only
OUTPUT.MO22H	Boolean	Read Only
OUTPUT.MO22L	Boolean	Read Only
OUTPUT.MO23H	Boolean	Read Only
OUTPUT.MO23L	Boolean	Read Only
OUTPUT.MO24H	Boolean	Read Only
OUTPUT.MO24L	Boolean	Read Only
OUTPUT.MO25H	Boolean	Read Only
OUTPUT.MO25L	Boolean	Read Only
OUTPUT.MO26H	Boolean	Read Only
OUTPUT.MO26L	Boolean	Read Only
OUTPUT.MO27H	Boolean	Read Only
OUTPUT.MO27L	Boolean	Read Only
OUTPUT.MO28H	Boolean	Read Only
OUTPUT.MO28L	Boolean	Read Only
OUTPUT.MO29H	Boolean	Read Only
OUTPUT.MO29L	Boolean	Read Only
OUTPUT.MO2H	Boolean	Read Only
OUTPUT.MO2L	Boolean	Read Only
OUTPUT.MO30H	Boolean	Read Only
OUTPUT.MO30L	Boolean	Read Only
OUTPUT.MO31H	Boolean	Read Only
OUTPUT.MO31L	Boolean	Read Only
OUTPUT.MO32H	Boolean	Read Only
OUTPUT.MO32L	Boolean	Read Only
OUTPUT.MO33H	Boolean	Read Only
OUTPUT.MO33L	Boolean	Read Only
OUTPUT.MO34H	Boolean	Read Only
OUTPUT.MO34L	Boolean	Read Only
OUTPUT.MO35H	Boolean	Read Only
OUTPUT.MO35L	Boolean	Read Only
OUTPUT.MO36H	Boolean	Read Only
OUTPUT.MO36L	Boolean	Read Only
OUTPUT.MO37H	Boolean	Read Only
OUTPUT.MO37L	Boolean	Read Only
OUTPUT.MO38H	Boolean	Read Only
OUTPUT.MO38L	Boolean	Read Only
OUTPUT.MO39H	Boolean	Read Only
OUTPUT.MO39L	Boolean	Read Only
OUTPUT.MO3H	Boolean	Read Only
OUTPUT.MO3L	Boolean	Read Only
OUTPUT.MO40H	Boolean	Read Only
OUTPUT.MO40L	Boolean	Read Only
OUTPUT.MO41H	Boolean	Read Only

OUTPUT.MO41L	Boolean	Read Only
OUTPUT.MO42H	Boolean	Read Only
OUTPUT.MO42L	Boolean	Read Only
OUTPUT.MO43H	Boolean	Read Only
OUTPUT.MO43L	Boolean	Read Only
OUTPUT.MO44H	Boolean	Read Only
OUTPUT.MO44L	Boolean	Read Only
OUTPUT.MO45H	Boolean	Read Only
OUTPUT.MO45L	Boolean	Read Only
OUTPUT.MO46H	Boolean	Read Only
OUTPUT.MO46L	Boolean	Read Only
OUTPUT.MO47H	Boolean	Read Only
OUTPUT.MO47L	Boolean	Read Only
OUTPUT.MO48H	Boolean	Read Only
OUTPUT.MO48L	Boolean	Read Only
OUTPUT.MO49H	Boolean	Read Only
OUTPUT.MO49L	Boolean	Read Only
OUTPUT.MO4H	Boolean	Read Only
OUTPUT.MO4L	Boolean	Read Only
OUTPUT.MO50H	Boolean	Read Only
OUTPUT.MO50L	Boolean	Read Only
OUTPUT.MO5H	Boolean	Read Only
OUTPUT.MO5L	Boolean	Read Only
OUTPUT.MO6H	Boolean	Read Only
OUTPUT.MO6L	Boolean	Read Only
OUTPUT.MO7H	Boolean	Read Only
OUTPUT.MO7L	Boolean	Read Only
OUTPUT.MO8H	Boolean	Read Only
OUTPUT.MO8L	Boolean	Read Only
OUTPUT.MO9H	Boolean	Read Only
OUTPUT.MO9L	Boolean	Read Only
OUTPUT.OUT1A	Boolean	Read Only
OUTPUT.OUT1R	Boolean	Read Only
OUTPUT.OUT2A	Boolean	Read Only
OUTPUT.OUT2R	Boolean	Read Only
OUTPUT.OUT3A	Boolean	Read Only
OUTPUT.R151	Boolean	Read Only
OUTPUT.R152	Boolean	Read Only
OUTPUT.R153	Boolean	Read Only
OUTPUT.R154	Boolean	Read Only
OUTPUT.R155	Boolean	Read Only
OUTPUT.R156	Boolean	Read Only
OUTPUT.R157	Boolean	Read Only
OUTPUT.R158	Boolean	Read Only
OUTPUT.R251	Boolean	Read Only
OUTPUT.R252	Boolean	Read Only
OUTPUT.R253	Boolean	Read Only
OUTPUT.R254	Boolean	Read Only
OUTPUT.R255	Boolean	Read Only
OUTPUT.R256	Boolean	Read Only
OUTPUT.R257	Boolean	Read Only
OUTPUT.R258	Boolean	Read Only
OUTPUT.RET1	Boolean	Read Only
OUTPUT.RET2	Boolean	Read Only
OUTPUT.COUT.1	Boolean	Read Only

OUTPUT.CSP.1	Boolean	Read Only
OUTPUT.HOUT.1	Boolean	Read Only
OUTPUT.OUT.1	Boolean	Read Only
OUTPUT.PV.1	Boolean	Read Only
OUTPUT.COUT.2	Boolean	Read Only
OUTPUT.CSP.2	Boolean	Read Only
OUTPUT.HOUT.2	Boolean	Read Only
OUTPUT.OUT.2	Boolean	Read Only
OUTPUT.PV.2	Boolean	Read Only

### PID Parameters Addressing for UT750

The driver supports the following PID parameters addresses for UT750. The default data type for each address type is shown in **bold**.

Address Format	Data Types	Access
PID.1.A1.1	Boolean, Byte, Word, Short, <b>Float</b>	Read/Write
PID.1.A2.1	Boolean, Byte, Word, Short, <b>Float</b>	Read/Write
PID.1.A3.1	Boolean, Byte, Word, Short, <b>Float</b>	Read/Write
PID.1.A4.1	Boolean, Byte, Word, Short, <b>Float</b>	Read/Write
PID.1.D.1	Boolean, Byte, <b>Word</b> , Short, Float	Read/Write
PID.1.DB.1	Boolean, Byte, <b>Word</b> , Short, Float	Read/Write
PID.1.Dc.1	Boolean, Byte, <b>Word</b> , Short, Float	Read/Write
PID.1.DR.1	<b>Boolean</b>	Read/Write
PID.1.H.1	Boolean, Byte, <b>Word</b> , Short, Float	Read/Write
PID.1.Hc.1	Boolean, Byte, <b>Word</b> , Short, Float	Read/Write
PID.1.I.1	Boolean, Byte, <b>Word</b> , Short, Float	Read/Write
PID.1.Ic.1	Boolean, Byte, <b>Word</b> , Short, Float	Read/Write
PID.1.MR.1	Boolean, Byte, Word, Short, <b>Float</b>	Read/Write
PID.1.Oc.1	Boolean, Byte, <b>Word</b> , Short, Float	Read/Write
PID.1.OH.1	Boolean, Byte, Word, Short, <b>Float</b>	Read/Write
PID.1.OL.1	Boolean, Byte, Word, Short, <b>Float</b>	Read/Write
PID.1.P.1	Boolean, Byte, Word, Short, <b>Float</b>	Read/Write
PID.1.Pc.1	Boolean, Byte, <b>Word</b> , Short, Float	Read/Write
PID.1.PO.1	Boolean, Byte, Word, Short, <b>Float</b>	Read/Write
PID.1.RP.1	Boolean, Byte, <b>Word</b> , Short, Float	Read/Write
PID.1.SP.1	Boolean, Byte, Word, Short, <b>Float</b>	Read/Write
PID.1.A1.2	Boolean, Byte, Word, Short, <b>Float</b>	Read/Write
PID.1.A2.2	Boolean, Byte, Word, Short, <b>Float</b>	Read/Write
PID.1.A3.2	Boolean, Byte, Word, Short, <b>Float</b>	Read/Write
PID.1.A4.2	Boolean, Byte, Word, Short, <b>Float</b>	Read/Write
PID.1.D.2	Boolean, Byte, <b>Word</b> , Short, Float	Read/Write
PID.1.DB.2	Boolean, Byte, <b>Word</b> , Short, Float	Read/Write
PID.1.Dc.2	Boolean, Byte, <b>Word</b> , Short, Float	Read/Write
PID.1.DR.2	<b>Boolean</b>	Read/Write
PID.1.H.2	Boolean, Byte, <b>Word</b> , Short, Float	Read/Write
PID.1.Hc.2	Boolean, Byte, <b>Word</b> , Short, Float	Read/Write
PID.1.I.2	Boolean, Byte, <b>Word</b> , Short, Float	Read/Write
PID.1.Ic.2	Boolean, Byte, <b>Word</b> , Short, Float	Read/Write
PID.1.MR.2	Boolean, Byte, Word, Short, <b>Float</b>	Read/Write
PID.1.Oc.2	Boolean, Byte, <b>Word</b> , Short, Float	Read/Write
PID.1.OH.2	Boolean, Byte, Word, Short, <b>Float</b>	Read/Write
PID.1.OL.2	Boolean, Byte, Word, Short, <b>Float</b>	Read/Write
PID.1.P.2	Boolean, Byte, Word, Short, <b>Float</b>	Read/Write
PID.1.Pc.2	Boolean, Byte, <b>Word</b> , Short, Float	Read/Write
PID.1.PO.2	Boolean, Byte, Word, Short, <b>Float</b>	Read/Write

PID.1.RP.2	Boolean, Byte, <b>Word</b> , Short, Float	Read/Write
PID.1.SP.2	Boolean, Byte, Word, Short, <b>Float</b>	Read/Write
PID.2.A1.1	Boolean, Byte, Word, Short, <b>Float</b>	Read/Write
PID.2.A2.1	Boolean, Byte, Word, Short, <b>Float</b>	Read/Write
PID.2.A3.1	Boolean, Byte, Word, Short, <b>Float</b>	Read/Write
PID.2.A4.1	Boolean, Byte, Word, Short, <b>Float</b>	Read/Write
PID.2.D.1	Boolean, Byte, <b>Word</b> , Short, Float	Read/Write
PID.2.DB.1	Boolean, Byte, <b>Word</b> , Short, Float	Read/Write
PID.2.Dc.1	Boolean, Byte, <b>Word</b> , Short, Float	Read/Write
PID.2.DR.1	<b>Boolean</b>	Read/Write
PID.2.H.1	Boolean, Byte, <b>Word</b> , Short, Float	Read/Write
PID.2.Hc.1	Boolean, Byte, <b>Word</b> , Short, Float	Read/Write
PID.2.I.1	Boolean, Byte, <b>Word</b> , Short, Float	Read/Write
PID.2.Ic.1	Boolean, Byte, <b>Word</b> , Short, Float	Read/Write
PID.2.MR.1	Boolean, Byte, Word, Short, <b>Float</b>	Read/Write
PID.2.Oc.1	Boolean, Byte, <b>Word</b> , Short, Float	Read/Write
PID.2.OH.1	Boolean, Byte, Word, Short, <b>Float</b>	Read/Write
PID.2.OL.1	Boolean, Byte, Word, Short, <b>Float</b>	Read/Write
PID.2.P.1	Boolean, Byte, Word, Short, <b>Float</b>	Read/Write
PID.2.Pc.1	Boolean, Byte, <b>Word</b> , Short, Float	Read/Write
PID.2.PO.1	Boolean, Byte, Word, Short, <b>Float</b>	Read/Write
PID.2.RP.1	Boolean, Byte, <b>Word</b> , Short, Float	Read/Write
PID.2.SP.1	Boolean, Byte, Word, Short, <b>Float</b>	Read/Write
PID.2.A1.2	Boolean, Byte, Word, Short, <b>Float</b>	Read/Write
PID.2.A2.2	Boolean, Byte, Word, Short, <b>Float</b>	Read/Write
PID.2.A3.2	Boolean, Byte, Word, Short, <b>Float</b>	Read/Write
PID.2.A4.2	Boolean, Byte, Word, Short, <b>Float</b>	Read/Write
PID.2.D.2	Boolean, Byte, <b>Word</b> , Short, Float	Read/Write
PID.2.DB.2	Boolean, Byte, <b>Word</b> , Short, Float	Read/Write
PID.2.Dc.2	Boolean, Byte, <b>Word</b> , Short, Float	Read/Write
PID.2.DR.2	<b>Boolean</b>	Read/Write
PID.2.H.2	Boolean, Byte, <b>Word</b> , Short, Float	Read/Write
PID.2.Hc.2	Boolean, Byte, <b>Word</b> , Short, Float	Read/Write
PID.2.I.2	Boolean, Byte, <b>Word</b> , Short, Float	Read/Write
PID.2.Ic.2	Boolean, Byte, <b>Word</b> , Short, Float	Read/Write
PID.2.MR.2	Boolean, Byte, Word, Short, <b>Float</b>	Read/Write
PID.2.Oc.2	Boolean, Byte, <b>Word</b> , Short, Float	Read/Write
PID.2.OH.2	Boolean, Byte, Word, Short, <b>Float</b>	Read/Write
PID.2.OL.2	Boolean, Byte, Word, Short, <b>Float</b>	Read/Write
PID.2.P.2	Boolean, Byte, Word, Short, <b>Float</b>	Read/Write
PID.2.Pc.2	Boolean, Byte, <b>Word</b> , Short, Float	Read/Write
PID.2.PO.2	Boolean, Byte, Word, Short, <b>Float</b>	Read/Write
PID.2.RP.2	Boolean, Byte, <b>Word</b> , Short, Float	Read/Write
PID.2.SP.2	Boolean, Byte, Word, Short, <b>Float</b>	Read/Write
PID.3.A1.1	Boolean, Byte, Word, Short, <b>Float</b>	Read/Write
PID.3.A2.1	Boolean, Byte, Word, Short, <b>Float</b>	Read/Write
PID.3.A3.1	Boolean, Byte, Word, Short, <b>Float</b>	Read/Write
PID.3.A4.1	Boolean, Byte, Word, Short, <b>Float</b>	Read/Write
PID.3.D.1	Boolean, Byte, <b>Word</b> , Short, Float	Read/Write
PID.3.DB.1	Boolean, Byte, <b>Word</b> , Short, Float	Read/Write
PID.3.Dc.1	Boolean, Byte, <b>Word</b> , Short, Float	Read/Write
PID.3.DR.1	<b>Boolean</b>	Read/Write
PID.3.H.1	Boolean, Byte, <b>Word</b> , Short, Float	Read/Write
PID.3.Hc.1	Boolean, Byte, <b>Word</b> , Short, Float	Read/Write
PID.3.I.1	Boolean, Byte, <b>Word</b> , Short, Float	Read/Write

PID.3.Ic.1	Boolean, Byte, <b>Word</b> , Short, Float	Read/Write
PID.3.MR.1	Boolean, Byte, Word, Short, <b>Float</b>	Read/Write
PID.3.Oc.1	Boolean, Byte, Word, Short, <b>Float</b>	Read/Write
PID.3.OH.1	Boolean, Byte, Word, Short, <b>Float</b>	Read/Write
PID.3.OL.1	Boolean, Byte, Word, Short, <b>Float</b>	Read/Write
PID.3.P.1	Boolean, Byte, Word, Short, <b>Float</b>	Read/Write
PID.3.Pc.1	Boolean, Byte, <b>Word</b> , Short, Float	Read/Write
PID.3.PO.1	Boolean, Byte, Word, Short, <b>Float</b>	Read/Write
PID.3.RP.1	Boolean, Byte, <b>Word</b> , Short, Float	Read/Write
PID.3.SP.1	Boolean, Byte, Word, Short, <b>Float</b>	Read/Write
PID.3.A1.2	Boolean, Byte, Word, Short, <b>Float</b>	Read/Write
PID.3.A2.2	Boolean, Byte, Word, Short, <b>Float</b>	Read/Write
PID.3.A3.2	Boolean, Byte, Word, Short, <b>Float</b>	Read/Write
PID.3.A4.2	Boolean, Byte, Word, Short, <b>Float</b>	Read/Write
PID.3.D.2	Boolean, Byte, <b>Word</b> , Short, Float	Read/Write
PID.3.DB.2	Boolean, Byte, <b>Word</b> , Short, Float	Read/Write
PID.3.Dc.2	Boolean, Byte, <b>Word</b> , Short, Float	Read/Write
PID.3.DR.2	<b>Boolean</b>	Read/Write
PID.3.H.2	Boolean, Byte, <b>Word</b> , Short, Float	Read/Write
PID.3.Hc.2	Boolean, Byte, <b>Word</b> , Short, Float	Read/Write
PID.3.I.2	Boolean, Byte, <b>Word</b> , Short, Float	Read/Write
PID.3.Ic.2	Boolean, Byte, <b>Word</b> , Short, Float	Read/Write
PID.3.MR.2	Boolean, Byte, Word, Short, <b>Float</b>	Read/Write
PID.3.Oc.2	Boolean, Byte, <b>Word</b> , Short, Float	Read/Write
PID.3.OH.2	Boolean, Byte, Word, Short, <b>Float</b>	Read/Write
PID.3.OL.2	Boolean, Byte, Word, Short, <b>Float</b>	Read/Write
PID.3.P.2	Boolean, Byte, Word, Short, <b>Float</b>	Read/Write
PID.3.Pc.2	Boolean, Byte, <b>Word</b> , Short, Float	Read/Write
PID.3.PO.2	Boolean, Byte, Word, Short, <b>Float</b>	Read/Write
PID.3.RP.2	Boolean, Byte, <b>Word</b> , Short, Float	Read/Write
PID.3.SP.2	Boolean, Byte, Word, Short, <b>Float</b>	Read/Write
PID.4.A1.1	Boolean, Byte, Word, Short, <b>Float</b>	Read/Write
PID.4.A2.1	Boolean, Byte, Word, Short, <b>Float</b>	Read/Write
PID.4.A3.1	Boolean, Byte, Word, Short, <b>Float</b>	Read/Write
PID.4.A4.1	Boolean, Byte, Word, Short, <b>Float</b>	Read/Write
PID.4.D.1	Boolean, Byte, <b>Word</b> , Short, Float	Read/Write
PID.4.DB.1	Boolean, Byte, Word, Short, <b>Float</b>	Read/Write
PID.4.Dc.1	Boolean, Byte, <b>Word</b> , Short, Float	Read/Write
PID.4.DR.1	<b>Boolean</b>	Read/Write
PID.4.H.1	Boolean, Byte, <b>Word</b> , Short, Float	Read/Write
PID.4.Hc.1	Boolean, Byte, <b>Word</b> , Short, Float	Read/Write
PID.4.I.1	Boolean, Byte, <b>Word</b> , Short, Float	Read/Write
PID.4.Ic.1	Boolean, Byte, <b>Word</b> , Short, Float	Read/Write
PID.4.MR.1	Boolean, Byte, Word, Short, <b>Float</b>	Read/Write
PID.4.Oc.1	Boolean, Byte, <b>Word</b> , Short, Float	Read/Write
PID.4.OH.1	Boolean, Byte, Word, Short, <b>Float</b>	Read/Write
PID.4.OL.1	Boolean, Byte, Word, Short, <b>Float</b>	Read/Write
PID.4.P.1	Boolean, Byte, Word, Short, <b>Float</b>	Read/Write
PID.4.Pc.1	Boolean, Byte, <b>Word</b> , Short, Float	Read/Write
PID.4.PO.1	Boolean, Byte, Word, Short, <b>Float</b>	Read/Write
PID.4.RP.1	Boolean, Byte, Word, Short, <b>Float</b>	Read/Write
PID.4.SP.1	Boolean, Byte, Word, Short, <b>Float</b>	Read/Write
PID.4.A1.2	Boolean, Byte, Word, Short, <b>Float</b>	Read/Write
PID.4.A2.2	Boolean, Byte, Word, Short, <b>Float</b>	Read/Write
PID.4.A3.2	Boolean, Byte, Word, Short, <b>Float</b>	Read/Write

PID.4.A4.2	Boolean, Byte, Word, Short, <b>Float</b>	Read/Write
PID.4.D.2	Boolean, Byte, <b>Word</b> , Short, Float	Read/Write
PID.4.DB.2	Boolean, Byte, <b>Word</b> , Short, Float	Read/Write
PID.4.Dc.2	Boolean, Byte, <b>Word</b> , Short, Float	Read/Write
PID.4.DR.2	<b>Boolean</b>	Read/Write
PID.4.H.2	Boolean, Byte, <b>Word</b> , Short, Float	Read/Write
PID.4.Hc.2	Boolean, Byte, <b>Word</b> , Short, Float	Read/Write
PID.4.I.2	Boolean, Byte, <b>Word</b> , Short, Float	Read/Write
PID.4.Ic.2	Boolean, Byte, <b>Word</b> , Short, Float	Read/Write
PID.4.MR.2	Boolean, Byte, Word, Short, <b>Float</b>	Read/Write
PID.4.Oc.2	Boolean, Byte, <b>Word</b> , Short, Float	Read/Write
PID.4.OH.2	Boolean, Byte, Word, Short, <b>Float</b>	Read/Write
PID.4.OL.2	Boolean, Byte, Word, Short, <b>Float</b>	Read/Write
PID.4.P.2	Boolean, Byte, Word, Short, <b>Float</b>	Read/Write
PID.4.Pc.2	Boolean, Byte, <b>Word</b> , Short, Float	Read/Write
PID.4.PO.2	Boolean, Byte, Word, Short, <b>Float</b>	Read/Write
PID.4.RP.2	Boolean, Byte, <b>Word</b> , Short, Float	Read/Write
PID.4.SP.2	Boolean, Byte, Word, Short, <b>Float</b>	Read/Write
PID.5.A1.1	Boolean, Byte, Word, Short, <b>Float</b>	Read/Write
PID.5.A2.1	Boolean, Byte, Word, Short, <b>Float</b>	Read/Write
PID.5.A3.1	Boolean, Byte, Word, Short, <b>Float</b>	Read/Write
PID.5.A4.1	Boolean, Byte, Word, Short, <b>Float</b>	Read/Write
PID.5.D.1	Boolean, Byte, <b>Word</b> , Short, Float	Read/Write
PID.5.DB.1	Boolean, Byte, <b>Word</b> , Short, Float	Read/Write
PID.5.Dc.1	Boolean, Byte, <b>Word</b> , Short, Float	Read/Write
PID.5.DR.1	<b>Boolean</b>	Read/Write
PID.5.H.1	Boolean, Byte, <b>Word</b> , Short, Float	Read/Write
PID.5.Hc.1	Boolean, Byte, <b>Word</b> , Short, Float	Read/Write
PID.5.I.1	Boolean, Byte, <b>Word</b> , Short, Float	Read/Write
PID.5.Ic.1	Boolean, Byte, <b>Word</b> , Short, Float	Read/Write
PID.5.MR.1	Boolean, Byte, Word, Short, <b>Float</b>	Read/Write
PID.5.Oc.1	Boolean, Byte, <b>Word</b> , Short, Float	Read/Write
PID.5.OH.1	Boolean, Byte, Word, Short, <b>Float</b>	Read/Write
PID.5.OL.1	Boolean, Byte, Word, Short, <b>Float</b>	Read/Write
PID.5.P.1	Boolean, Byte, Word, Short, <b>Float</b>	Read/Write
PID.5.Pc.1	Boolean, Byte, <b>Word</b> , Short, Float	Read/Write
PID.5.PO.1	Boolean, Byte, Word, Short, <b>Float</b>	Read/Write
PID.5.RP.1	Boolean, Byte, <b>Word</b> , Short, Float	Read/Write
PID.5.SP.1	Boolean, Byte, Word, Short, <b>Float</b>	Read/Write
PID.5.A1.2	Boolean, Byte, Word, Short, <b>Float</b>	Read/Write
PID.5.A2.2	Boolean, Byte, Word, Short, <b>Float</b>	Read/Write
PID.5.A3.2	Boolean, Byte, Word, Short, <b>Float</b>	Read/Write
PID.5.A4.2	Boolean, Byte, Word, Short, <b>Float</b>	Read/Write
PID.5.D.2	Boolean, Byte, <b>Word</b> , Short, Float	Read/Write
PID.5.DB.2	Boolean, Byte, <b>Word</b> , Short, Float	Read/Write
PID.5.Dc.2	Boolean, Byte, <b>Word</b> , Short, Float	Read/Write
PID.5.DR.2	<b>Boolean</b>	Read/Write
PID.5.H.2	Boolean, Byte, <b>Word</b> , Short, Float	Read/Write
PID.5.Hc.2	Boolean, Byte, <b>Word</b> , Short, Float	Read/Write
PID.5.I.2	Boolean, Byte, <b>Word</b> , Short, Float	Read/Write
PID.5.Ic.2	Boolean, Byte, <b>Word</b> , Short, Float	Read/Write
PID.5.MR.2	Boolean, Byte, Word, Short, <b>Float</b>	Read/Write
PID.5.Oc.2	Boolean, Byte, <b>Word</b> , Short, Float	Read/Write
PID.5.OH.2	Boolean, Byte, Word, Short, <b>Float</b>	Read/Write
PID.5.OL.2	Boolean, Byte, Word, Short, <b>Float</b>	Read/Write



PID.5.P.2	Boolean, Byte, Word, Short, <b>Float</b>	Read/Write
PID.5.Pc.2	Boolean, Byte, <b>Word</b> , Short, Float	Read/Write
PID.5.PO.2	Boolean, Byte, Word, Short, <b>Float</b>	Read/Write
PID.5.RP.2	Boolean, Byte, <b>Word</b> , Short, Float	Read/Write
PID.5.SP.2	Boolean, Byte, Word, Short, <b>Float</b>	Read/Write
PID.6.A1.1	Boolean, Byte, Word, Short, <b>Float</b>	Read/Write
PID.6.A2.1	Boolean, Byte, Word, Short, <b>Float</b>	Read/Write
PID.6.A3.1	Boolean, Byte, Word, Short, <b>Float</b>	Read/Write
PID.6.A4.1	Boolean, Byte, Word, Short, <b>Float</b>	Read/Write
PID.6.D.1	Boolean, Byte, <b>Word</b> , Short, Float	Read/Write
PID.6.DB.1	Boolean, Byte, <b>Word</b> , Short, Float	Read/Write
PID.6.Dc.1	Boolean, Byte, <b>Word</b> , Short, Float	Read/Write
PID.6.DR.1	<b>Boolean</b>	Read/Write
PID.6.H.1	Boolean, Byte, <b>Word</b> , Short, Float	Read/Write
PID.6.Hc.1	Boolean, Byte, <b>Word</b> , Short, Float	Read/Write
PID.6.I.1	Boolean, Byte, <b>Word</b> , Short, Float	Read/Write
PID.6.Ic.1	Boolean, Byte, <b>Word</b> , Short, Float	Read/Write
PID.6.MR.1	Boolean, Byte, Word, Short, <b>Float</b>	Read/Write
PID.6.Oc.1	Boolean, Byte, <b>Word</b> , Short, Float	Read/Write
PID.6.OH.1	Boolean, Byte, Word, Short, <b>Float</b>	Read/Write
PID.6.OL.1	Boolean, Byte, Word, Short, <b>Float</b>	Read/Write
PID.6.P.1	Boolean, Byte, Word, Short, <b>Float</b>	Read/Write
PID.6.Pc.1	Boolean, Byte, Word, Short, <b>Float</b>	Read/Write
PID.6.PO.1	Boolean, Byte, Word, Short, <b>Float</b>	Read/Write
PID.6.RP.1	Boolean, Byte, <b>Word</b> , Short, Float	Read/Write
PID.6.SP.1	Boolean, Byte, Word, Short, <b>Float</b>	Read/Write
PID.6.A1.2	Boolean, Byte, Word, Short, <b>Float</b>	Read/Write
PID.6.A2.2	Boolean, Byte, Word, Short, <b>Float</b>	Read/Write
PID.6.A3.2	Boolean, Byte, Word, Short, <b>Float</b>	Read/Write
PID.6.A4.2	Boolean, Byte, Word, Short, <b>Float</b>	Read/Write
PID.6.D.2	Boolean, Byte, <b>Word</b> , Short, Float	Read/Write
PID.6.DB.2	Boolean, Byte, <b>Word</b> , Short, Float	Read/Write
PID.6.Dc.2	Boolean, Byte, <b>Word</b> , Short, Float	Read/Write
PID.6.DR.2	<b>Boolean</b>	Read/Write
PID.6.H.2	Boolean, Byte, <b>Word</b> , Short, Float	Read/Write
PID.6.Hc.2	Boolean, Byte, <b>Word</b> , Short, Float	Read/Write
PID.6.I.2	Boolean, Byte, <b>Word</b> , Short, Float	Read/Write
PID.6.Ic.2	Boolean, Byte, <b>Word</b> , Short, Float	Read/Write
PID.6.MR.2	Boolean, Byte, Word, Short, <b>Float</b>	Read/Write
PID.6.Oc.2	Boolean, Byte, <b>Word</b> , Short, Float	Read/Write
PID.6.OH.2	Boolean, Byte, Word, Short, <b>Float</b>	Read/Write
PID.6.OL.2	Boolean, Byte, Word, Short, <b>Float</b>	Read/Write
PID.6.P.2	Boolean, Byte, Word, Short, <b>Float</b>	Read/Write
PID.6.Pc.2	Boolean, Byte, <b>Word</b> , Short, Float	Read/Write
PID.6.PO.2	Boolean, Byte, Word, Short, <b>Float</b>	Read/Write
PID.6.RP.2	Boolean, Byte, <b>Word</b> , Short, Float	Read/Write
PID.6.SP.2	Boolean, Byte, Word, Short, <b>Float</b>	Read/Write
PID.7.A1.1	Boolean, Byte, Word, Short, <b>Float</b>	Read/Write
PID.7.A2.1	Boolean, Byte, Word, Short, <b>Float</b>	Read/Write
PID.7.A3.1	Boolean, Byte, Word, Short, <b>Float</b>	Read/Write
PID.7.A4.1	Boolean, Byte, Word, Short, <b>Float</b>	Read/Write
PID.7.D.1	Boolean, Byte, <b>Word</b> , Short, Float	Read/Write
PID.7.DB.1	Boolean, Byte, <b>Word</b> , Short, Float	Read/Write
PID.7.Dc.1	Boolean, Byte, <b>Word</b> , Short, Float	Read/Write
PID.7.DR.1	<b>Boolean</b>	Read/Write

PID.7.H.1	Boolean, Byte, <b>Word</b> , Short, Float	Read/Write
PID.7.Hc.1	Boolean, Byte, <b>Word</b> , Short, Float	Read/Write
PID.7.I.1	Boolean, Byte, <b>Word</b> , Short, Float	Read/Write
PID.7.Ic.1	Boolean, Byte, <b>Word</b> , Short, Float	Read/Write
PID.7.MR.1	Boolean, Byte, Word, Short, <b>Float</b>	Read/Write
PID.7.Oc.1	Boolean, Byte, <b>Word</b> , Short, Float	Read/Write
PID.7.OH.1	Boolean, Byte, Word, Short, <b>Float</b>	Read/Write
PID.7.OL.1	Boolean, Byte, Word, Short, <b>Float</b>	Read/Write
PID.7.P.1	Boolean, Byte, Word, Short, <b>Float</b>	Read/Write
PID.7.Pc.1	Boolean, Byte, <b>Word</b> , Short, Float	Read/Write
PID.7.PO.1	Boolean, Byte, Word, Short, <b>Float</b>	Read/Write
PID.7.SP.1	Boolean, Byte, Word, Short, <b>Float</b>	Read/Write
PID.RHY.1	Boolean, Byte, Word, Short, <b>Float</b>	Read/Write
PID.7.A1.2	Boolean, Byte, Word, Short, <b>Float</b>	Read/Write
PID.7.A2.2	Boolean, Byte, Word, Short, <b>Float</b>	Read/Write
PID.7.A3.2	Boolean, Byte, Word, Short, <b>Float</b>	Read/Write
PID.7.A4.2	Boolean, Byte, Word, Short, <b>Float</b>	Read/Write
PID.7.D.2	Boolean, Byte, <b>Word</b> , Short, Float	Read/Write
PID.7.DB.2	Boolean, Byte, <b>Word</b> , Short, Float	Read/Write
PID.7.Dc.2	Boolean, Byte, <b>Word</b> , Short, Float	Read/Write
PID.7.DR.2	Boolean, Byte, Word, Short, <b>Float</b>	Read/Write
PID.7.H.2	Boolean, Byte, <b>Word</b> , Short, Float	Read/Write
PID.7.Hc.2	Boolean, Byte, <b>Word</b> , Short, Float	Read/Write
PID.7.I.2	Boolean, Byte, <b>Word</b> , Short, Float	Read/Write
PID.7.Ic.2	Boolean, Byte, <b>Word</b> , Short, Float	Read/Write
PID.7.MR.2	Boolean, Byte, Word, Short, <b>Float</b>	Read/Write
PID.7.Oc.2	Boolean, Byte, <b>Word</b> , Short, Float	Read/Write
PID.7.OH.2	Boolean, Byte, Word, Short, <b>Float</b>	Read/Write
PID.7.OL.2	Boolean, Byte, Word, Short, <b>Float</b>	Read/Write
PID.7.P.2	Boolean, Byte, Word, Short, <b>Float</b>	Read/Write
PID.7.Pc.2	Boolean, Byte, <b>Word</b> , Short, Float	Read/Write
PID.7.PO.2	Boolean, Byte, Word, Short, <b>Float</b>	Read/Write
PID.7.SP.2	Boolean, Byte, Word, Short, <b>Float</b>	Read/Write
PID.8.A1.1	Boolean, Byte, Word, Short, <b>Float</b>	Read/Write
PID.8.A2.1	Boolean, Byte, Word, Short, <b>Float</b>	Read/Write
PID.8.A3.1	Boolean, Byte, Word, Short, <b>Float</b>	Read/Write
PID.8.A4.1	Boolean, Byte, Word, Short, <b>Float</b>	Read/Write
PID.8.D.1	Boolean, Byte, <b>Word</b> , Short, Float	Read/Write
PID.8.DB.1	Boolean, Byte, <b>Word</b> , Short, Float	Read/Write
PID.8.Dc.1	Boolean, Byte, <b>Word</b> , Short, Float	Read/Write
PID.8.DR.1	<b>Boolean</b>	Read/Write
PID.8.H.1	Boolean, Byte, <b>Word</b> , Short, Float	Read/Write
PID.8.Hc.1	Boolean, Byte, <b>Word</b> , Short, Float	Read/Write
PID.8.I.1	Boolean, Byte, <b>Word</b> , Short, Float	Read/Write
PID.8.Ic.1	Boolean, Byte, <b>Word</b> , Short, Float	Read/Write
PID.8.MR.1	Boolean, Byte, Word, Short, <b>Float</b>	Read/Write
PID.8.Oc.1	Boolean, Byte, <b>Word</b> , Short, Float	Read/Write
PID.8.OH.1	Boolean, Byte, Word, Short, <b>Float</b>	Read/Write
PID.8.OL.1	Boolean, Byte, Word, Short, <b>Float</b>	Read/Write
PID.8.P.1	Boolean, Byte, Word, Short, <b>Float</b>	Read/Write
PID.8.Pc.1	Boolean, Byte, <b>Word</b> , Short, Float	Read/Write
PID.8.PO.1	Boolean, Byte, Word, Short, <b>Float</b>	Read/Write
PID.8.SP.1	Boolean, Byte, Word, Short, <b>Float</b>	Read/Write
PID.8.A1.2	Boolean, Byte, Word, Short, <b>Float</b>	Read/Write
PID.8.A2.2	Boolean, Byte, Word, Short, <b>Float</b>	Read/Write

PID.8.A3.2	Boolean, Byte, Word, Short, <b>Float</b>	Read/Write
PID.8.A4.2	Boolean, Byte, Word, Short, <b>Float</b>	Read/Write
PID.8.D.2	Boolean, Byte, <b>Word</b> , Short, Float	Read/Write
PID.8.DB.2	Boolean, Byte, <b>Word</b> , Short, Float	Read/Write
PID.8.Dc.2	Boolean, Byte, <b>Word</b> , Short, Float	Read/Write
PID.8.DR.2	<b>Boolean</b>	Read/Write
PID.8.H.2	Boolean, Byte, <b>Word</b> , Short, Float	Read/Write
PID.8.Hc.2	Boolean, Byte, <b>Word</b> , Short, Float	Read/Write
PID.8.I.2	Boolean, Byte, <b>Word</b> , Short, Float	Read/Write
PID.8.Ic.2	Boolean, Byte, <b>Word</b> , Short, Float	Read/Write
PID.8.MR.2	Boolean, Byte, Word, Short, <b>Float</b>	Read/Write
PID.8.Oc.2	Boolean, Byte, <b>Word</b> , Short, Float	Read/Write
PID.8.OH.2	Boolean, Byte, Word, Short, <b>Float</b>	Read/Write
PID.8.OL.2	Boolean, Byte, Word, Short, <b>Float</b>	Read/Write
PID.8.P.2	Boolean, Byte, Word, Short, <b>Float</b>	Read/Write
PID.8.Pc.2	Boolean, Byte, <b>Word</b> , Short, Float	Read/Write
PID.8.PO.2	Boolean, Byte, Word, Short, <b>Float</b>	Read/Write
PID.8.SP.2	Boolean, Byte, Word, Short, <b>Float</b>	Read/Write
PID.RDV.2	Boolean, Byte, Word, Short, <b>Float</b>	Read/Write
PID.RDV.1	Boolean, Byte, <b>Word</b> , Short, Float	Read/Write
PID.RHY.2	Boolean, Byte, <b>Word</b> , Short, Float	Read/Write

### Process Parameters Addressing for UT750

The driver supports the following Process parameter addresses for UT750. The default data type for each address type is shown in **bold**.

Address Format	Data Types	Access
PROCESS.ADERROR	Boolean, Byte, <b>Word</b> , Short, Float	Read Only
PROCESS.ALM	Boolean, Byte, <b>Word</b> , Short, Float	Read Only
PROCESS.ALOSTS	Boolean, Byte, <b>Word</b> , Short, Float	Read Only
PROCESS.CSPNO	Boolean, Byte, <b>Word</b> , Short, Float	Read Only
PROCESS.DIS1	Boolean, Byte, <b>Word</b> , Short, Float	Read Only
PROCESS.DIS2	Boolean, Byte, <b>Word</b> , Short, Float	Read Only
PROCESS.DISTS	Boolean, Byte, <b>Word</b> , Short, Float	Read Only
PROCESS.ERROR.1	Boolean, Byte, <b>Word</b> , Short, Float	Read Only
PROCESS.PARAERR	Boolean, Byte, <b>Word</b> , Short, Float	Read Only
PROCESS.RDISTS	Boolean, Byte, <b>Word</b> , Short, Float	Read Only
PROCESS.SMEC	Boolean, Byte, <b>Word</b> , Short, Float	Read Only
PROCESS.TIM1	Boolean, Byte, <b>Word</b> , Short, Float	Read Only
PROCESS.TIM2	Boolean, Byte, <b>Word</b> , Short, Float	Read Only
PROCESS.COUT.1	Boolean, Byte, <b>Word</b> , Short, Float	Read Only
PROCESS.CSP.1	Boolean, Byte, Word, Short, <b>Float</b>	Read Only
PROCESS.DEV.1	Boolean, Byte, <b>Word</b> , Short, Float	Read Only
PROCESS.HOUT.1	Boolean, Byte, <b>Word</b> , Short, Float	Read Only
PROCESS.MOD.1	Boolean, Byte, <b>Word</b> , Short, Float	Read Only
PROCESS.OR.1	Boolean, Byte, <b>Word</b> , Short, Float	Read Only
PROCESS.OUT.1	Boolean, Byte, Word, Short, <b>Float</b>	Read Only
PROCESS.PIDNO.1	Boolean, Byte, <b>Word</b> , Short, Float	Read Only
PROCESS.PV.1	Boolean, Byte, Word, Short, <b>Float</b>	Read Only
PROCESS.COUT.2	Boolean, Byte, <b>Word</b> , Short, Float	Read Only
PROCESS.CSP.2	Boolean, Byte, <b>Word</b> , Short, Float	Read Only
PROCESS.DEV.2	Boolean, Byte, <b>Word</b> , Short, Float	Read Only
PROCESS.ERROR.2	Boolean, Byte, <b>Word</b> , Short, Float	Read Only
PROCESS.HOUT.2	Boolean, Byte, <b>Word</b> , Short, Float	Read Only
PROCESS.MOD.2	Boolean, Byte, <b>Word</b> , Short, Float	Read Only

PROCESS.OR.2	Boolean, Byte, <b>Word</b> , Short, Float	Read Only
PROCESS.OUT.2	Boolean, Byte, Word, Short, <b>Float</b>	Read Only
PROCESS.PIDNO.2	Boolean, Byte, <b>Word</b> , Short, Float	Read Only
PROCESS.PV.2	Boolean, Byte, Word, Short, <b>Float</b>	Read Only

### Status Addressing for UT750

The driver supports Boolean status addresses for UT750.

Address Format	Data Types	Access
STATUS.ALO11.st	Boolean	Read Only
STATUS.ALO12.st	Boolean	Read Only
STATUS.ALO13.st	Boolean	Read Only
STATUS.ALO14.st	Boolean	Read Only
STATUS.ALO21.st	Boolean	Read Only
STATUS.ALO22.st	Boolean	Read Only
STATUS.ALO23.st	Boolean	Read Only
STATUS.ALO24.st	Boolean	Read Only
STATUS.AT1.st	Boolean	Read Only
STATUS.AT2.st	Boolean	Read Only
STATUS.AUT.st	Boolean	Read Only
STATUS.AUTMAN.st	Boolean	Read Only
STATUS.AUTMAN2.st	Boolean	Read Only
STATUS.CAS.st	Boolean	Read Only
STATUS.CSPNO.0.st	Boolean	Read Only
STATUS.DEV1-.st	Boolean	Read Only
STATUS.DEV1+.st	Boolean	Read Only
STATUS.DEV1Z.st	Boolean	Read Only
STATUS.DEV2-.st	Boolean	Read Only
STATUS.DEV2+.st	Boolean	Read Only
STATUS.DEV2Z.st	Boolean	Read Only
STATUS.DI1.st	Boolean	Read Only
STATUS.DI2.st	Boolean	Read Only
STATUS.DI3.st	Boolean	Read Only
STATUS.DI4.st	Boolean	Read Only
STATUS.DI5.st	Boolean	Read Only
STATUS.DI6.st	Boolean	Read Only
STATUS.DI7.st	Boolean	Read Only
STATUS.DP1.st	Boolean	Read Only
STATUS.DP2.st	Boolean	Read Only
STATUS.MAN.st	Boolean	Read Only
STATUS.MG1.st	Boolean	Read Only
STATUS.MG2.st	Boolean	Read Only
STATUS.MG3.st	Boolean	Read Only
STATUS.MG4.st	Boolean	Read Only
STATUS.PIDNO1.0.st	Boolean	Read Only
STATUS.PIDNO1.1.st	Boolean	Read Only
STATUS.PIDNO1.2.st	Boolean	Read Only
STATUS.PIDNO2.0.st	Boolean	Read Only
STATUS.PON.st	Boolean	Read Only
STATUS.PV2.st	Boolean	Read Only
STATUS.RDI101.st	Boolean	Read Only
STATUS.RDI102.st	Boolean	Read Only
STATUS.RDI103.st	Boolean	Read Only
STATUS.RDI104.st	Boolean	Read Only
STATUS.RDI105.st	Boolean	Read Only

STATUS.RDI106.st	Boolean	Read Only
STATUS.RDI107.st	Boolean	Read Only
STATUS.RDI108.st	Boolean	Read Only
STATUS.RDI201.st	Boolean	Read Only
STATUS.RDI202.st	Boolean	Read Only
STATUS.RDI203.st	Boolean	Read Only
STATUS.RDI204.st	Boolean	Read Only
STATUS.RDI205.st	Boolean	Read Only
STATUS.RDI206.st	Boolean	Read Only
STATUS.RDI207.st	Boolean	Read Only
STATUS.RDI208.st	Boolean	Read Only
STATUS.REMLCL1.st	Boolean	Read Only
STATUS.REMLCL2.st	Boolean	Read Only
STATUS.RUNSTOP.st	Boolean	Read Only
STATUS.TIM.10S.st	Boolean	Read Only
STATUS.TIM.1M.st	Boolean	Read Only
STATUS.TIM.1S.st	Boolean	Read Only
STATUS.TIM.5S.st	Boolean	Read Only
STATUS.V.GUE.st	Boolean	Read Only
ALRMST.ALM11.st	Boolean	Read Only
ALRMST.ALM12.st	Boolean	Read Only
ALRMST.ALM13.st	Boolean	Read Only
ALRMST.ALM14.st	Boolean	Read Only
ALRMST.ALM21.st	Boolean	Read Only
ALRMST.ALM22.st	Boolean	Read Only
ALRMST.ALM23.st	Boolean	Read Only
ALRMST.ALM24.st	Boolean	Read Only
ALRMST.OR1.st	Boolean	Read Only
ALRMST.OR2.st	Boolean	Read Only
OFFSTATUS.A/M1.off	Boolean	Read Only
OFFSTATUS.A/M2.off	Boolean	Read Only
OFFSTATUS.AD1BO.off	Boolean	Read Only
OFFSTATUS.AD1ERR.off	Boolean	Read Only
OFFSTATUS.AD2BO.off	Boolean	Read Only
OFFSTATUS.AD2ERR.off	Boolean	Read Only
OFFSTATUS.AD3BO.off	Boolean	Read Only
OFFSTATUS.AD3ERR.off	Boolean	Read Only
OFFSTATUS.ALM11.off	Boolean	Read Only
OFFSTATUS.ALM12.off	Boolean	Read Only
OFFSTATUS.ALM13.off	Boolean	Read Only
OFFSTATUS.ALM14.off	Boolean	Read Only
OFFSTATUS.ALM21.off	Boolean	Read Only
OFFSTATUS.ALM22.off	Boolean	Read Only
OFFSTATUS.ALM23.off	Boolean	Read Only
OFFSTATUS.ALM24.off	Boolean	Read Only
OFFSTATUS.AT1.off	Boolean	Read Only
OFFSTATUS.AT1ERR.off	Boolean	Read Only
OFFSTATUS.AT2.off	Boolean	Read Only
OFFSTATUS.AT2ERR.off	Boolean	Read Only
OFFSTATUS.AUT.off	Boolean	Read Only
OFFSTATUS.C.RSP1ADC.off	Boolean	Read Only
OFFSTATUS.C.RSP1BO.off	Boolean	Read Only
OFFSTATUS.C.RSP2ADC.off	Boolean	Read Only
OFFSTATUS.C.RSP2BO.off	Boolean	Read Only
OFFSTATUS.CALB.E.off	Boolean	Read Only

OFFSTATUS.CAS.off	Boolean	Read Only
OFFSTATUS.DI1.off	Boolean	Read Only
OFFSTATUS.DI2.off	Boolean	Read Only
OFFSTATUS.DI3.off	Boolean	Read Only
OFFSTATUS.DI4.off	Boolean	Read Only
OFFSTATUS.DI5.off	Boolean	Read Only
OFFSTATUS.DI6.off	Boolean	Read Only
OFFSTATUS.DI7.off	Boolean	Read Only
OFFSTATUS.DP1.off	Boolean	Read Only
OFFSTATUS.DP2.off	Boolean	Read Only
OFFSTATUS.MAN.off	Boolean	Read Only
OFFSTATUS.MG1.off	Boolean	Read Only
OFFSTATUS.MG2.off	Boolean	Read Only
OFFSTATUS.MG3.off	Boolean	Read Only
OFFSTATUS.MG4.off	Boolean	Read Only
OFFSTATUS.MODE.E.off	Boolean	Read Only
OFFSTATUS.OR1.off	Boolean	Read Only
OFFSTATUS.OR2.off	Boolean	Read Only
OFFSTATUS.PARA.E.off	Boolean	Read Only
OFFSTATUS.PV1+over.off	Boolean	Read Only
OFFSTATUS.PV1ADC.off	Boolean	Read Only
OFFSTATUS.PV1BO.off	Boolean	Read Only
OFFSTATUS.PV1-over.off	Boolean	Read Only
OFFSTATUS.PV2+over.off	Boolean	Read Only
OFFSTATUS.PV2ADC.off	Boolean	Read Only
OFFSTATUS.PV2BO.off	Boolean	Read Only
OFFSTATUS.PV2-over.off	Boolean	Read Only
OFFSTATUS.R/L.off	Boolean	Read Only
OFFSTATUS.R/L2.off	Boolean	Read Only
OFFSTATUS.R/S.off	Boolean	Read Only
OFFSTATUS.RANGE.off	Boolean	Read Only
OFFSTATUS.RDI101.off	Boolean	Read Only
OFFSTATUS.RDI102.off	Boolean	Read Only
OFFSTATUS.RDI103.off	Boolean	Read Only
OFFSTATUS.RDI104.off	Boolean	Read Only
OFFSTATUS.RDI105.off	Boolean	Read Only
OFFSTATUS.RDI106.off	Boolean	Read Only
OFFSTATUS.RDI107.off	Boolean	Read Only
OFFSTATUS.RDI108.off	Boolean	Read Only
OFFSTATUS.RDI201.off	Boolean	Read Only
OFFSTATUS.RDI202.off	Boolean	Read Only
OFFSTATUS.RDI203.off	Boolean	Read Only
OFFSTATUS.RDI204.off	Boolean	Read Only
OFFSTATUS.RDI205.off	Boolean	Read Only
OFFSTATUS.RDI206.off	Boolean	Read Only
OFFSTATUS.RDI207.off	Boolean	Read Only
OFFSTATUS.RDI208.off	Boolean	Read Only
OFFSTATUS.RJC1ERR.off	Boolean	Read Only
OFFSTATUS.RJC2ERR.off	Boolean	Read Only
OFFSTATUS.RSP1ADC.off	Boolean	Read Only
OFFSTATUS.RSP1BO.off	Boolean	Read Only
OFFSTATUS.RSP2ADC.off	Boolean	Read Only
OFFSTATUS.RSP2BO.off	Boolean	Read Only
OFFSTATUS.SETUP.off	Boolean	Read Only
OFFSTATUS.SYSTEM.E.off	Boolean	Read Only

OFFSTATUS.USER.E.off	Boolean	Read Only
OFFSTATUS.UTMD.off	Boolean	Read Only
OFFSTATUS.VLV.ATERR.off	Boolean	Read Only
OFFSTATUS.VLV.BOUT.off	Boolean	Read Only
ONSTATUS.A/M1.on	Boolean	Read Only
ONSTATUS.A/M2.on	Boolean	Read Only
ONSTATUS.AD1BO.on	Boolean	Read Only
ONSTATUS.AD1ERR.on	Boolean	Read Only
ONSTATUS.AD2BO.on	Boolean	Read Only
ONSTATUS.AD2ERR.on	Boolean	Read Only
ONSTATUS.AD3BO.on	Boolean	Read Only
ONSTATUS.AD3ERR.on	Boolean	Read Only
ONSTATUS.ALM11.on	Boolean	Read Only
ONSTATUS.ALM12.on	Boolean	Read Only
ONSTATUS.ALM13.on	Boolean	Read Only
ONSTATUS.ALM14.on	Boolean	Read Only
ONSTATUS.ALM21.on	Boolean	Read Only
ONSTATUS.ALM22.on	Boolean	Read Only
ONSTATUS.ALM23.on	Boolean	Read Only
ONSTATUS.ALM24.on	Boolean	Read Only
ONSTATUS.AT1.on	Boolean	Read Only
ONSTATUS.AT1ERR.on	Boolean	Read Only
ONSTATUS.AT2.on	Boolean	Read Only
ONSTATUS.AT2ERR.on	Boolean	Read Only
ONSTATUS.AUT.on	Boolean	Read Only
ONSTATUS.C.RSP1ADC.on	Boolean	Read Only
ONSTATUS.C.RSP1BO.on	Boolean	Read Only
ONSTATUS.C.RSP2ADC.on	Boolean	Read Only
ONSTATUS.C.RSP2BO.on	Boolean	Read Only
ONSTATUS.CALB.E.on	Boolean	Read Only
ONSTATUS.CAS.on	Boolean	Read Only
ONSTATUS.DI1.on	Boolean	Read Only
ONSTATUS.DI2.on	Boolean	Read Only
ONSTATUS.DI3.on	Boolean	Read Only
ONSTATUS.DI4.on	Boolean	Read Only
ONSTATUS.DI5.on	Boolean	Read Only
ONSTATUS.DI6.on	Boolean	Read Only
ONSTATUS.DI7.on	Boolean	Read Only
ONSTATUS.DP1.on	Boolean	Read Only
ONSTATUS.DP2.on	Boolean	Read Only
ONSTATUS.MAN.on	Boolean	Read Only
ONSTATUS.MG1.on	Boolean	Read Only
ONSTATUS.MG2.on	Boolean	Read Only
ONSTATUS.MG3.on	Boolean	Read Only
ONSTATUS.MG4.on	Boolean	Read Only
ONSTATUS.MODE.E.on	Boolean	Read Only
ONSTATUS.OR1.on	Boolean	Read Only
ONSTATUS.OR2.on	Boolean	Read Only
ONSTATUS.PARA.E.on	Boolean	Read Only
ONSTATUS.PV1+over.on	Boolean	Read Only
ONSTATUS.PV1ADC.on	Boolean	Read Only
ONSTATUS.PV1BO.on	Boolean	Read Only
ONSTATUS.PV1-over.on	Boolean	Read Only
ONSTATUS.PV2+over.on	Boolean	Read Only
ONSTATUS.PV2ADC.on	Boolean	Read Only

ONSTATUS.PV2BO.on	Boolean	Read Only
ONSTATUS.PV2-over.on	Boolean	Read Only
ONSTATUS.R/L.on	Boolean	Read Only
ONSTATUS.R/L2.on	Boolean	Read Only
ONSTATUS.RANGE.on	Boolean	Read Only
ONSTATUS.RDI101.on	Boolean	Read Only
ONSTATUS.RDI102.on	Boolean	Read Only
ONSTATUS.RDI103.on	Boolean	Read Only
ONSTATUS.RDI104.on	Boolean	Read Only
ONSTATUS.RDI105.on	Boolean	Read Only
ONSTATUS.RDI106.on	Boolean	Read Only
ONSTATUS.RDI107.on	Boolean	Read Only
ONSTATUS.RDI108.on	Boolean	Read Only
ONSTATUS.RDI201.on	Boolean	Read Only
ONSTATUS.RDI202.on	Boolean	Read Only
ONSTATUS.RDI203.on	Boolean	Read Only
ONSTATUS.RDI204.on	Boolean	Read Only
ONSTATUS.RDI205.on	Boolean	Read Only
ONSTATUS.RDI206.on	Boolean	Read Only
ONSTATUS.RDI207.on	Boolean	Read Only
ONSTATUS.RDI208.on	Boolean	Read Only
ONSTATUS.RJC1ERR.on	Boolean	Read Only
ONSTATUS.RJC2ERR.on	Boolean	Read Only
ONSTATUS.RS.on	Boolean	Read Only
ONSTATUS.RSP1ADC.on	Boolean	Read Only
ONSTATUS.RSP1BO.on	Boolean	Read Only
ONSTATUS.RSP2ADC.on	Boolean	Read Only
ONSTATUS.RSP2BO.on	Boolean	Read Only
ONSTATUS.SETUP.on	Boolean	Read Only
ONSTATUS.SYSTEM.E.on	Boolean	Read Only
ONSTATUS.USER.E.on	Boolean	Read Only
ONSTATUS.UTMD.on	Boolean	Read Only
ONSTATUS.VLV.ATERR.on	Boolean	Read Only
ONSTATUS.VLV.BOUT.on	Boolean	Read Only
STATUS.CSPNO.1.st	Boolean	Read Only
STATUS.PIDNO2.1.st	Boolean	Read Only
STATUS.CSPNO.2.st	Boolean	Read Only
STATUS.PIDNO2.2.st	Boolean	Read Only
STATUS.CSPNO.3.st	Boolean	Read Only
STATUS.PIDNO1.3.st	Boolean	Read Only
STATUS.PIDNO2.3.st	Boolean	Read Only

### Absolute Address Mapping (D0000-D0300) for UT750

Register to Tag Address Mapping for registers D0000-D0300 are shown below.

**Note:** Registers missing in the given range are either not applicable for this device model or are not supported.

Register Address	Tag Address
D0001	PROCESS.ADERROR
D0002	PROCESS.ERROR.1
D0003	PROCESS.PV.1
D0004	PROCESS.CSP.1
D0005	PROCESS.OUT.1
D0006	PROCESS.HOUT.1
D0007	PROCESS.COUT.1



D0008	PROCESS.MOD.1
D0009	PROCESS.PIDNO.1
D0010	PROCESS.CSPNO
D0011	PROCESS.ALM
D0018	PROCESS.ERROR.2
D0019	PROCESS.PV.2
D0020	PROCESS.CSP.2
D0021	PROCESS.OUT.2
D0022	PROCESS.HOUT.2
D0023	PROCESS.COUT.2
D0024	PROCESS.MOD.2
D0025	PROCESS.PIDNO.2
D0026	PROCESS.DEV.1
D0027	PROCESS.OR.1
D0030	PROCESS.DEV.2
D0031	PROCESS.OR.2
D0032	PROCESS.SMEC
D0033	PROCESS.DISTS
D0034	PROCESS.RDISTS
D0035	PROCESS.PARAERR
D0036	PROCESS.ALOSTS
D0037	PROCESS.TIM1
D0038	PROCESS.TIM2
D0039	PROCESS.DISP1
D0040	PROCESS.DISP2
D0201	OPMODE.A/M1
D0202	OPMODE.A/M2
D0203	OPMODE.R/L1
D0204	OPMODE.R/L2
D0205	OPMODE.OP_S/R
D0206	OPMODE.C.A.M
D0207	OPMODE.SPN
D0215	OPMODE.C.RSP.1
D0216	OPMODE.C.RSP.2
D0217	OPMODE.MOUT.1
D0218	OPMODE.MOUTc.1
D0219	OPMODE.MOUT.2
D0220	OPMODE.MOUTc.2
D0241	OPREL.AT.1
D0242	OPREL.SC.1
D0243	OPREL.BS.1
D0244	OPREL.FL.1
D0245	OPREL.UPR.1
D0246	OPREL.DNR.1
D0247	OPREL.RT.1
D0248	OPREL.RBS.1
D0249	OPREL.RFL.1
D0250	OPREL.ORB.1
D0251	OPREL.ORH.1
D0252	OPREL.ORL.1
D0271	OPREL.AT.2
D0272	OPREL.SC.2
D0273	OPREL.BS.2
D0274	OPREL.FL.2
D0275	OPREL.UPR.2

D0276	OPREL.DNR.2
D0277	OPREL.RT.2
D0278	OPREL.RBS.2
D0279	OPREL.RFL.2
D0280	OPREL.ORB.2
D0281	OPREL.ORH.2
D0282	OPREL.ORL.2

### Absolute Address Mapping (D0301-D0700) for UT750

Register to Tag Address Mapping for registers D0300-D0700 are shown below.

**Note:** Registers missing in the given range are either not applicable for this device model or are not supported.

Register Address	Tag Address
D0301	PID.1.SP.1
D0302	PID.1.A1.1
D0303	PID.1.A2.1
D0304	PID.1.A3.1
D0305	PID.1.A4.1
D0306	PID.1.P.1
D0307	PID.1.I.1
D0308	PID.1.D.1
D0309	PID.1.OH.1
D0310	PID.1.OL.1
D0311	PID.1.MR.1
D0312	PID.1.H.1
D0313	PID.1.DR.1
D0314	PID.1.Pc.1
D0315	PID.1.Ic.1
D0316	PID.1.Dc.1
D0317	PID.1.Hc.1
D0318	PID.1.DB.1
D0319	PID.1.RP.1
D0320	PID.1.PO.1
D0321	PID.1.Oc.1
D0326	PID.2.SP.1
D0327	PID.2.A1.1
D0328	PID.2.A2.1
D0329	PID.2.A3.1
D0330	PID.2.A4.1
D0331	PID.2.P.1
D0332	PID.2.I.1
D0333	PID.2.D.1
D0334	PID.2.OH.1
D0335	PID.2.OL.1
D0336	PID.2.MR.1
D0337	PID.2.H.1
D0338	PID.2.DR.1
D0339	PID.2.Pc.1
D0340	PID.2.Ic.1
D0341	PID.2.Dc.1
D0342	PID.2.Hc.1
D0343	PID.2.DB.1
D0344	PID.2.RP.1
D0345	PID.2.PO.1

D0346	PID.2.Oc.1
D0351	PID.3.SP.1
D0352	PID.3.A1.1
D0353	PID.3.A2.1
D0354	PID.3.A3.1
D0355	PID.3.A4.1
D0356	PID.3.P.1
D0357	PID.3.I.1
D0358	PID.3.D.1
D0359	PID.3.OH.1
D0360	PID.3.OL.1
D0361	PID.3.MR.1
D0362	PID.3.H.1
D0363	PID.3.DR.1
D0364	PID.3.Pc.1
D0365	PID.3.Ic.1
D0366	PID.3.Dc.1
D0367	PID.3.Hc.1
D0368	PID.3.DB.1
D0369	PID.3.RP.1
D0370	PID.3.PO.1
D0371	PID.3.Oc.1
D0376	PID.4.SP.1
D0377	PID.4.A1.1
D0378	PID.4.A2.1
D0379	PID.4.A3.1
D0380	PID.4.A4.1
D0381	PID.4.P.1
D0382	PID.4.I.1
D0383	PID.4.D.1
D0384	PID.4.OH.1
D0385	PID.4.OL.1
D0386	PID.4.MR.1
D0387	PID.4.H.1
D0388	PID.4.DR.1
D0389	PID.4.Pc.1
D0390	PID.4.Ic.1
D0391	PID.4.Dc.1
D0392	PID.4.Hc.1
D0393	PID.4.DB.1
D0394	PID.4.RP.1
D0395	PID.4.PO.1
D0396	PID.4.Oc.1
D0401	PID.5.SP.1
D0402	PID.5.A1.1
D0403	PID.5.A2.1
D0404	PID.5.A3.1
D0405	PID.5.A4.1
D0406	PID.5.P.1
D0407	PID.5.I.1
D0408	PID.5.D.1
D0409	PID.5.OH.1
D0410	PID.5.OL.1
D0411	PID.5.MR.1
D0412	PID.5.H.1

D0413	PID.5.DR.1
D0414	PID.5.Pc.1
D0415	PID.5.Ic.1
D0416	PID.5.Dc.1
D0417	PID.5.Hc.1
D0418	PID.5.DB.1
D0419	PID.5.RP.1
D0420	PID.5.PO.1
D0421	PID.5.Oc.1
D0426	PID.6.SP.1
D0427	PID.6.A1.1
D0428	PID.6.A2.1
D0429	PID.6.A3.1
D0430	PID.6.A4.1
D0431	PID.6.P.1
D0432	PID.6.I.1
D0433	PID.6.D.1
D0434	PID.6.OH.1
D0435	PID.6.OL.1
D0436	PID.6.MR.1
D0437	PID.6.H.1
D0438	PID.6.DR.1
D0439	PID.6.Pc.1
D0440	PID.6.Ic.1
D0441	PID.6.Dc.1
D0442	PID.6.Hc.1
D0443	PID.6.DB.1
D0444	PID.6.RP.1
D0445	PID.6.PO.1
D0446	PID.6.Oc.1
D0451	PID.7.SP.1
D0452	PID.7.A1.1
D0453	PID.7.A2.1
D0454	PID.7.A3.1
D0455	PID.7.A4.1
D0456	PID.7.P.1
D0457	PID.7.I.1
D0458	PID.7.D.1
D0459	PID.7.OH.1
D0460	PID.7.OL.1
D0461	PID.7.MR.1
D0462	PID.7.H.1
D0463	PID.7.DR.1
D0464	PID.7.Pc.1
D0465	PID.7.Ic.1
D0466	PID.7.Dc.1
D0467	PID.7.Hc.1
D0468	PID.7.DB.1
D0469	PID.RHY.1
D0470	PID.7.PO.1
D0471	PID.7.Oc.1
D0476	PID.8.SP.1
D0477	PID.8.A1.1
D0478	PID.8.A2.1
D0479	PID.8.A3.1

D0480	PID.8.A4.1
D0481	PID.8.P.1
D0482	PID.8.I.1
D0483	PID.8.D.1
D0484	PID.8.OH.1
D0485	PID.8.OL.1
D0486	PID.8.MR.1
D0487	PID.8.H.1
D0488	PID.8.DR.1
D0489	PID.8.Pc.1
D0490	PID.8.Ic.1
D0491	PID.8.Dc.1
D0492	PID.8.Hc.1
D0493	PID.8.DB.1
D0494	PID.RDV.1
D0495	PID.8.PO.1
D0496	PID.8.Oc.1
D0501	PID.1.SP.2
D0502	PID.1.A1.2
D0503	PID.1.A2.2
D0504	PID.1.A3.2
D0505	PID.1.A4.2
D0506	PID.1.P.2
D0507	PID.1.I.2
D0508	PID.1.D.2
D0509	PID.1.OH.2
D0510	PID.1.OL.2
D0511	PID.1.MR.2
D0512	PID.1.H.2
D0513	PID.1.DR.2
D0514	PID.1.Pc.2
D0515	PID.1.Ic.2
D0516	PID.1.Dc.2
D0517	PID.1.Hc.2
D0518	PID.1.DB.2
D0519	PID.1.RP.2
D0520	PID.1.PO.2
D0521	PID.1.Oc.2
D0526	PID.2.SP.2
D0527	PID.2.A1.2
D0528	PID.2.A2.2
D0529	PID.2.A3.2
D0530	PID.2.A4.2
D0531	PID.2.P.2
D0532	PID.2.I.2
D0533	PID.2.D.2
D0534	PID.2.OH.2
D0535	PID.2.OL.2
D0536	PID.2.MR.2
D0537	PID.2.H.2
D0538	PID.2.DR.2
D0539	PID.2.Pc.2
D0540	PID.2.Ic.2
D0541	PID.2.Dc.2
D0542	PID.2.Hc.2

D0543	PID.2.DB.2
D0544	PID.2.RP.2
D0545	PID.2.PO.2
D0546	PID.2.Oc.2
D0551	PID.3.SP.2
D0552	PID.3.A1.2
D0553	PID.3.A2.2
D0554	PID.3.A3.2
D0555	PID.3.A4.2
D0556	PID.3.P.2
D0557	PID.3.I.2
D0558	PID.3.D.2
D0559	PID.3.OH.2
D0560	PID.3.OL.2
D0561	PID.3.MR.2
D0562	PID.3.H.2
D0563	PID.3.DR.2
D0564	PID.3.Pc.2
D0565	PID.3.Ic.2
D0566	PID.3.Dc.2
D0567	PID.3.Hc.2
D0568	PID.3.DB.2
D0569	PID.3.RP.2
D0570	PID.3.PO.2
D0571	PID.3.Oc.2
D0576	PID.4.SP.2
D0577	PID.4.A1.2
D0578	PID.4.A2.2
D0579	PID.4.A3.2
D0580	PID.4.A4.2
D0581	PID.4.P.2
D0582	PID.4.I.2
D0583	PID.4.D.2
D0584	PID.4.OH.2
D0585	PID.4.OL.2
D0586	PID.4.MR.2
D0587	PID.4.H.2
D0588	PID.4.DR.2
D0589	PID.4.Pc.2
D0590	PID.4.Ic.2
D0591	PID.4.Dc.2
D0592	PID.4.Hc.2
D0593	PID.4.DB.2
D0594	PID.4.RP.2
D0595	PID.4.PO.2
D0596	PID.4.Oc.2
D0601	PID.5.SP.2
D0602	PID.5.A1.2
D0603	PID.5.A2.2
D0604	PID.5.A3.2
D0605	PID.5.A4.2
D0606	PID.5.P.2
D0607	PID.5.I.2
D0608	PID.5.D.2
D0609	PID.5.OH.2

D0610	PID.5.OL.2
D0611	PID.5.MR.2
D0612	PID.5.H.2
D0613	PID.5.DR.2
D0614	PID.5.Pc.2
D0615	PID.5.Ic.2
D0616	PID.5.Dc.2
D0617	PID.5.Hc.2
D0618	PID.5.DB.2
D0619	PID.5.RP.2
D0620	PID.5.PO.2
D0621	PID.5.Oc.2
D0626	PID.6.SP.2
D0627	PID.6.A1.2
D0628	PID.6.A2.2
D0629	PID.6.A3.2
D0630	PID.6.A4.2
D0631	PID.6.P.2
D0632	PID.6.I.2
D0633	PID.6.D.2
D0634	PID.6.OH.2
D0635	PID.6.OL.2
D0636	PID.6.MR.2
D0637	PID.6.H.2
D0638	PID.6.DR.2
D0639	PID.6.Pc.2
D0640	PID.6.Ic.2
D0641	PID.6.Dc.2
D0642	PID.6.Hc.2
D0643	PID.6.DB.2
D0644	PID.6.RP.2
D0645	PID.6.PO.2
D0646	PID.6.Oc.2
D0651	PID.7.SP.2
D0652	PID.7.A1.2
D0653	PID.7.A2.2
D0654	PID.7.A3.2
D0655	PID.7.A4.2
D0656	PID.7.P.2
D0657	PID.7.I.2
D0658	PID.7.D.2
D0659	PID.7.OH.2
D0660	PID.7.OL.2
D0661	PID.7.MR.2
D0662	PID.7.H.2
D0663	PID.7.DR.2
D0664	PID.7.Pc.2
D0665	PID.7.Ic.2
D0666	PID.7.Dc.2
D0667	PID.7.Hc.2
D0668	PID.7.DB.2
D0669	PID.RHY.2
D0670	PID.7.PO.2
D0671	PID.7.Oc.2
D0676	PID.8.SP.2

D0677	PID.8.A1.2
D0678	PID.8.A2.2
D0679	PID.8.A3.2
D0680	PID.8.A4.2
D0681	PID.8.P.2
D0682	PID.8.I.2
D0683	PID.8.D.2
D0684	PID.8.OH.2
D0685	PID.8.OL.2
D0686	PID.8.MR.2
D0687	PID.8.H.2
D0688	PID.8.DR.2
D0689	PID.8.Pc.2
D0690	PID.8.Ic.2
D0691	PID.8.Dc.2
D0692	PID.8.Hc.2
D0693	PID.8.DB.2
D0694	PID.RDV.2
D0695	PID.8.PO.2
D0696	PID.8.Oc.2

### Absolute Address Mapping (D0701-D1100) for UT750

Register to Tag Address Mapping for registers D0701-D1100 are shown below.

**Note:** Registers missing in the given range are either not applicable for this device model or are not supported.

Register Address	Tag Address
D0701	LINEARIZER.U1
D0702	LINEARIZER.U2
D0703	LINEARIZER.U3
D0704	LINEARIZER.U4
D0705	LINEARIZER.U5
D0706	LINEARIZER.U6
D0707	LINEARIZER.U7
D0708	LINEARIZER.U8
D0726	LINEARIZER.1.A1
D0727	LINEARIZER.1.B1
D0728	LINEARIZER.1.A2
D0729	LINEARIZER.1.B2
D0730	LINEARIZER.1.A3
D0731	LINEARIZER.1.B3
D0732	LINEARIZER.1.A4
D0733	LINEARIZER.1.B4
D0734	LINEARIZER.1.A5
D0735	LINEARIZER.1.B5
D0736	LINEARIZER.1.A6
D0737	LINEARIZER.1.B6
D0738	LINEARIZER.1.A7
D0739	LINEARIZER.1.B7
D0740	LINEARIZER.1.A8
D0741	LINEARIZER.1.B8
D0742	LINEARIZER.1.A9
D0743	LINEARIZER.1.B9
D0744	LINEARIZER.1.A10
D0745	LINEARIZER.1.B10



D0746	LINEARIZER.1.A11
D0747	LINEARIZER.1.B11
D0748	LINEARIZER.1.PMD
D0751	LINEARIZER.2.A1
D0752	LINEARIZER.2.B1
D0753	LINEARIZER.2.A2
D0754	LINEARIZER.2.B2
D0755	LINEARIZER.2.A3
D0756	LINEARIZER.2.B3
D0757	LINEARIZER.2.A4
D0758	LINEARIZER.2.B4
D0759	LINEARIZER.2.A5
D0760	LINEARIZER.2.B5
D0761	LINEARIZER.2.A6
D0762	LINEARIZER.2.B6
D0763	LINEARIZER.2.A7
D0764	LINEARIZER.2.B7
D0765	LINEARIZER.2.A8
D0766	LINEARIZER.2.B8
D0767	LINEARIZER.2.A9
D0768	LINEARIZER.2.B9
D0769	LINEARIZER.2.A10
D0770	LINEARIZER.2.B10
D0771	LINEARIZER.2.A11
D0772	LINEARIZER.2.B11
D0773	LINEARIZER.2.PMD
D0901	CTRLPARAM.RMS.1
D0902	CTRLPARAM.SPT.1
D0903	CTRLPARAM.PVT.1
D0904	CTRLPARAM.TMU.1
D0915	CTRLPARAM.AL1.1
D0916	CTRLPARAM.AL2.1
D0917	CTRLPARAM.AL3.1
D0918	CTRLPARAM.AL4.1
D0919	CTRLPARAM.HY1.1
D0920	CTRLPARAM.HY2.1
D0921	CTRLPARAM.HY3.1
D0922	CTRLPARAM.HY4.1
D0923	CTRLPARAM.AMD.1
D0926	CTRLPARAM.OPR.1
D0927	CTRLPARAM.MOD.1
D0928	CTRLPARAM.AR.1
D0929	CTRLPARAM.ZON
D0930	CTRLPARAM.R.MD
D0931	CTRLPARAM.R.TM
D0933	CTRLPARAM.SPH.1
D0934	CTRLPARAM.SPL.1
D0935	CTRLPARAM.DY1.1
D0936	CTRLPARAM.DY2.1
D0937	CTRLPARAM.DY3.1
D0938	CTRLPARAM.DY4.1
D0940	CTRLPARAM.GRP
D0941	CTRLPARAM.RMS.2
D0942	CTRLPARAM.SPT.2
D0943	CTRLPARAM.PVT.2

D0944	CTRLPARAM.TMU.2
D0955	CTRLPARAM.AL1.2
D0956	CTRLPARAM.AL2.2
D0957	CTRLPARAM.AL3.2
D0958	CTRLPARAM.AL4.2
D0959	CTRLPARAM.HY1.2
D0960	CTRLPARAM.HY2.2
D0961	CTRLPARAM.HY3.2
D0962	CTRLPARAM.HY4.2
D0963	CTRLPARAM.AMD.2
D0966	CTRLPARAM.OPR.2
D0967	CTRLPARAM.MOD.2
D0968	CTRLPARAM.AR.2
D0973	CTRLPARAM.SPH.2
D0974	CTRLPARAM.SPL.2
D0975	CTRLPARAM.DY1.2
D0976	CTRLPARAM.DY2.2
D0977	CTRLPARAM.DY3.2
D0978	CTRLPARAM.DY4.2
D1001	LOOPPARAM.A.BS1
D1002	LOOPPARAM.A.FL1
D1003	LOOPPARAM.A.SR1
D1004	LOOPPARAM.A.LC1
D1005	LOOPPARAM.A.BS2
D1006	LOOPPARAM.A.FL2
D1007	LOOPPARAM.A.SR2
D1008	LOOPPARAM.A.LC2
D1009	LOOPPARAM.A.BS3
D1010	LOOPPARAM.A.FL3
D1011	LOOPPARAM.A.SR3
D1012	LOOPPARAM.A.LC3
D1013	LOOPPARAM.RET1
D1014	LOOPPARAM.RTH1
D1015	LOOPPARAM.RTL1
D1016	LOOPPARAM.RET2
D1017	LOOPPARAM.RTH2
D1018	LOOPPARAM.RTL2
D1019	LOOPPARAM.DVB1
D1020	LOOPPARAM.DVB2
D1021	LOOPPARAM.TSC1
D1022	LOOPPARAM.TSC2
D1023	LOOPPARAM.TTM
D1025	LOOPPARAM.A/M
D1028	LOOPPARAM.MODE
D1029	LOOPPARAM.PRG
D1030	LOOPPARAM.LP1
D1031	LOOPPARAM.LP2
D1032	LOOPPARAM.PID
D1033	LOOPPARAM.USR
D1034	LOOPPARAM.PYS1
D1035	LOOPPARAM.PYS2

### Absolute Address Mapping (D1101-D1300) for UT750

Register to Tag Address Mapping for registers D1101-D1300 are shown below.

**Note:** Registers missing in the given range are either not applicable for this device model or are not supported.

Register Address	Tag Address
D1101	CONFIG.C.S1
D1102	CONFIG.C.S2
D1103	CONFIG.C.S3
D1104	CONFIG.C.S4
D1105	CONFIG.C.S5
D1106	CONFIG.DO1
D1107	CONFIG.DO2
D1108	CONFIG.DO3
D1109	CONFIG.DO4
D1110	CONFIG.DO5
D1111	CONFIG.DO6
D1112	CONFIG.DO7
D1113	CONFIG.R151
D1114	CONFIG.R152
D1115	CONFIG.R153
D1116	CONFIG.R154
D1117	CONFIG.R155
D1118	CONFIG.R156
D1119	CONFIG.R157
D1120	CONFIG.R158
D1121	CONFIG.R251
D1122	CONFIG.R252
D1123	CONFIG.R253
D1124	CONFIG.R254
D1125	CONFIG.R255
D1126	CONFIG.R256
D1127	CONFIG.R257
D1128	CONFIG.R258
D1129	CONFIG.A/M.1
D1130	CONFIG.A/M.2
D1131	CONFIG.R/L.1
D1132	CONFIG.R/L.2
D1133	CONFIG.S/R
D1134	CONFIG.CAS
D1135	CONFIG.AUTO
D1136	CONFIG.MAN
D1137	CONFIG.SP.b0
D1138	CONFIG.SP.b1
D1139	CONFIG.SP.b2
D1140	CONFIG.SP.b3
D1141	CONFIG.DP1
D1142	CONFIG.DP2
D1143	CONFIG.MG1
D1144	CONFIG.MG2
D1145	CONFIG.MG3
D1146	CONFIG.MG4
D1170	CONFIG.PYA1
D1171	CONFIG.PYB1
D1172	CONFIG.PYA2
D1173	CONFIG.PYB2
D1201	CTRLMODE.IN1
D1202	CTRLMODE.UNI1
D1203	CTRLMODE.DP1

D1204	CTRLMODE.RH1
D1205	CTRLMODE.RL1
D1206	CTRLMODE.SDP1
D1207	CTRLMODE.SH1
D1208	CTRLMODE.SL1
D1209	CTRLMODE.BSL1
D1210	CTRLMODE.RJC1
D1211	CTRLMODE.IN2
D1212	CTRLMODE.UNI2
D1213	CTRLMODE.DP2
D1214	CTRLMODE.RH2
D1215	CTRLMODE.RL2
D1216	CTRLMODE.SDP2
D1217	CTRLMODE.SH2
D1218	CTRLMODE.SL2
D1219	CTRLMODE.BSL2
D1220	CTRLMODE.RJC2
D1221	CTRLMODE.IN3
D1222	CTRLMODE.UNI3
D1223	CTRLMODE.DP3
D1224	CTRLMODE.RH3
D1225	CTRLMODE.RL3
D1226	CTRLMODE.SDP3
D1227	CTRLMODE.SH3
D1228	CTRLMODE.SL3
D1229	CTRLMODE.BSL3
D1230	CTRLMODE.P.UNI1
D1231	CTRLMODE.P.DP1
D1232	CTRLMODE.P.RH1
D1233	CTRLMODE.P.RL1
D1234	CTRLMODE.P.UNI2
D1235	CTRLMODE.P.DP2
D1236	CTRLMODE.P.RH2
D1237	CTRLMODE.P.RL2
D1238	CTRLMODE.OT1
D1239	CTRLMODE.OT2
D1240	CTRLMODE.CT1
D1241	CTRLMODE.CT2
D1242	CTRLMODE.CTc1
D1243	CTRLMODE.CTc2
D1244	CTRLMODE.AO1
D1245	CTRLMODE.AO2
D1246	CTRLMODE.AO3
D1247	CTRLMODE.PSL1
D1248	CTRLMODE.BPS1
D1249	CTRLMODE.PRI1
D1250	CTRLMODE.STP1
D1251	CTRLMODE.DLN1
D1252	CTRLMODE.ADR1
D1253	CTRLMODE.RP.T1
D1254	CTRLMODE.PSL2
D1255	CTRLMODE.BPS2
D1256	CTRLMODE.PRI2
D1257	CTRLMODE.STP2
D1258	CTRLMODE.DLN2

D1259	CTRLMODE.ADR2
D1260	CTRLMODE.RP.T2
D1261	CTRLMODE.V.RS
D1262	CTRLMODE.V.L
D1263	CTRLMODE.V.H
D1264	CTRLMODE.TR.T
D1265	CTRLMODE.V.MOD
D1266	CTRLMODE.INIT
D1267	CTRLMODE.V.AT
D1268	CTRLMODE.A1H
D1269	CTRLMODE.A1L
D1270	CTRLMODE.A2H
D1271	CTRLMODE.A2L
D1272	CTRLMODE.A3H
D1273	CTRLMODE.A3L
D1280	CTRLMODE.UTM
D1281	CTRLMODE.SMP

### Absolute Address Mapping (D1301-D1700) for UT750

Register to Tag Address Mapping for registers D1101-D1300 are shown below.

**Note:** Registers missing in the given range are either not applicable for this device model or are not supported.

Register Address	Tag Address
D1301	INPUT.AIN1
D1302	INPUT.AIN2
D1303	INPUT.ANI3
D1331	INPUT.PVIN.1
D1332	INPUT.PVIN.2
D1333	INPUT.RSPIN.1
D1334	INPUT.RSPIN.2
D1335	INPUT.GAIN.1
D1336	INPUT.GAIN.2
D1337	INPUT.TRG.1
D1338	INPUT.TRG.2
D1339	INPUT.TRF.1
D1340	INPUT.TRF.2
D1343	INPUT.A/M.1
D1344	INPUT.A/M.2
D1345	INPUT.R/L.1
D1346	INPUT.R/L.2
D1347	INPUT.S/R
D1348	INPUT.CAS
D1349	INPUT.AUTO
D1350	INPUT.MAN
D1351	INPUT.SP.b0
D1352	INPUT.SP.b1
D1353	INPUT.SP.b2
D1354	INPUT.SP.b3
D1355	INPUT.DP1
D1356	INPUT.DP2
D1357	INPUT.MG1
D1358	INPUT.MG2
D1359	INPUT.MG3
D1360	INPUT.MG4

D1401	INPUT.MO1L
D1402	INPUT.MO1H
D1403	INPUT.MO2L
D1404	INPUT.MO2H
D1405	INPUT.MO3L
D1406	INPUT.MO3H
D1407	INPUT.MO4L
D1408	INPUT.MO4H
D1409	INPUT.MO5L
D1410	INPUT.MO5H
D1411	INPUT.MO6L
D1412	INPUT.MO6H
D1413	INPUT.MO7L
D1414	INPUT.MO7H
D1415	INPUT.MO8L
D1416	INPUT.MO8H
D1417	INPUT.MO9L
D1418	INPUT.MO9H
D1419	INPUT.MO10L
D1420	INPUT.MO10H
D1421	INPUT.MO11L
D1422	INPUT.MO11H
D1423	INPUT.MO12L
D1424	INPUT.MO12H
D1425	INPUT.MO13L
D1426	INPUT.MO13H
D1427	INPUT.MO14L
D1428	INPUT.MO14H
D1429	INPUT.MO15L
D1430	INPUT.MO15H
D1431	INPUT.MO16L
D1432	INPUT.MO16H
D1433	INPUT.MO17L
D1434	INPUT.MO17H
D1435	INPUT.MO18L
D1436	INPUT.MO18H
D1437	INPUT.MO19L
D1438	INPUT.MO19H
D1439	INPUT.MO20L
D1440	INPUT.MO20H
D1441	INPUT.MO21L
D1442	INPUT.MO21H
D1443	INPUT.MO22L
D1444	INPUT.MO22H
D1445	INPUT.MO23L
D1446	INPUT.MO23H
D1447	INPUT.MO24L
D1448	INPUT.MO24H
D1449	INPUT.MO25L
D1450	INPUT.MO25H
D1451	INPUT.MO26L
D1452	INPUT.MO26H
D1453	INPUT.MO27L
D1454	INPUT.MO27H
D1455	INPUT.MO28L

D1456	INPUT.MO28H
D1457	INPUT.MO29L
D1458	INPUT.MO29H
D1459	INPUT.MO30L
D1460	INPUT.MO30H
D1461	INPUT.MO31L
D1462	INPUT.MO31H
D1463	INPUT.MO32L
D1464	INPUT.MO32H
D1465	INPUT.MO33L
D1466	INPUT.MO33H
D1467	INPUT.MO34L
D1468	INPUT.MO34H
D1469	INPUT.MO35L
D1470	INPUT.MO35H
D1471	INPUT.MO36L
D1472	INPUT.MO36H
D1473	INPUT.MO37L
D1474	INPUT.MO37H
D1475	INPUT.MO38L
D1476	INPUT.MO38H
D1477	INPUT.MO39L
D1478	INPUT.MO39H
D1479	INPUT.MO40L
D1480	INPUT.MO40H
D1481	INPUT.MO41L
D1482	INPUT.MO41H
D1483	INPUT.MO42L
D1484	INPUT.MO42H
D1485	INPUT.MO43L
D1486	INPUT.MO43H
D1487	INPUT.MO44L
D1488	INPUT.MO44H
D1489	INPUT.MO45L
D1490	INPUT.MO45H
D1491	INPUT.MO46L
D1492	INPUT.MO46H
D1493	INPUT.MO47L
D1494	INPUT.MO47H
D1495	INPUT.MO48L
D1496	INPUT.MO48H
D1497	INPUT.MO49L
D1498	INPUT.MO49H
D1499	INPUT.MO50L
D1500	INPUT.MO50H
D1501	OUTPUT.PV.1
D1502	OUTPUT.PV.2
D1503	OUTPUT.CSP.1
D1504	OUTPUT.CSP.2
D1505	OUTPUT.OUT.1
D1506	OUTPUT.OUT.2
D1507	OUTPUT.HOUT.1
D1508	OUTPUT.HOUT.2
D1509	OUTPUT.COUT.1
D1510	OUTPUT.COUT.2

D1511	OUTPUT.RET1
D1512	OUTPUT.RET2
D1531	OUTPUT.OUT1A
D1532	OUTPUT.OUT2A
D1533	OUTPUT.OUT3A
D1534	OUTPUT.OUT1R
D1535	OUTPUT.OUT2R
D1536	OUTPUT.DO1
D1537	OUTPUT.DO2
D1538	OUTPUT.DO3
D1539	OUTPUT.DO4
D1540	OUTPUT.DO5
D1541	OUTPUT.DO6
D1542	OUTPUT.DO7
D1543	OUTPUT.R151
D1544	OUTPUT.R152
D1545	OUTPUT.R153
D1546	OUTPUT.R154
D1547	OUTPUT.R155
D1548	OUTPUT.R156
D1549	OUTPUT.R157
D1550	OUTPUT.R158
D1551	OUTPUT.R251
D1552	OUTPUT.R252
D1553	OUTPUT.R253
D1554	OUTPUT.R254
D1555	OUTPUT.R255
D1556	OUTPUT.R256
D1557	OUTPUT.R257
D1558	OUTPUT.R258
D1601	OUTPUT.MO1L
D1602	OUTPUT.MO1
D1603	OUTPUT.MO2L
D1604	OUTPUT.MO2H
D1605	OUTPUT.MO3L
D1606	OUTPUT.MO3H
D1607	OUTPUT.MO4L
D1608	OUTPUT.MO4H
D1609	OUTPUT.MO5L
D1610	OUTPUT.MO5H
D1611	OUTPUT.MO6L
D1612	OUTPUT.MO6H
D1613	OUTPUT.MO7L
D1614	OUTPUT.MO7H
D1615	OUTPUT.MO8L
D1616	OUTPUT.MO8H
D1617	OUTPUT.MO9L
D1618	OUTPUT.MO9H
D1619	OUTPUT.MO10L
D1620	OUTPUT.MO10H
D1621	OUTPUT.MO11L
D1622	OUTPUT.MO11H
D1623	OUTPUT.MO12L
D1624	OUTPUT.MO12H
D1625	OUTPUT.MO13L



D1626	OUTPUT.MO13H
D1627	OUTPUT.MO14L
D1628	OUTPUT.MO14H
D1629	OUTPUT.MO15L
D1630	OUTPUT.MO15H
D1631	OUTPUT.MO16L
D1632	OUTPUT.MO16H
D1633	OUTPUT.MO17L
D1634	OUTPUT.MO17H
D1635	OUTPUT.MO18L
D1636	OUTPUT.MO18H
D1637	OUTPUT.MO19L
D1638	OUTPUT.MO19H
D1639	OUTPUT.MO20L
D1640	OUTPUT.MO20H
D1641	OUTPUT.MO21L
D1642	OUTPUT.MO21H
D1643	OUTPUT.MO22L
D1644	OUTPUT.MO22H
D1645	OUTPUT.MO23L
D1646	OUTPUT.MO23H
D1647	OUTPUT.MO24L
D1648	OUTPUT.MO24H
D1649	OUTPUT.MO25L
D1650	OUTPUT.MO25H
D1651	OUTPUT.MO26L
D1652	OUTPUT.MO26H
D1653	OUTPUT.MO27L
D1654	OUTPUT.MO27H
D1655	OUTPUT.MO28L
D1656	OUTPUT.MO28H
D1657	OUTPUT.MO29L
D1658	OUTPUT.MO29H
D1659	OUTPUT.MO30L
D1660	OUTPUT.MO30H
D1661	OUTPUT.MO31L
D1662	OUTPUT.MO31H
D1663	OUTPUT.MO32L
D1664	OUTPUT.MO32H
D1665	OUTPUT.MO33L
D1666	OUTPUT.MO33H
D1667	OUTPUT.MO34L
D1668	OUTPUT.MO34H
D1669	OUTPUT.MO35L
D1670	OUTPUT.MO35H
D1671	OUTPUT.MO36L
D1672	OUTPUT.MO36H
D1673	OUTPUT.MO37L
D1674	OUTPUT.MO37H
D1675	OUTPUT.MO38L
D1676	OUTPUT.MO38H
D1677	OUTPUT.MO39L
D1678	OUTPUT.MO39H
D1679	OUTPUT.MO40L
D1680	OUTPUT.MO40H

D1681	OUTPUT.MO41L
D1682	OUTPUT.MO41H
D1683	OUTPUT.MO42L
D1684	OUTPUT.MO42H
D1685	OUTPUT.MO43L
D1686	OUTPUT.MO43H
D1687	OUTPUT.MO44L
D1688	OUTPUT.MO44H
D1689	OUTPUT.MO45L
D1690	OUTPUT.MO45H
D1691	OUTPUT.MO46L
D1692	OUTPUT.MO46H
D1693	OUTPUT.MO47L
D1694	OUTPUT.MO47H
D1695	OUTPUT.MO48L
D1696	OUTPUT.MO48H
D1697	OUTPUT.MO49L
D1698	OUTPUT.MO49H
D1699	OUTPUT.MO50L
D1700	OUTPUT.MO50H

### Absolute Address Mapping (I0001-I0701) for UT750

Register to Tag Address Mapping for registers I0001-I0701 are shown below.

**Note:** Registers missing in the given range are either not applicable for this device model or are not supported.

Register Address	Tag Address
I0001	ERR.AD1ERR.st
I0002	ERR.AD2ERR.st
I0003	ERR.AD3ERR.st
I0005	ERR.AD1BO.st
I0006	ERR.AD2BO.st
I0007	ERR.AD3BO.st
I0012	ERR.VLV.ATERR.st
I0013	ERR.VLV.BOUT.st
I0017	ERR.PV1ADC.st
I0018	ERR.PV1BO.st
I0019	ERR.RJC1ERR.st
I0021	ERR.PV1+over.st
I0022	ERR.PV1-over.st
I0025	ERR.RSP1ADC.st
I0026	ERR.RSP1BO.st
I0029	ERR.C.RSP1ADC.st
I0030	ERR.C.RSP1BO.st
I0031	ERR.AT1ERR.st
I0033	ERR.PV2ADC.st
I0034	ERR.PV2BO.st
I0035	ERR.RJC2ERR.st
I0037	ERR.PV2+over.st
I0038	ERR.PV2-over.st
I0041	ERR.RSP2ADC.st
I0042	ERR.RSP2BO.st
I0045	ERR.C.RSP2ADC.st
I0046	ERR.C.RSP2BO.st
I0047	ERR.AT2ERR.st

I0049	ERR.CALB.E.st
I0051	ERR.USER.E.st
I0053	ERR.UTMD.st
I0054	ERR.RANGE.st
I0055	ERR.SETUP.st
I0057	ERR.PARA.E.st
I0058	ERR.MODE.E.st
I0063	ERR.SYSTEM.E.st
I0065	L1MODE.AM1.st
I0066	L1MODE.RL.st
I0067	L1MODE.RS.st
I0069	L1MODE.CAS.st
I0070	L1MODE.AUT.st
I0071	L1MODE.MAN.st
I0079	L1MODE.AT1.st
I0081	L2MODE.A/M2.st
I0082	L2MODE.R/L2.st
I0095	L2MODE.AT2.st
I0097	ALRMST.ALM11.st
I0098	ALRMST.ALM12.st
I0099	ALRMST.ALM13.st
I0101	ALRMST.ALM14.st
I0102	ALRMST.OR1.st
I0105	ALRMST.ALM21.st
I0106	ALRMST.ALM22.st
I0107	ALRMST.ALM23.st
I0109	ALRMST.ALM24.st
I0110	ALRMST.OR2.st
I0161	STATUS.DI1.st
I0162	STATUS.DI2.st
I0163	STATUS.DI3.st
I0164	STATUS.DI4.st
I0165	STATUS.DI5.st
I0166	STATUS.DI6.st
I0167	STATUS.DI7.st
I0169	STATUS.DP1.st
I0170	STATUS.DP2.st
I0171	STATUS.MG1.st
I0172	STATUS.MG2.st
I0173	STATUS.MG3.st
I0174	STATUS.MG4.st
I0177	STATUS.RDI101.st
I0178	STATUS.RDI102.st
I0179	STATUS.RDI103.st
I0180	STATUS.RDI104.st
I0181	STATUS.RDI105.st
I0182	STATUS.RDI106.st
I0183	STATUS.RDI107.st
I0184	STATUS.RDI108.st
I0185	STATUS.RDI201.st
I0186	STATUS.RDI202.st
I0187	STATUS.RDI203.st
I0188	STATUS.RDI204.st
I0189	STATUS.RDI205.st
I0190	STATUS.RDI206.st

I0191	STATUS.RDI207.st
I0192	STATUS.RDI208.st
I0193	ONSTATUS.AD1ERR.on
I0194	ONSTATUS.AD2ERR.on
I0195	ONSTATUS.AD3ERR.on
I0197	ONSTATUS.AD1BO.on
I0198	ONSTATUS.AD2BO.on
I0199	ONSTATUS.AD3BO.on
I0204	ONSTATUS.VLV.ATERR.on
I0205	ONSTATUS.VLV.BOUT.on
I0209	ONSTATUS.PV1ADC.on
I0210	ONSTATUS.PV1BO.on
I0211	ONSTATUS.RJC1ERR.on
I0213	ONSTATUS.PV1+over.on
I0214	ONSTATUS.PV1-over.on
I0217	ONSTATUS.RSP1ADC.on
I0218	ONSTATUS.RSP1BO.on
I0221	ONSTATUS.C.RSP1ADC.on
I0222	ONSTATUS.C.RSP1BO.on
I0223	ONSTATUS.AT1ERR.on
I0225	ONSTATUS.PV2ADC.on
I0226	ONSTATUS.PV2BO.on
I0227	ONSTATUS.RJC2ERR.on
I0229	ONSTATUS.PV2+over.on
I0230	ONSTATUS.PV2-over.on
I0233	ONSTATUS.RSP2ADC.on
I0234	ONSTATUS.RSP2BO.on
I0237	ONSTATUS.C.RSP2ADC.on
I0238	ONSTATUS.C.RSP2BO.on
I0239	ONSTATUS.AT2ERR.on
I0241	ONSTATUS.CALB.E.on
I0243	ONSTATUS.USER.E.on
I0245	ONSTATUS.UTMD.on
I0246	ONSTATUS.RANGE.on
I0247	ONSTATUS.SETUP.on
I0249	ONSTATUS.PARA.E.on
I0250	ONSTATUS.MODE.E.on
I0255	ONSTATUS.SYSTEM.E.on
I0257	ONSTATUS.A/M1.on
I0258	ONSTATUS.R/L.on
I0259	ONSTATUS.RS.on
I0261	ONSTATUS.CAS.on
I0262	ONSTATUS.AUT.on
I0263	ONSTATUS.MAN.on
I0271	ONSTATUS.AT1.on
I0273	ONSTATUS.A/M2.on
I0274	ONSTATUS.R/L2.on
I0287	ONSTATUS.AT2.on
I0289	ONSTATUS.ALM11.on
I0290	ONSTATUS.ALM12.on
I0291	ONSTATUS.ALM13.on
I0293	ONSTATUS.ALM14.on
I0294	ONSTATUS.OR1.on
I0297	ONSTATUS.ALM21.on
I0298	ONSTATUS.ALM22.on

I0299	ONSTATUS.ALM23.on
I0301	ONSTATUS.ALM24.on
I0302	ONSTATUS.OR2.on
I0353	ONSTATUS.DI1.on
I0354	ONSTATUS.DI2.on
I0355	ONSTATUS.DI3.on
I0356	ONSTATUS.DI4.on
I0357	ONSTATUS.DI5.on
I0358	ONSTATUS.DI6.on
I0359	ONSTATUS.DI7.on
I0361	ONSTATUS.DP1.on
I0362	ONSTATUS.DP2.on
I0363	ONSTATUS.MG1.on
I0364	ONSTATUS.MG2.on
I0365	ONSTATUS.MG3.on
I0366	ONSTATUS.MG4.on
I0369	ONSTATUS.RDI101.on
I0370	ONSTATUS.RDI102.on
I0371	ONSTATUS.RDI103.on
I0372	ONSTATUS.RDI104.on
I0373	ONSTATUS.RDI105.on
I0374	ONSTATUS.RDI106.on
I0375	ONSTATUS.RDI107.on
I0376	ONSTATUS.RDI108.on
I0377	ONSTATUS.RDI201.on
I0378	ONSTATUS.RDI202.on
I0379	ONSTATUS.RDI203.on
I0380	ONSTATUS.RDI204.on
I0381	ONSTATUS.RDI205.on
I0382	ONSTATUS.RDI206.on
I0383	ONSTATUS.RDI207.on
I0384	ONSTATUS.RDI208.on
I0385	OFFSTATUS.AD1ERR.off
I0386	OFFSTATUS.AD2ERR.off
I0387	OFFSTATUS.AD3ERR.off
I0389	OFFSTATUS.AD1BO.off
I0390	OFFSTATUS.AD2BO.off
I0391	OFFSTATUS.AD3BO.off
I0393	OFFSTATUS.RJC1ERR.off
I0394	OFFSTATUS.RJC2ERR.off
I0396	OFFSTATUS.VLV.ATERR.off
I0397	OFFSTATUS.VLV.BOUT.off
I0401	OFFSTATUS.PV1ADC.off
I0402	OFFSTATUS.PV1BO.off
I0405	OFFSTATUS.PV1+over.off
I0406	OFFSTATUS.PV1-over.off
I0409	OFFSTATUS.RSP1ADC.off
I0410	OFFSTATUS.RSP1BO.off
I0413	OFFSTATUS.C.RSP1ADC.off
I0414	OFFSTATUS.C.RSP1BO.off
I0415	OFFSTATUS.AT1ERR.off
I0417	OFFSTATUS.PV2ADC.off
I0418	OFFSTATUS.PV2BO.off
I0421	OFFSTATUS.PV2+over.off
I0422	OFFSTATUS.PV2-over.off

I0425	OFFSTATUS.RSP2ADC.off
I0426	OFFSTATUS.RSP2BO.off
I0429	OFFSTATUS.C.RSP2ADC.off
I0430	OFFSTATUS.C.RSP2BO.off
I0431	OFFSTATUS.AT2ERR.off
I0433	OFFSTATUS.CALB.E.off
I0435	OFFSTATUS.USER.E.off
I0437	OFFSTATUS.UTMD.off
I0438	OFFSTATUS.RANGE.off
I0439	OFFSTATUS.SETUP.off
I0441	OFFSTATUS.PARA.E.off
I0442	OFFSTATUS.MODE.E.off
I0447	OFFSTATUS.SYSTEM.E.off
I0449	OFFSTATUS.A/M1.off
I0450	OFFSTATUS.R/L.off
I0451	OFFSTATUS.R/S.off
I0453	OFFSTATUS.CAS.off
I0454	OFFSTATUS.AUT.off
I0455	OFFSTATUS.MAN.off
I0463	OFFSTATUS.AT1.off
I0465	OFFSTATUS.A/M2.off
I0466	OFFSTATUS.R/L2.off
I0479	OFFSTATUS.AT2.off
I0481	OFFSTATUS.ALM11.off
I0482	OFFSTATUS.ALM12.off
I0483	OFFSTATUS.ALM13.off
I0485	OFFSTATUS.ALM14.off
I0486	OFFSTATUS.OR1.off
I0489	OFFSTATUS.ALM21.off
I0490	OFFSTATUS.ALM22.off
I0491	OFFSTATUS.ALM23.off
I0493	OFFSTATUS.ALM24.off
I0494	OFFSTATUS.OR2.off
I0545	OFFSTATUS.DI1.off
I0546	OFFSTATUS.DI2.off
I0547	OFFSTATUS.DI3.off
I0548	OFFSTATUS.DI4.off
I0549	OFFSTATUS.DI5.off
I0550	OFFSTATUS.DI6.off
I0551	OFFSTATUS.DI7.off
I0553	OFFSTATUS.DP1.off
I0554	OFFSTATUS.DP2.off
I0555	OFFSTATUS.MG1.off
I0556	OFFSTATUS.MG2.off
I0557	OFFSTATUS.MG3.off
I0558	OFFSTATUS.MG4.off
I0561	OFFSTATUS.RDI101.off
I0562	OFFSTATUS.RDI102.off
I0563	OFFSTATUS.RDI103.off
I0564	OFFSTATUS.RDI104.off
I0565	OFFSTATUS.RDI105.off
I0566	OFFSTATUS.RDI106.off
I0567	OFFSTATUS.RDI107.off
I0568	OFFSTATUS.RDI108.off
I0569	OFFSTATUS.RDI201.off

I0570	OFFSTATUS.RDI202.off
I0571	OFFSTATUS.RDI203.off
I0572	OFFSTATUS.RDI204.off
I0573	OFFSTATUS.RDI205.off
I0574	OFFSTATUS.RDI206.off
I0575	OFFSTATUS.RDI207.off
I0576	OFFSTATUS.RDI208.off
I0577	STATUS.CSPNO.0.st
I0578	STATUS.CSPNO.1.st
I0579	STATUS.CSPNO.2.st
I0580	STATUS.CSPNO.3.st
I0581	STATUS.AUTMAN.st
I0582	STATUS.REMLCL1.st
I0583	STATUS.RUNSTOP.st
I0584	STATUS.CAS.st
I0585	STATUS.AUT.st
I0586	STATUS.MAN.st
I0592	STATUS.AT1.st
I0593	STATUS.PIDNO1.0.st
I0594	STATUS.PIDNO1.1.st
I0595	STATUS.PIDNO1.2.st
I0596	STATUS.PIDNO1.3.st
I0597	STATUS.AUTMAN2.st
I0598	STATUS.REMLCL2.st
I0600	STATUS.AT2.st
I0609	STATUS.PIDNO2.0.st
I0610	STATUS.PIDNO2.1.st
I0611	STATUS.PIDNO2.2.st
I0612	STATUS.PIDNO2.3.st
I0657	STATUS.TIM.1S.st
I0658	STATUS.TIM.5S.st
I0659	STATUS.TIM.10S.st
I0661	STATUS.TIM.1M.st
I0665	STATUS.V.GUE.st
I0672	STATUS.PON.st
I0673	STATUS.PV2.st
I0681	STATUS.DEV1-.st
I0682	STATUS.DEV1Z.st
I0683	STATUS.DEV1+.st
I0685	STATUS.DEV2-.st
I0686	STATUS.DEV2Z.st
I0687	STATUS.DEV2+.st
I0689	STATUS.ALO11.st
I0690	STATUS.ALO12.st
I0691	STATUS.ALO13.st
I0693	STATUS.ALO14.st
I0697	STATUS.ALO21.st
I0698	STATUS.ALO22.st
I0699	STATUS.ALO23.st
I0701	STATUS.ALO24.st

### Configuration Parameters Addressing for UP750

The driver supports the following Configuration Parameter addresses for UP750. The default data type for each address type is shown in **bold**.

Address Format	Data Types	Access
CONFIG.A/M.1	Boolean, Byte, <b>Word</b> , Short, Float	Read/Write
CONFIG.A/M.2	Boolean, Byte, <b>Word</b> , Short, Float	Read/Write
CONFIG.ADV	Boolean, Byte, <b>Word</b> , Short, Float	Read/Write
CONFIG.C.S1	Boolean, Byte, <b>Word</b> , Short, Float	Read/Write
CONFIG.C.S2	Boolean, Byte, <b>Word</b> , Short, Float	Read/Write
CONFIG.C.S3	Boolean, Byte, <b>Word</b> , Short, Float	Read/Write
CONFIG.C.S4	Boolean, Byte, <b>Word</b> , Short, Float	Read/Write
CONFIG.C.S5	Boolean, Byte, <b>Word</b> , Short, Float	Read/Write
CONFIG.DO1	Boolean, Byte, <b>Word</b> , Short, Float	Read/Write
CONFIG.DO2	Boolean, Byte, <b>Word</b> , Short, Float	Read/Write
CONFIG.DO3	Boolean, Byte, <b>Word</b> , Short, Float	Read/Write
CONFIG.DO4	Boolean, Byte, <b>Word</b> , Short, Float	Read/Write
CONFIG.DO5	Boolean, Byte, <b>Word</b> , Short, Float	Read/Write
CONFIG.DO6	Boolean, Byte, <b>Word</b> , Short, Float	Read/Write
CONFIG.DO7	Boolean, Byte, <b>Word</b> , Short, Float	Read/Write
CONFIG.DP1	Boolean, Byte, <b>Word</b> , Short, Float	Read/Write
CONFIG.DP2	Boolean, Byte, <b>Word</b> , Short, Float	Read/Write
CONFIG.HOLD	Boolean, Byte, <b>Word</b> , Short, Float	Read/Write
CONFIG.LOCAL	Boolean, Byte, <b>Word</b> , Short, Float	Read/Write
CONFIG.LSP/CAS	Boolean, Byte, <b>Word</b> , Short, Float	Read/Write
CONFIG.MG1	Boolean, Byte, <b>Word</b> , Short, Float	Read/Write
CONFIG.MG2	Boolean, Byte, <b>Word</b> , Short, Float	Read/Write
CONFIG.MG4	Boolean, Byte, <b>Word</b> , Short, Float	Read/Write
CONFIG.PROG	Boolean, Byte, <b>Word</b> , Short, Float	Read/Write
CONFIG.PTNO.b0	Boolean, Byte, <b>Word</b> , Short, Float	Read/Write
CONFIG.PTNO.b1	Boolean, Byte, <b>Word</b> , Short, Float	Read/Write
CONFIG.PTNO.b2	Boolean, Byte, <b>Word</b> , Short, Float	Read/Write
CONFIG.PTNO.b3	Boolean, Byte, <b>Word</b> , Short, Float	Read/Write
CONFIG.PTNO.b4	Boolean, Byte, <b>Word</b> , Short, Float	Read/Write
CONFIG.PTNO.b5	Boolean, Byte, <b>Word</b> , Short, Float	Read/Write
CONFIG.PTNO.b6	Boolean, Byte, <b>Word</b> , Short, Float	Read/Write
CONFIG.PTNO.b7	Boolean, Byte, <b>Word</b> , Short, Float	Read/Write
CONFIG.PTNO.b8	Boolean, Byte, <b>Word</b> , Short, Float	Read/Write
CONFIG.R151	Boolean, Byte, <b>Word</b> , Short, Float	Read/Write
CONFIG.R152	Boolean, Byte, <b>Word</b> , Short, Float	Read/Write
CONFIG.R153	Boolean, Byte, <b>Word</b> , Short, Float	Read/Write
CONFIG.R154	Boolean, Byte, <b>Word</b> , Short, Float	Read/Write
CONFIG.R155	Boolean, Byte, <b>Word</b> , Short, Float	Read/Write
CONFIG.R156	Boolean, Byte, <b>Word</b> , Short, Float	Read/Write
CONFIG.R157	Boolean, Byte, <b>Word</b> , Short, Float	Read/Write
CONFIG.R158	Boolean, Byte, <b>Word</b> , Short, Float	Read/Write
CONFIG.R251	Boolean, Byte, <b>Word</b> , Short, Float	Read/Write
CONFIG.R252	Boolean, Byte, <b>Word</b> , Short, Float	Read/Write
CONFIG.R253	Boolean, Byte, <b>Word</b> , Short, Float	Read/Write
CONFIG.R254	Boolean, Byte, <b>Word</b> , Short, Float	Read/Write
CONFIG.R255	Boolean, Byte, <b>Word</b> , Short, Float	Read/Write
CONFIG.R256	Boolean, Byte, <b>Word</b> , Short, Float	Read/Write
CONFIG.R257	Boolean, Byte, <b>Word</b> , Short, Float	Read/Write
CONFIG.R258	Boolean, Byte, <b>Word</b> , Short, Float	Read/Write
CONFIG.RESET	Boolean, Byte, <b>Word</b> , Short, Float	Read/Write

### Control Mode Addressing for UP750

The driver supports the following Control Mode addresses for UP750. The default data type for each address type is shown in **bold**.



Address Format	Data Types	Access
CTRLMODE.ADR1	Boolean, <b>Byte</b> , Word, Short, Float	Read/Write
CTRLMODE.ADR2	Boolean, <b>Byte</b> , Word, Short, Float	Read/Write
CTRLMODE.AO1	<b>Boolean</b>	Read/Write
CTRLMODE.AO2	<b>Boolean</b>	Read/Write
CTRLMODE.AO3	<b>Boolean</b>	Read/Write
CTRLMODE.BPS1	Boolean, <b>Byte</b> , Word, Short, Float	Read/Write
CTRLMODE.BPS2	Boolean, <b>Byte</b> , Word, Short, Float	Read/Write
CTRLMODE.BSL1	Boolean, <b>Byte</b> , Word, Short, Float	Read/Write
CTRLMODE.BSL2	Boolean, <b>Byte</b> , Word, Short, Float	Read/Write
CTRLMODE.BSL3	Boolean, <b>Byte</b> , Word, Short, Float	Read/Write
CTRLMODE.CT1	Boolean, Byte, <b>Word</b> , Short, Float	Read/Write
CTRLMODE.CT2	Boolean, Byte, <b>Word</b> , Short, Float	Read/Write
CTRLMODE.CTc1	Boolean, Byte, <b>Word</b> , Short, Float	Read/Write
CTRLMODE.CTc2	Boolean, Byte, <b>Word</b> , Short, Float	Read/Write
CTRLMODE.DLN1	Boolean, <b>Byte</b> , Word, Short, Float	Read/Write
CTRLMODE.DLN2	Boolean, <b>Byte</b> , Word, Short, Float	Read/Write
CTRLMODE.DP1	Boolean, Byte, <b>Word</b> , Short, Float	Read Only
CTRLMODE.DP2	Boolean, Byte, <b>Word</b> , Short, Float	Read Only
CTRLMODE.DP3	Boolean, Byte, <b>Word</b> , Short, Float	Read Only
CTRLMODE.IN1	Boolean, <b>Byte</b> , Word, Short, Float	Read/Write
CTRLMODE.IN2	Boolean, <b>Byte</b> , Word, Short, Float	Read/Write
CTRLMODE.IN3	Boolean, <b>Byte</b> , Word, Short, Float	Read/Write
CTRLMODE.INIT	<b>Boolean</b>	Read/Write
CTRLMODE.OT1	Boolean, <b>Byte</b> , Word, Short, Float	Read/Write
CTRLMODE.OT2	Boolean, <b>Byte</b> , Word, Short, Float	Read/Write
CTRLMODE.P.DP1	Boolean, Byte, <b>Word</b> , Short, Float	Read/Write
CTRLMODE.P.DP2	Boolean, Byte, <b>Word</b> , Short, Float	Read/Write
CTRLMODE.P.RH1	Boolean, Byte, Word, Short, <b>Float</b>	Read/Write
CTRLMODE.P.RH2	Boolean, Byte, Word, Short, <b>Float</b>	Read/Write
CTRLMODE.P.RL1	Boolean, Byte, Word, Short, <b>Float</b>	Read/Write
CTRLMODE.P.RL2	Boolean, Byte, Word, Short, <b>Float</b>	Read/Write
CTRLMODE.P.UNI1	Boolean, <b>Byte</b> , Word, Short, Float	Read/Write
CTRLMODE.P.UNI2	Boolean, <b>Byte</b> , Word, Short, Float	Read/Write
CTRLMODE.PRI1	Boolean, Byte, <b>Word</b> , Short, Float	Read/Write
CTRLMODE.PRI2	Boolean, Byte, <b>Word</b> , Short, Float	Read/Write
CTRLMODE.PSL1	Boolean, Byte, <b>Word</b> , Short, Float	Read/Write
CTRLMODE.PSL2	Boolean, Byte, <b>Word</b> , Short, Float	Read/Write
CTRLMODE.RH1	Boolean, Byte, <b>Word</b> , Short, Float	Read/Write
CTRLMODE.RH2	Boolean, Byte, <b>Word</b> , Short, Float	Read/Write
CTRLMODE.RH3	Boolean, Byte, <b>Word</b> , Short, Float	Read/Write
CTRLMODE.RJC1	<b>Boolean</b>	Read/Write
CTRLMODE.RJC2	<b>Boolean</b>	Read/Write
CTRLMODE.RL1	Boolean, Byte, <b>Word</b> , Short, Float	Read/Write
CTRLMODE.RL2	Boolean, Byte, <b>Word</b> , Short, Float	Read/Write
CTRLMODE.RL3	Boolean, Byte, <b>Word</b> , Short, Float	Read/Write
CTRLMODE.RP.T1	Boolean, <b>Byte</b> , Word, Short, Float	Read/Write
CTRLMODE.RP.T2	Boolean, <b>Byte</b> , Word, Short, Float	Read/Write
CTRLMODE.SDP1	Boolean, Byte, <b>Word</b> , Short, Float	Read/Write
CTRLMODE.SDP2	Boolean, Byte, <b>Word</b> , Short, Float	Read/Write
CTRLMODE.SDP3	Boolean, Byte, <b>Word</b> , Short, Float	Read/Write
CTRLMODE.SH1	Boolean, Byte, Word, Short, <b>Float</b>	Read/Write
CTRLMODE.SH2	Boolean, Byte, Word, Short, <b>Float</b>	Read/Write
CTRLMODE.SH3	Boolean, Byte, Word, Short, <b>Float</b>	Read/Write
CTRLMODE.SL1	Boolean, Byte, Word, Short, <b>Float</b>	Read/Write

CTRLMODE.SL2	Boolean, Byte, Word, Short, <b>Float</b>	Read/Write
CTRLMODE.SL3	Boolean, Byte, Word, Short, <b>Float</b>	Read/Write
CTRLMODE.SMP	Boolean, Byte, <b>Word</b> , Short, Float	Read/Write
CTRLMODE.STP1	Boolean, <b>Byte</b> , Word, Short, Float	Read/Write
CTRLMODE.STP2	Boolean, <b>Byte</b> , Word, Short, Float	Read/Write
CTRLMODE.UNI1	Boolean, <b>Byte</b> , Word, Short, Float	Read/Write
CTRLMODE.UNI2	Boolean, <b>Byte</b> , Word, Short, Float	Read/Write
CTRLMODE.UNI3	Boolean, <b>Byte</b> , Word, Short, Float	Read/Write
CTRLMODE.UTM	Boolean, <b>Byte</b> , Word, Short, Float	Read/Write

### Loop Function Parameter Addressing for UP750

The driver supports the following Loop Function Parameter addresses for UP750. The default data type for each address type is shown in **bold**.

Address Format	Data Types	Access
LOOPPARAM.A.BS1	Boolean, Byte, Word, Short, <b>Float</b>	Read/Write
LOOPPARAM.A.BS2	Boolean, Byte, Word, Short, <b>Float</b>	Read/Write
LOOPPARAM.A.BS3	Boolean, Byte, Word, Short, <b>Float</b>	Read/Write
LOOPPARAM.A.FL1	Boolean, <b>Byte</b> , Word, Short, Float	Read/Write
LOOPPARAM.A.FL2	Boolean, <b>Byte</b> , Word, Short, Float	Read/Write
LOOPPARAM.A.FL3	Boolean, <b>Byte</b> , Word, Short, Float	Read/Write
LOOPPARAM.A.LC1	Boolean, Byte, Word, Short, <b>Float</b>	Read/Write
LOOPPARAM.A.LC2	Boolean, Byte, Word, Short, <b>Float</b>	Read/Write
LOOPPARAM.A.LC3	Boolean, Byte, Word, Short, <b>Float</b>	Read/Write
LOOPPARAM.A.SR1	<b>Boolean</b>	Read/Write
LOOPPARAM.A.SR2	<b>Boolean</b>	Read/Write
LOOPPARAM.A.SR3	<b>Boolean</b>	Read/Write
LOOPPARAM.LP1	<b>Boolean</b>	Read/Write
LOOPPARAM.LP2	<b>Boolean</b>	Read/Write
LOOPPARAM.MODE	<b>Boolean</b>	Read/Write
LOOPPARAM.PID	<b>Boolean</b>	Read/Write
LOOPPARAM.PYS1	<b>Boolean</b>	Read/Write
LOOPPARAM.PYS2	<b>Boolean</b>	Read/Write
LOOPPARAM.RET1	Boolean, <b>Byte</b> , Word, Short, Float	Read/Write
LOOPPARAM.RET2	Boolean, <b>Byte</b> , Word, Short, Float	Read/Write
LOOPPARAM.RTH1	Boolean, Byte, Word, Short, <b>Float</b>	Read/Write
LOOPPARAM.RTH2	Boolean, Byte, Word, Short, <b>Float</b>	Read/Write
LOOPPARAM.RTL1	Boolean, Byte, Word, Short, <b>Float</b>	Read/Write
LOOPPARAM.RTL2	Boolean, Byte, Word, Short, <b>Float</b>	Read/Write
LOOPPARAM.TSC1	Boolean, Byte, Word, Short, <b>Float</b>	Read/Write
LOOPPARAM.TSC2	Boolean, Byte, Word, Short, <b>Float</b>	Read/Write
LOOPPARAM.TTM	Boolean, Byte, <b>Word</b> , Short, Float	Read/Write
LOOPPARAM.USR	<b>Boolean</b>	Read/Write

### Error Status Addressing for UP750

The driver supports the following Error Status addresses for UP750. The default data type for each address type is shown in **bold**.

**Note:** The driver supports bit access to the following Error Status addresses. For more information, refer to [Bit Addressing](#).

Address Format	Data Types	Access
ERR.AD1BO.st	Boolean, Byte, <b>Word</b> , Short, Float	Read Only
ERR.AD1ERR.st	Boolean, Byte, <b>Word</b> , Short, Float	Read Only
ERR.AD2BO.st	Boolean, Byte, <b>Word</b> , Short, Float	Read Only

ERR.AD2ERR.st	Boolean, Byte, <b>Word</b> , Short, Float	Read Only
ERR.AD3BO.st	Boolean, Byte, <b>Word</b> , Short, Float	Read Only
ERR.AD3ERR.st	Boolean, Byte, <b>Word</b> , Short, Float	Read Only
ERR.AT1ERR.st	Boolean, Byte, <b>Word</b> , Short, Float	Read Only
ERR.AT2ERR.st	Boolean, Byte, <b>Word</b> , Short, Float	Read Only
ERR.C.RSP1ADC.st	Boolean, Byte, <b>Word</b> , Short, Float	Read Only
ERR.C.RSP1BO.st	Boolean, Byte, <b>Word</b> , Short, Float	Read Only
ERR.C.RSP2ADC.st	Boolean, Byte, <b>Word</b> , Short, Float	Read Only
ERR.C.RSP2BO.st	Boolean, Byte, <b>Word</b> , Short, Float	Read Only
ERR.CALB.E.st	Boolean, Byte, <b>Word</b> , Short, Float	Read Only
ERR.MODE.E.st	Boolean, Byte, <b>Word</b> , Short, Float	Read Only
ERR.PARA.E.st	Boolean, Byte, <b>Word</b> , Short, Float	Read Only
ERR.PV1+over.st	Boolean, Byte, <b>Word</b> , Short, Float	Read Only
ERR.PV1ADC.st	Boolean, Byte, <b>Word</b> , Short, Float	Read Only
ERR.PV1BO.st	Boolean, Byte, <b>Word</b> , Short, Float	Read Only
ERR.PV1-over.st	Boolean, Byte, <b>Word</b> , Short, Float	Read Only
ERR.PV2+over.st	Boolean, Byte, <b>Word</b> , Short, Float	Read Only
ERR.PV2ADC.st	Boolean, Byte, <b>Word</b> , Short, Float	Read Only
ERR.PV2BO.st	Boolean, Byte, <b>Word</b> , Short, Float	Read Only
ERR.PV2-over.st	Boolean, Byte, <b>Word</b> , Short, Float	Read Only
ERR.RANGE.st	Boolean, Byte, <b>Word</b> , Short, Float	Read Only
ERR.RJC1ERR.st	Boolean, Byte, <b>Word</b> , Short, Float	Read Only
ERR.RJC2ERR.st	Boolean, Byte, <b>Word</b> , Short, Float	Read Only
ERR.RSP1ADC.st	Boolean, Byte, <b>Word</b> , Short, Float	Read Only
ERR.RSP1BO.st	Boolean, Byte, <b>Word</b> , Short, Float	Read Only
ERR.RSP2ADC.st	Boolean, Byte, <b>Word</b> , Short, Float	Read Only
ERR.RSP2BO.st	Boolean, Byte, <b>Word</b> , Short, Float	Read Only
ERR.SETUP.st	Boolean, Byte, <b>Word</b> , Short, Float	Read Only
ERR.SYSTEM.E.st	Boolean, Byte, <b>Word</b> , Short, Float	Read Only
ERR.USER.E.st	Boolean, Byte, <b>Word</b> , Short, Float	Read Only
ERR.UTMD.st	Boolean, Byte, <b>Word</b> , Short, Float	Read Only
ERR.VLV.ATERR.st	Boolean, Byte, <b>Word</b> , Short, Float	Read Only
ERR.VLV.BOUT.st	Boolean, Byte, <b>Word</b> , Short, Float	Read Only

### Bit Addressing

The addressing format for bit accessing is ERR.<address name>.st:0-15. For example, ERR.AD1ERR.st:0, ERR.AD1ERR.st:1 etc.

### Input Block Addressing for UP750

The driver supports the following Input Block addresses for UP750. The default data type for each address type is shown in **bold**.

Address Format	Data Types	Access
INPUT.A/M/1	Boolean, Byte, <b>Word</b> , Short, Float	Read Only
INPUT.A/M.2	Boolean, Byte, <b>Word</b> , Short, Float	Read Only
INPUT.ADV	Boolean, Byte, <b>Word</b> , Short, Float	Read Only
INPUT.AIN1	Boolean, Byte, <b>Word</b> , Short, Float	Read Only
INPUT.AIN2	Boolean, Byte, <b>Word</b> , Short, Float	Read Only
INPUT.AIN3	Boolean, Byte, <b>Word</b> , Short, Float	Read Only
INPUT.DP1	Boolean, Byte, <b>Word</b> , Short, Float	Read Only
INPUT.DP2	Boolean, Byte, <b>Word</b> , Short, Float	Read Only
INPUT.HOLD	Boolean, Byte, <b>Word</b> , Short, Float	Read Only
INPUT.LOCAL	Boolean, Byte, <b>Word</b> , Short, Float	Read Only
INPUT.LSP/CAS	Boolean, Byte, <b>Word</b> , Short, Float	Read Only
INPUT.MG1	Boolean, Byte, <b>Word</b> , Short, Float	Read Only
INPUT.MG2	Boolean, Byte, <b>Word</b> , Short, Float	Read Only





INPUT.PTNO.b7	Boolean, Byte, <b>Word</b> , Short, Float	Read Only
INPUT.PTNO.b8	Boolean, Byte, <b>Word</b> , Short, Float	Read Only
INPUT.RESET	Boolean, Byte, <b>Word</b> , Short, Float	Read Only
INPUT.GAIN.1	Boolean, Byte, <b>Word</b> , Short, Float	Read Only
INPUT.PVIN.1	Boolean, Byte, <b>Word</b> , Short, Float	Read Only
INPUT.RSPIN.1	Boolean, Byte, <b>Word</b> , Short, Float	Read Only
INPUT.TRF.1	Boolean, Byte, <b>Word</b> , Short, Float	Read Only
INPUT.TRG.1	Boolean, Byte, <b>Word</b> , Short, Float	Read Only
INPUT.GAIN.2	Boolean, Byte, <b>Word</b> , Short, Float	Read Only
INPUT.PVIN.2	Boolean, Byte, <b>Word</b> , Short, Float	Read Only
INPUT.RSPIN.2	Boolean, Byte, <b>Word</b> , Short, Float	Read Only
INPUT.TRF.2	Boolean, Byte, <b>Word</b> , Short, Float	Read Only
INPUT.TRG.2	Boolean, Byte, <b>Word</b> , Short, Float	Read Only

### Loop Mode Status Addressing for UP750

The driver supports the following Loop Mode status addresses for UP750. The default data type for each address type is shown in **bold**.

**Note:** The driver supports bit access to the following. For more information, refer to Bit Addressing.

Address Format	Data Types	Access
L1MODE.AM1.st	Boolean, Byte, <b>Word</b> , Short, Float	Read Only
L1MODE.AT1.st	Boolean, Byte, <b>Word</b> , Short, Float	Read Only
L1MODE.AUT.st	Boolean, Byte, <b>Word</b> , Short, Float	Read Only
L1MODE.CAS.st	Boolean, Byte, <b>Word</b> , Short, Float	Read Only
L1MODE.MAN.st	Boolean, Byte, <b>Word</b> , Short, Float	Read Only
L1MODE.RL.st	Boolean, Byte, <b>Word</b> , Short, Float	Read Only
L1MODE.RS.st	Boolean, Byte, <b>Word</b> , Short, Float	Read Only
L2MODE.A/M2.st	Boolean, Byte, <b>Word</b> , Short, Float	Read Only
L2MODE.AT2.st	Boolean, Byte, <b>Word</b> , Short, Float	Read Only
L2MODE.R/L2.st	Boolean, Byte, <b>Word</b> , Short, Float	Read Only

### Bit Addressing

The addressing format for bit accessing is L#MODE.<address name>.st:0-15. For example, L1MODE.AM1.st:0, L1MODE.AM1.st:1 etc.

### Linearizer Register Addressing for UP750

The driver supports the following Linearizer Register addresses for UP750. The default data type for each address type is shown in **bold**.

Address Format	Data Types	Access
LINEARIZER.U1	Boolean, Byte, Word, Short, <b>Float</b>	Read/Write
LINEARIZER.U2	Boolean, Byte, Word, Short, <b>Float</b>	Read/Write
LINEARIZER.U3	Boolean, Byte, Word, Short, <b>Float</b>	Read/Write
LINEARIZER.U4	Boolean, Byte, Word, Short, <b>Float</b>	Read/Write
LINEARIZER.U5	Boolean, Byte, Word, Short, <b>Float</b>	Read/Write
LINEARIZER.U6	Boolean, Byte, Word, Short, <b>Float</b>	Read/Write
LINEARIZER.U7	Boolean, Byte, Word, Short, <b>Float</b>	Read/Write
LINEARIZER.U8	Boolean, Byte, Word, Short, <b>Float</b>	Read/Write
LINEARIZER.1.A1	Boolean, Byte, Word, Short, <b>Float</b>	Read/Write
LINEARIZER.1.A10	Boolean, Byte, Word, Short, <b>Float</b>	Read/Write
LINEARIZER.1.A11	Boolean, Byte, Word, Short, <b>Float</b>	Read/Write
LINEARIZER.1.A2	Boolean, Byte, Word, Short, <b>Float</b>	Read/Write
LINEARIZER.1.A3	Boolean, Byte, Word, Short, <b>Float</b>	Read/Write
LINEARIZER.1.A4	Boolean, Byte, Word, Short, <b>Float</b>	Read/Write
LINEARIZER.1.A5	Boolean, Byte, Word, Short, <b>Float</b>	Read/Write

LINEARIZER.1.A6	Boolean, Byte, Word, Short, <b>Float</b>	Read/Write
LINEARIZER.1.A7	Boolean, Byte, Word, Short, <b>Float</b>	Read/Write
LINEARIZER.1.A8	Boolean, Byte, Word, Short, <b>Float</b>	Read/Write
LINEARIZER.1.A9	Boolean, Byte, Word, Short, <b>Float</b>	Read/Write
LINEARIZER.1.B1	Boolean, Byte, Word, Short, <b>Float</b>	Read/Write
LINEARIZER.1.B10	Boolean, Byte, Word, Short, <b>Float</b>	Read/Write
LINEARIZER.1.B11	Boolean, Byte, Word, Short, <b>Float</b>	Read/Write
LINEARIZER.1.B2	Boolean, Byte, Word, Short, <b>Float</b>	Read/Write
LINEARIZER.1.B3	Boolean, Byte, Word, Short, <b>Float</b>	Read/Write
LINEARIZER.1.B4	Boolean, Byte, Word, Short, <b>Float</b>	Read/Write
LINEARIZER.1.B5	Boolean, Byte, Word, Short, <b>Float</b>	Read/Write
LINEARIZER.1.B6	Boolean, Byte, Word, Short, <b>Float</b>	Read/Write
LINEARIZER.1.B7	Boolean, Byte, Word, Short, <b>Float</b>	Read/Write
LINEARIZER.1.B8	Boolean, Byte, Word, Short, <b>Float</b>	Read/Write
LINEARIZER.1.B9	Boolean, Byte, Word, Short, <b>Float</b>	Read/Write
LINEARIZER.1.PMD	<b>Boolean</b>	Read/Write
LINEARIZER.2.A1	Boolean, Byte, Word, Short, <b>Float</b>	Read/Write
LINEARIZER.2.A10	Boolean, Byte, Word, Short, <b>Float</b>	Read/Write
LINEARIZER.2.A11	Boolean, Byte, Word, Short, <b>Float</b>	Read/Write
LINEARIZER.2.A2	Boolean, Byte, Word, Short, <b>Float</b>	Read/Write
LINEARIZER.2.A3	Boolean, Byte, Word, Short, <b>Float</b>	Read/Write
LINEARIZER.2.A4	Boolean, Byte, Word, Short, <b>Float</b>	Read/Write
LINEARIZER.2.A5	Boolean, Byte, Word, Short, <b>Float</b>	Read/Write
LINEARIZER.2.A6	Boolean, Byte, Word, Short, <b>Float</b>	Read/Write
LINEARIZER.2.A7	Boolean, Byte, Word, Short, <b>Float</b>	Read/Write
LINEARIZER.2.A8	Boolean, Byte, Word, Short, <b>Float</b>	Read/Write
LINEARIZER.2.A9	Boolean, Byte, Word, Short, <b>Float</b>	Read/Write
LINEARIZER.2.B1	Boolean, Byte, Word, Short, <b>Float</b>	Read/Write
LINEARIZER.2.B10	Boolean, Byte, Word, Short, <b>Float</b>	Read/Write
LINEARIZER.2.B11	Boolean, Byte, Word, Short, <b>Float</b>	Read/Write
LINEARIZER.2.B2	Boolean, Byte, Word, Short, <b>Float</b>	Read/Write
LINEARIZER.2.B3	Boolean, Byte, Word, Short, <b>Float</b>	Read/Write
LINEARIZER.2.B4	Boolean, Byte, Word, Short, <b>Float</b>	Read/Write
LINEARIZER.2.B5	Boolean, Byte, Word, Short, <b>Float</b>	Read/Write
LINEARIZER.2.B6	Boolean, Byte, Word, Short, <b>Float</b>	Read/Write
LINEARIZER.2.B7	Boolean, Byte, Word, Short, <b>Float</b>	Read/Write
LINEARIZER.2.B8	Boolean, Byte, Word, Short, <b>Float</b>	Read/Write
LINEARIZER.2.B9	Boolean, Byte, Word, Short, <b>Float</b>	Read/Write
LINEARIZER.2.PMD	<b>Boolean</b>	Read/Write

### Control Parameter Addressing for UP750

The driver supports the following Control Parameter addresses for UP750. The default data type for each address type is shown in **bold**.

Address Format	Data Types	Access
CTRLPARAM.EHY1	Boolean, Byte, <b>Word</b> , Short, Float	Read/Write
CTRLPARAM.EHY2	Boolean, Byte, <b>Word</b> , Short, Float	Read/Write
CTRLPARAM.EHY3	Boolean, Byte, <b>Word</b> , Short, Float	Read/Write
CTRLPARAM.EHY4	Boolean, Byte, <b>Word</b> , Short, Float	Read/Write
CTRLPARAM.EHY5	Boolean, Byte, <b>Word</b> , Short, Float	Read/Write
CTRLPARAM.EHY6	Boolean, Byte, <b>Word</b> , Short, Float	Read/Write
CTRLPARAM.EHY7	Boolean, Byte, <b>Word</b> , Short, Float	Read/Write
CTRLPARAM.EHY8	Boolean, Byte, <b>Word</b> , Short, Float	Read/Write
CTRLPARAM.GRP	Boolean, Byte, Word, Short, <b>Float</b>	Read/Write
CTRLPARAM.PNC	Boolean, Byte, <b>Word</b> , Short, Float	Read/Write

CTRLPARAM.PT2.G	Boolean, Byte, <b>Word</b> , Short, Float	Read/Write
CTRLPARAM.R.MD	Boolean, <b>Byte</b> , Word, Short, Float	Read/Write
CTRLPARAM.R.TM	Boolean, <b>Byte</b> , Word, Short, Float	Read/Write
CTRLPARAM.SEG.T	Boolean, Byte, <b>Word</b> , Short, Float	Read/Write
CTRLPARAM.ZON	<b>Boolean</b>	Read/Write
CTRLPARAM.PRG	Boolean, Byte, <b>Word</b> , Short, Float	Read/Write
CTRLPARAM.PT.NO	Boolean, Byte, <b>Word</b> , Short, Float	Read/Write
CTRLPARAM.RUN	Boolean, Byte, <b>Word</b> , Short, Float	Read/Write
CTRLPARAM.AL1.1	Boolean, <b>Byte</b> , Word, Short, Float	Read/Write
CTRLPARAM.AL2.1	Boolean, <b>Byte</b> , Word, Short, Float	Read/Write
CTRLPARAM.AL3.1	Boolean, <b>Byte</b> , Word, Short, Float	Read/Write
CTRLPARAM.AL4.1	Boolean, <b>Byte</b> , Word, Short, Float	Read/Write
CTRLPARAM.AMD.1	Boolean, <b>Byte</b> , Word, Short, Float	Read/Write
CTRLPARAM.AR.1	Boolean, Byte, Word, Short, <b>Float</b>	Read/Write
CTRLPARAM.HY1.1	Boolean, Byte, Word, Short, <b>Float</b>	Read/Write
CTRLPARAM.HY2.1	Boolean, Byte, Word, Short, <b>Float</b>	Read/Write
CTRLPARAM.HY3.1	Boolean, Byte, Word, Short, <b>Float</b>	Read/Write
CTRLPARAM.HY4.1	Boolean, Byte, Word, Short, <b>Float</b>	Read/Write
CTRLPARAM.MOD.1	<b>Boolean</b>	Read/Write
CTRLPARAM.OPR.1	Boolean, Byte, Word, Short, <b>Float</b>	Read/Write
CTRLPARAM.SPH.1	Boolean, Byte, Word, Short, <b>Float</b>	Read/Write
CTRLPARAM.SPL.1	Boolean, Byte, Word, Short, <b>Float</b>	Read/Write
CTRLPARAM.SPT.1	<b>Boolean</b>	Read/Write
CTRLPARAM.TMU.1	<b>Boolean</b>	Read/Write
CTRLPARAM.AR.2	Boolean, Byte, Word, Short, <b>Float</b>	Read/Write
CTRLPARAM.MOD.2	<b>Boolean</b>	Read/Write
CTRLPARAM.OPR.2	Boolean, Byte, Word, Short, <b>Float</b>	Read/Write
CTRLPARAM.SPH.2	Boolean, Byte, Word, Short, <b>Float</b>	Read/Write
CTRLPARAM.SPL.2	Boolean, Byte, Word, Short, <b>Float</b>	Read/Write

### OP Mode Parameter Addressing for UP750

The driver supports the following OP Mode parameter addresses for UP750. The default data type for each address type is shown in **bold**.

Address Format	Data Types	Access
OPMODE.A/M.1	Boolean, Byte, <b>Word</b> , Short, Float	Read/Write
OPMODE.A/M.2	Boolean, Byte, <b>Word</b> , Short, Float	Read/Write
OPMODE.A1	Boolean, Byte, Word, Short, <b>Float</b>	Read/Write
OPMODE.A2	Boolean, Byte, Word, Short, <b>Float</b>	Read/Write
OPMODE.A3	Boolean, Byte, Word, Short, <b>Float</b>	Read/Write
OPMODE.A4	Boolean, Byte, Word, Short, <b>Float</b>	Read/Write
OPMODE.ADV	Boolean, Byte, <b>Word</b> , Short, Float	Read/Write
OPMODE.HOLD	Boolean, Byte, <b>Word</b> , Short, Float	Read/Write
OPMODE.HOLDDSP.1	Boolean, Byte, <b>Word</b> , Short, Float	Read/Write
OPMODE.HOLDDSP.2	Boolean, Byte, <b>Word</b> , Short, Float	Read/Write
OPMODE.HOLDTM	Boolean, Byte, <b>Word</b> , Short, Float	Read/Write
OPMODE.LSP/CAS	Boolean, Byte, <b>Word</b> , Short, Float	Read/Write
OPMODE.PTNO	Boolean, Byte, <b>Word</b> , Short, Float	Read/Write
OPMODE.R/P/L	Boolean, Byte, <b>Word</b> , Short, Float	Read/Write
OPMODE.SST	Boolean, Byte, <b>Word</b> , Short, Float	Read/Write
OPMODE.MOUT.1	Boolean, Byte, <b>Word</b> , Short, Float	Read Only
OPMODE.MOUTc.1	Boolean, Byte, <b>Word</b> , Short, Float	Read Only
OPMODE.MOUT.2	Boolean, Byte, <b>Word</b> , Short, Float	Read Only
OPMODE.MOUTc.2	Boolean, Byte, <b>Word</b> , Short, Float	Read Only



## OP Related Parameter Addressing for UP750

The driver supports the following OP related parameter addresses for UP750. The default data type for each address type is shown in **bold**.

Address Format	Data Types	Access
OPREL.S.TM	Boolean, Byte, <b>Word</b> , Short, Float	Read/Write
OPREL.AT.1	Boolean, <b>Byte</b> , Word, Short, Float	Read/Write
OPREL.BS.1	Boolean, Byte, Word, Short, <b>Float</b>	Read/Write
OPREL.FL.1	Boolean, Byte, <b>Word</b> , Short, Float	Read/Write
OPREL.ORB.1	Boolean, Byte, Word, Short, <b>Float</b>	Read/Write
OPREL.ORH.1	Boolean, Byte, Word, Short, <b>Float</b>	Read/Write
OPREL.ORL.1	Boolean, Byte, Word, Short, <b>Float</b>	Read/Write
OPREL.SC.1	<b>Boolean</b>	Read/Write
OPREL.AT.2	Boolean, <b>Byte</b> , Word, Short, Float	Read/Write
OPREL.BS.2	Boolean, Byte, Word, Short, <b>Float</b>	Read/Write
OPREL.FL.2	Boolean, Byte, <b>Word</b> , Short, Float	Read/Write
OPREL.ORB.2	Boolean, Byte, Word, Short, <b>Float</b>	Read/Write
OPREL.ORH.2	Boolean, Byte, Word, Short, <b>Float</b>	Read/Write
OPREL.ORL.2	Boolean, Byte, Word, Short, <b>Float</b>	Read/Write
OPREL.SC.2	<b>Boolean</b>	Read/Write

## Output Block Addressing for UP750

The driver supports Boolean Output Block addresses for UP750.

Address Format	Data Types	Access
OUTPUT.DO1	Boolean	Read Only
OUTPUT.DO2	Boolean	Read Only
OUTPUT.DO3	Boolean	Read Only
OUTPUT.DO4	Boolean	Read Only
OUTPUT.DO5	Boolean	Read Only
OUTPUT.DO6	Boolean	Read Only
OUTPUT.DO7	Boolean	Read Only
OUTPUT.MO1	Boolean	Read Only
OUTPUT.MO10H	Boolean	Read Only
OUTPUT.MO10L	Boolean	Read Only
OUTPUT.MO11H	Boolean	Read Only
OUTPUT.MO11L	Boolean	Read Only
OUTPUT.MO12H	Boolean	Read Only
OUTPUT.MO12L	Boolean	Read Only
OUTPUT.MO13H	Boolean	Read Only
OUTPUT.MO13L	Boolean	Read Only
OUTPUT.MO14H	Boolean	Read Only
OUTPUT.MO14L	Boolean	Read Only
OUTPUT.MO15H	Boolean	Read Only
OUTPUT.MO15L	Boolean	Read Only
OUTPUT.MO16H	Boolean	Read Only
OUTPUT.MO16L	Boolean	Read Only
OUTPUT.MO17H	Boolean	Read Only
OUTPUT.MO17L	Boolean	Read Only
OUTPUT.MO18H	Boolean	Read Only
OUTPUT.MO18L	Boolean	Read Only
OUTPUT.MO19H	Boolean	Read Only
OUTPUT.MO19L	Boolean	Read Only
OUTPUT.MO1L	Boolean	Read Only
OUTPUT.MO20H	Boolean	Read Only

OUTPUT.MO20L	Boolean	Read Only
OUTPUT.MO21H	Boolean	Read Only
OUTPUT.MO21L	Boolean	Read Only
OUTPUT.MO22H	Boolean	Read Only
OUTPUT.MO22L	Boolean	Read Only
OUTPUT.MO23H	Boolean	Read Only
OUTPUT.MO23L	Boolean	Read Only
OUTPUT.MO24H	Boolean	Read Only
OUTPUT.MO24L	Boolean	Read Only
OUTPUT.MO25H	Boolean	Read Only
OUTPUT.MO25L	Boolean	Read Only
OUTPUT.MO26H	Boolean	Read Only
OUTPUT.MO26L	Boolean	Read Only
OUTPUT.MO27H	Boolean	Read Only
OUTPUT.MO27L	Boolean	Read Only
OUTPUT.MO28H	Boolean	Read Only
OUTPUT.MO28L	Boolean	Read Only
OUTPUT.MO29H	Boolean	Read Only
OUTPUT.MO29L	Boolean	Read Only
OUTPUT.MO2H	Boolean	Read Only
OUTPUT.MO2L	Boolean	Read Only
OUTPUT.MO30H	Boolean	Read Only
OUTPUT.MO30L	Boolean	Read Only
OUTPUT.MO31H	Boolean	Read Only
OUTPUT.MO31L	Boolean	Read Only
OUTPUT.MO32H	Boolean	Read Only
OUTPUT.MO32L	Boolean	Read Only
OUTPUT.MO33H	Boolean	Read Only
OUTPUT.MO33L	Boolean	Read Only
OUTPUT.MO34H	Boolean	Read Only
OUTPUT.MO34L	Boolean	Read Only
OUTPUT.MO35H	Boolean	Read Only
OUTPUT.MO35L	Boolean	Read Only
OUTPUT.MO36H	Boolean	Read Only
OUTPUT.MO36L	Boolean	Read Only
OUTPUT.MO37H	Boolean	Read Only
OUTPUT.MO37L	Boolean	Read Only
OUTPUT.MO38H	Boolean	Read Only
OUTPUT.MO38L	Boolean	Read Only
OUTPUT.MO39H	Boolean	Read Only
OUTPUT.MO39L	Boolean	Read Only
OUTPUT.MO3H	Boolean	Read Only
OUTPUT.MO3L	Boolean	Read Only
OUTPUT.MO40H	Boolean	Read Only
OUTPUT.MO40L	Boolean	Read Only
OUTPUT.MO41H	Boolean	Read Only
OUTPUT.MO41L	Boolean	Read Only
OUTPUT.MO42H	Boolean	Read Only
OUTPUT.MO42L	Boolean	Read Only
OUTPUT.MO43H	Boolean	Read Only
OUTPUT.MO43L	Boolean	Read Only
OUTPUT.MO44H	Boolean	Read Only
OUTPUT.MO44L	Boolean	Read Only
OUTPUT.MO45H	Boolean	Read Only
OUTPUT.MO45L	Boolean	Read Only

OUTPUT.MO46H	Boolean	Read Only
OUTPUT.MO46L	Boolean	Read Only
OUTPUT.MO47H	Boolean	Read Only
OUTPUT.MO47L	Boolean	Read Only
OUTPUT.MO48H	Boolean	Read Only
OUTPUT.MO48L	Boolean	Read Only
OUTPUT.MO49H	Boolean	Read Only
OUTPUT.MO49L	Boolean	Read Only
OUTPUT.MO4H	Boolean	Read Only
OUTPUT.MO4L	Boolean	Read Only
OUTPUT.MO50H	Boolean	Read Only
OUTPUT.MO50L	Boolean	Read Only
OUTPUT.MO5H	Boolean	Read Only
OUTPUT.MO5L	Boolean	Read Only
OUTPUT.MO6H	Boolean	Read Only
OUTPUT.MO6L	Boolean	Read Only
OUTPUT.MO7H	Boolean	Read Only
OUTPUT.MO7L	Boolean	Read Only
OUTPUT.MO8H	Boolean	Read Only
OUTPUT.MO8L	Boolean	Read Only
OUTPUT.MO9H	Boolean	Read Only
OUTPUT.MO9L	Boolean	Read Only
OUTPUT.OUT1A	Boolean	Read Only
OUTPUT.OUT1R	Boolean	Read Only
OUTPUT.OUT2A	Boolean	Read Only
OUTPUT.OUT2R	Boolean	Read Only
OUTPUT.OUT3A	Boolean	Read Only
OUTPUT.R151	Boolean	Read Only
OUTPUT.R152	Boolean	Read Only
OUTPUT.R153	Boolean	Read Only
OUTPUT.R154	Boolean	Read Only
OUTPUT.R155	Boolean	Read Only
OUTPUT.R156	Boolean	Read Only
OUTPUT.R157	Boolean	Read Only
OUTPUT.R158	Boolean	Read Only
OUTPUT.R251	Boolean	Read Only
OUTPUT.R252	Boolean	Read Only
OUTPUT.R253	Boolean	Read Only
OUTPUT.R254	Boolean	Read Only
OUTPUT.R255	Boolean	Read Only
OUTPUT.R256	Boolean	Read Only
OUTPUT.R257	Boolean	Read Only
OUTPUT.R258	Boolean	Read Only
OUTPUT.RET1	Boolean	Read Only
OUTPUT.RET2	Boolean	Read Only
OUTPUT.COUT.1	Boolean	Read Only
OUTPUT.CSP.1	Boolean	Read Only
OUTPUT.HOUT.1	Boolean	Read Only
OUTPUT.OUT.1	Boolean	Read Only
OUTPUT.PV.1	Boolean	Read Only
OUTPUT.COUT.2	Boolean	Read Only
OUTPUT.CSP.2	Boolean	Read Only
OUTPUT.HOUT.2	Boolean	Read Only
OUTPUT.OUT.2	Boolean	Read Only
OUTPUT.PV.2	Boolean	Read Only

## PID Parameters Addressing for UP750

The driver supports the following PID parameters addresses for UP750. The default data type for each address type is shown in **bold**.

Address Format	Data Types	Access
PID.1.D.1	Boolean, Byte, <b>Word</b> , Short, Float	Read/Write
PID.1.DB.1	Boolean, Byte, <b>Word</b> , Short, Float	Read/Write
PID.1.Dc.1	Boolean, Byte, <b>Word</b> , Short, Float	Read/Write
PID.1.DR.1	<b>Boolean</b>	Read/Write
PID.1.H.1	Boolean, Byte, <b>Word</b> , Short, Float	Read/Write
PID.1.Hc.1	Boolean, Byte, <b>Word</b> , Short, Float	Read/Write
PID.1.I.1	Boolean, Byte, <b>Word</b> , Short, Float	Read/Write
PID.1.Ic.1	Boolean, Byte, <b>Word</b> , Short, Float	Read/Write
PID.1.MR.1	Boolean, Byte, Word, Short, <b>Float</b>	Read/Write
PID.1.Oc.1	Boolean, Byte, <b>Word</b> , Short, Float	Read/Write
PID.1.OH.1	Boolean, Byte, Word, Short, <b>Float</b>	Read/Write
PID.1.OL.1	Boolean, Byte, Word, Short, <b>Float</b>	Read/Write
PID.1.P.1	Boolean, Byte, Word, Short, <b>Float</b>	Read/Write
PID.1.Pc.1	Boolean, Byte, <b>Word</b> , Short, Float	Read/Write
PID.1.PO.1	Boolean, Byte, Word, Short, <b>Float</b>	Read/Write
PID.1.RP.1	Boolean, Byte, <b>Word</b> , Short, Float	Read/Write
PID.1.D.2	Boolean, Byte, <b>Word</b> , Short, Float	Read/Write
PID.1.DB.2	Boolean, Byte, <b>Word</b> , Short, Float	Read/Write
PID.1.Dc.2	Boolean, Byte, <b>Word</b> , Short, Float	Read/Write
PID.1.DR.2	<b>Boolean</b>	Read/Write
PID.1.H.2	Boolean, Byte, <b>Word</b> , Short, Float	Read/Write
PID.1.Hc.2	Boolean, Byte, <b>Word</b> , Short, Float	Read/Write
PID.1.I.2	Boolean, Byte, <b>Word</b> , Short, Float	Read/Write
PID.1.Ic.2	Boolean, Byte, <b>Word</b> , Short, Float	Read/Write
PID.1.MR.2	Boolean, Byte, Word, Short, <b>Float</b>	Read/Write
PID.1.Oc.2	Boolean, Byte, <b>Word</b> , Short, Float	Read/Write
PID.1.OH.2	Boolean, Byte, Word, Short, <b>Float</b>	Read/Write
PID.1.OL.2	Boolean, Byte, Word, Short, <b>Float</b>	Read/Write
PID.1.P.2	Boolean, Byte, Word, Short, <b>Float</b>	Read/Write
PID.1.Pc.2	Boolean, Byte, <b>Word</b> , Short, Float	Read/Write
PID.1.PO.2	Boolean, Byte, Word, Short, <b>Float</b>	Read/Write
PID.1.RP.2	Boolean, Byte, <b>Word</b> , Short, Float	Read/Write
PID.2.D.1	Boolean, Byte, <b>Word</b> , Short, Float	Read/Write
PID.2.DB.1	Boolean, Byte, <b>Word</b> , Short, Float	Read/Write
PID.2.Dc.1	Boolean, Byte, <b>Word</b> , Short, Float	Read/Write
PID.2.DR.1	<b>Boolean</b>	Read/Write
PID.2.H.1	Boolean, Byte, <b>Word</b> , Short, Float	Read/Write
PID.2.Hc.1	Boolean, Byte, <b>Word</b> , Short, Float	Read/Write
PID.2.I.1	Boolean, Byte, <b>Word</b> , Short, Float	Read/Write
PID.2.Ic.1	Boolean, Byte, <b>Word</b> , Short, Float	Read/Write
PID.2.MR.1	Boolean, Byte, Word, Short, <b>Float</b>	Read/Write
PID.2.Oc.1	Boolean, Byte, <b>Word</b> , Short, Float	Read/Write
PID.2.OH.1	Boolean, Byte, Word, Short, <b>Float</b>	Read/Write
PID.2.OL.1	Boolean, Byte, Word, Short, <b>Float</b>	Read/Write
PID.2.P.1	Boolean, Byte, Word, Short, <b>Float</b>	Read/Write
PID.2.Pc.1	Boolean, Byte, <b>Word</b> , Short, Float	Read/Write
PID.2.PO.1	Boolean, Byte, Word, Short, <b>Float</b>	Read/Write
PID.2.RP.1	Boolean, Byte, <b>Word</b> , Short, Float	Read/Write
PID.2.D.2	Boolean, Byte, <b>Word</b> , Short, Float	Read/Write
PID.2.DB.2	Boolean, Byte, <b>Word</b> , Short, Float	Read/Write

PID.2.Dc.2	Boolean, Byte, <b>Word</b> , Short, Float	Read/Write
PID.2.DR.2	<b>Boolean</b>	Read/Write
PID.2.H.2	Boolean, Byte, <b>Word</b> , Short, Float	Read/Write
PID.2.Hc.2	Boolean, Byte, <b>Word</b> , Short, Float	Read/Write
PID.2.I.2	Boolean, Byte, <b>Word</b> , Short, Float	Read/Write
PID.2.Ic.2	Boolean, Byte, <b>Word</b> , Short, Float	Read/Write
PID.2.MR.2	Boolean, Byte, Word, Short, <b>Float</b>	Read/Write
PID.2.Oc.2	Boolean, Byte, <b>Word</b> , Short, Float	Read/Write
PID.2.OH.2	Boolean, Byte, Word, Short, <b>Float</b>	Read/Write
PID.2.OL.2	Boolean, Byte, Word, Short, <b>Float</b>	Read/Write
PID.2.P.2	Boolean, Byte, Word, Short, <b>Float</b>	Read/Write
PID.2.Pc.2	Boolean, Byte, <b>Word</b> , Short, Float	Read/Write
PID.2.PO.2	Boolean, Byte, Word, Short, <b>Float</b>	Read/Write
PID.2.RP.2	Boolean, Byte, <b>Word</b> , Short, Float	Read/Write
PID.3.D.1	Boolean, Byte, <b>Word</b> , Short, Float	Read/Write
PID.3.DB.1	Boolean, Byte, <b>Word</b> , Short, Float	Read/Write
PID.3.Dc.1	Boolean, Byte, <b>Word</b> , Short, Float	Read/Write
PID.3.DR.1	<b>Boolean</b>	Read/Write
PID.3.H.1	Boolean, Byte, <b>Word</b> , Short, Float	Read/Write
PID.3.Hc.1	Boolean, Byte, <b>Word</b> , Short, Float	Read/Write
PID.3.I.1	Boolean, Byte, <b>Word</b> , Short, Float	Read/Write
PID.3.Ic.1	Boolean, Byte, <b>Word</b> , Short, Float	Read/Write
PID.3.MR.1	Boolean, Byte, Word, Short, <b>Float</b>	Read/Write
PID.3.Oc.1	Boolean, Byte, <b>Word</b> , Short, Float	Read/Write
PID.3.OH.1	Boolean, Byte, Word, Short, <b>Float</b>	Read/Write
PID.3.OL.1	Boolean, Byte, Word, Short, <b>Float</b>	Read/Write
PID.3.P.1	Boolean, Byte, Word, Short, <b>Float</b>	Read/Write
PID.3.Pc.1	Boolean, Byte, <b>Word</b> , Short, Float	Read/Write
PID.3.PO.1	Boolean, Byte, Word, Short, <b>Float</b>	Read/Write
PID.3.RP.1	Boolean, Byte, <b>Word</b> , Short, Float	Read/Write
PID.3.D.2	Boolean, Byte, <b>Word</b> , Short, Float	Read/Write
PID.3.DB.2	Boolean, Byte, <b>Word</b> , Short, Float	Read/Write
PID.3.Dc.2	Boolean, Byte, <b>Word</b> , Short, Float	Read/Write
PID.3.DR.2	<b>Boolean</b>	Read/Write
PID.3.H.2	Boolean, Byte, <b>Word</b> , Short, Float	Read/Write
PID.3.Hc.2	Boolean, Byte, <b>Word</b> , Short, Float	Read/Write
PID.3.I.2	Boolean, Byte, <b>Word</b> , Short, Float	Read/Write
PID.3.Ic.2	Boolean, Byte, <b>Word</b> , Short, Float	Read/Write
PID.3.MR.2	Boolean, Byte, Word, Short, <b>Float</b>	Read/Write
PID.3.Oc.2	Boolean, Byte, <b>Word</b> , Short, Float	Read/Write
PID.3.OH.2	Boolean, Byte, Word, Short, <b>Float</b>	Read/Write
PID.3.OL.2	Boolean, Byte, Word, Short, <b>Float</b>	Read/Write
PID.3.P.2	Boolean, Byte, Word, Short, <b>Float</b>	Read/Write
PID.3.Pc.2	Boolean, Byte, <b>Word</b> , Short, Float	Read/Write
PID.3.PO.2	Boolean, Byte, Word, Short, <b>Float</b>	Read/Write
PID.3.RP.2	Boolean, Byte, <b>Word</b> , Short, Float	Read/Write
PID.4.D.1	Boolean, Byte, <b>Word</b> , Short, Float	Read/Write
PID.4.DB.1	Boolean, Byte, <b>Word</b> , Short, Float	Read/Write
PID.4.Dc.1	Boolean, Byte, <b>Word</b> , Short, Float	Read/Write
PID.4.DR.1	<b>Boolean</b>	Read/Write
PID.4.H.1	Boolean, Byte, <b>Word</b> , Short, Float	Read/Write
PID.4.Hc.1	Boolean, Byte, <b>Word</b> , Short, Float	Read/Write
PID.4.I.1	Boolean, Byte, <b>Word</b> , Short, Float	Read/Write
PID.4.Ic.1	Boolean, Byte, <b>Word</b> , Short, Float	Read/Write
PID.4.MR.1	Boolean, Byte, Word, Short, <b>Float</b>	Read/Write

PID.4.Oc.1	Boolean, Byte, <b>Word</b> , Short, Float	Read/Write
PID.4.OH.1	Boolean, Byte, Word, Short, <b>Float</b>	Read/Write
PID.4.OL.1	Boolean, Byte, Word, Short, <b>Float</b>	Read/Write
PID.4.P.1	Boolean, Byte, Word, Short, <b>Float</b>	Read/Write
PID.4.Pc.1	Boolean, Byte, <b>Word</b> , Short, Float	Read/Write
PID.4.PO.1	Boolean, Byte, Word, Short, <b>Float</b>	Read/Write
PID.4.RP.1	Boolean, Byte, <b>Word</b> , Short, Float	Read/Write
PID.4.D.2	Boolean, Byte, <b>Word</b> , Short, Float	Read/Write
PID.4.DB.2	Boolean, Byte, <b>Word</b> , Short, Float	Read/Write
PID.4.Dc.2	Boolean, Byte, <b>Word</b> , Short, Float	Read/Write
PID.4.DR.2	<b>Boolean</b>	Read/Write
PID.4.H.2	Boolean, Byte, <b>Word</b> , Short, Float	Read/Write
PID.4.Hc.2	Boolean, Byte, <b>Word</b> , Short, Float	Read/Write
PID.4.I.2	Boolean, Byte, <b>Word</b> , Short, Float	Read/Write
PID.4.Ic.2	Boolean, Byte, <b>Word</b> , Short, Float	Read/Write
PID.4.MR.2	Boolean, Byte, Word, Short, <b>Float</b>	Read/Write
PID.4.Oc.2	Boolean, Byte, <b>Word</b> , Short, Float	Read/Write
PID.4.OH.2	Boolean, Byte, Word, Short, <b>Float</b>	Read/Write
PID.4.OL.2	Boolean, Byte, Word, Short, <b>Float</b>	Read/Write
PID.4.P.2	Boolean, Byte, Word, Short, <b>Float</b>	Read/Write
PID.4.Pc.2	Boolean, Byte, <b>Word</b> , Short, Float	Read/Write
PID.4.PO.2	Boolean, Byte, Word, Short, <b>Float</b>	Read/Write
PID.4.RP.2	Boolean, Byte, <b>Word</b> , Short, Float	Read/Write
PID.5.D.1	Boolean, Byte, <b>Word</b> , Short, Float	Read/Write
PID.5.DB.1	Boolean, Byte, <b>Word</b> , Short, Float	Read/Write
PID.5.Dc.1	Boolean, Byte, <b>Word</b> , Short, Float	Read/Write
PID.5.DR.1	<b>Boolean</b>	Read/Write
PID.5.H.1	Boolean, Byte, <b>Word</b> , Short, Float	Read/Write
PID.5.Hc.1	Boolean, Byte, <b>Word</b> , Short, Float	Read/Write
PID.5.I.1	Boolean, Byte, <b>Word</b> , Short, Float	Read/Write
PID.5.Ic.1	Boolean, Byte, <b>Word</b> , Short, Float	Read/Write
PID.5.MR.1	Boolean, Byte, Word, Short, <b>Float</b>	Read/Write
PID.5.Oc.1	Boolean, Byte, <b>Word</b> , Short, Float	Read/Write
PID.5.OH.1	Boolean, Byte, Word, Short, <b>Float</b>	Read/Write
PID.5.OL.1	Boolean, Byte, Word, Short, <b>Float</b>	Read/Write
PID.5.P.1	Boolean, Byte, Word, Short, <b>Float</b>	Read/Write
PID.5.Pc.1	Boolean, Byte, <b>Word</b> , Short, Float	Read/Write
PID.5.PO.1	Boolean, Byte, Word, Short, <b>Float</b>	Read/Write
PID.5.RP.1	Boolean, Byte, <b>Word</b> , Short, Float	Read/Write
PID.5.D.2	Boolean, Byte, <b>Word</b> , Short, Float	Read/Write
PID.5.DB.2	Boolean, Byte, <b>Word</b> , Short, Float	Read/Write
PID.5.Dc.2	Boolean, Byte, <b>Word</b> , Short, Float	Read/Write
PID.5.DR.2	<b>Boolean</b>	Read/Write
PID.5.H.2	Boolean, Byte, <b>Word</b> , Short, Float	Read/Write
PID.5.Hc.2	Boolean, Byte, <b>Word</b> , Short, Float	Read/Write
PID.5.I.2	Boolean, Byte, <b>Word</b> , Short, Float	Read/Write
PID.5.Ic.2	Boolean, Byte, <b>Word</b> , Short, Float	Read/Write
PID.5.MR.2	Boolean, Byte, Word, Short, <b>Float</b>	Read/Write
PID.5.Oc.2	Boolean, Byte, <b>Word</b> , Short, Float	Read/Write
PID.5.OH.2	Boolean, Byte, Word, Short, <b>Float</b>	Read/Write
PID.5.OL.2	Boolean, Byte, Word, Short, <b>Float</b>	Read/Write
PID.5.P.2	Boolean, Byte, Word, Short, <b>Float</b>	Read/Write
PID.5.Pc.2	Boolean, Byte, <b>Word</b> , Short, Float	Read/Write
PID.5.PO.2	Boolean, Byte, Word, Short, <b>Float</b>	Read/Write
PID.5.RP.2	Boolean, Byte, <b>Word</b> , Short, Float	Read/Write



PID.7.I.2	Boolean, Byte, <b>Word</b> , Short, Float	Read/Write
PID.7.Ic.2	Boolean, Byte, <b>Word</b> , Short, Float	Read/Write
PID.7.MR.2	Boolean, Byte, Word, Short, <b>Float</b>	Read/Write
PID.7.Oc.2	Boolean, Byte, <b>Word</b> , Short, Float	Read/Write
PID.7.OH.2	Boolean, Byte, Word, Short, <b>Float</b>	Read/Write
PID.7.OL.2	Boolean, Byte, Word, Short, <b>Float</b>	Read/Write
PID.7.P.2	Boolean, Byte, Word, Short, <b>Float</b>	Read/Write
PID.7.Pc.2	Boolean, Byte, <b>Word</b> , Short, Float	Read/Write
PID.7.PO.2	Boolean, Byte, Word, Short, <b>Float</b>	Read/Write
PID.8.D.1	Boolean, Byte, <b>Word</b> , Short, Float	Read/Write
PID.8.DB.1	Boolean, Byte, <b>Word</b> , Short, Float	Read/Write
PID.8.Dc.1	Boolean, Byte, <b>Word</b> , Short, Float	Read/Write
PID.8.DR.1	<b>Boolean</b>	Read/Write
PID.8.H.1	Boolean, Byte, <b>Word</b> , Short, Float	Read/Write
PID.8.Hc.1	Boolean, Byte, <b>Word</b> , Short, Float	Read/Write
PID.8.I.1	Boolean, Byte, <b>Word</b> , Short, Float	Read/Write
PID.8.Ic.1	Boolean, Byte, <b>Word</b> , Short, Float	Read/Write
PID.8.MR.1	Boolean, Byte, Word, Short, <b>Float</b>	Read/Write
PID.8.Oc.1	Boolean, Byte, <b>Word</b> , Short, Float	Read/Write
PID.8.OH.1	Boolean, Byte, Word, Short, <b>Float</b>	Read/Write
PID.8.OL.1	Boolean, Byte, Word, Short, <b>Float</b>	Read/Write
PID.8.P.1	Boolean, Byte, Word, Short, <b>Float</b>	Read/Write
PID.8.Pc.1	Boolean, Byte, <b>Word</b> , Short, Float	Read/Write
PID.8.PO.1	Boolean, Byte, Word, Short, <b>Float</b>	Read/Write
PID.8.D.2	Boolean, Byte, <b>Word</b> , Short, Float	Read/Write
PID.8.DB.2	Boolean, Byte, <b>Word</b> , Short, Float	Read/Write
PID.8.Dc.2	Boolean, Byte, <b>Word</b> , Short, Float	Read/Write
PID.8.DR.2	<b>Boolean</b>	Read/Write
PID.8.H.2	Boolean, Byte, <b>Word</b> , Short, Float	Read/Write
PID.8.Hc.2	Boolean, Byte, <b>Word</b> , Short, Float	Read/Write
PID.8.I.2	Boolean, Byte, <b>Word</b> , Short, Float	Read/Write
PID.8.Ic.2	Boolean, Byte, <b>Word</b> , Short, Float	Read/Write
PID.8.MR.2	Boolean, Byte, Word, Short, <b>Float</b>	Read/Write
PID.8.Oc.2	Boolean, Byte, <b>Word</b> , Short, Float	Read/Write
PID.8.OH.2	Boolean, Byte, Word, Short, <b>Float</b>	Read/Write
PID.8.OL.2	Boolean, Byte, Word, Short, <b>Float</b>	Read/Write
PID.8.P.2	Boolean, Byte, Word, Short, <b>Float</b>	Read/Write
PID.8.Pc.2	Boolean, Byte, <b>Word</b> , Short, Float	Read/Write
PID.8.PO.2	Boolean, Byte, Word, Short, <b>Float</b>	Read/Write
PID.RDV.2	Boolean, Byte, <b>Word</b> , Short, Float	Read/Write
PID.RDV.1	Boolean, Byte, <b>Word</b> , Short, Float	Read/Write
PID.RHY.2	Boolean, Byte, <b>Word</b> , Short, Float	Read/Write

### Status Addressing for UP750

The driver supports Boolean status addresses for UP750.

Address Format	Data Types	Access
STATUS.ALO11.st	Boolean	Read Only
STATUS.ALO12.st	Boolean	Read Only
STATUS.ALO13.st	Boolean	Read Only
STATUS.ALO14.st	Boolean	Read Only
STATUS.AT2.st	Boolean	Read Only
STATUS.AUT/MAN.st	Boolean	Read Only
STATUS.DEV1-.st	Boolean	Read Only
STATUS.DEV1+.st	Boolean	Read Only



STATUS.DEV1Z.st	Boolean	Read Only
STATUS.DEV2-.st	Boolean	Read Only
STATUS.DEV2+.st	Boolean	Read Only
STATUS.DEV2Z.st	Boolean	Read Only
STATUS.DI1.st	Boolean	Read Only
STATUS.DI2.st	Boolean	Read Only
STATUS.DI3.st	Boolean	Read Only
STATUS.DI4.st	Boolean	Read Only
STATUS.DI5.st	Boolean	Read Only
STATUS.DI6.st	Boolean	Read Only
STATUS.DI7.st	Boolean	Read Only
STATUS.DP1.st	Boolean	Read Only
STATUS.DP2.st	Boolean	Read Only
STATUS.HOLD.st	Boolean	Read Only
STATUS.LOCAL.st	Boolean	Read Only
STATUS.MG1.st	Boolean	Read Only
STATUS.MG2.st	Boolean	Read Only
STATUS.MG3.st	Boolean	Read Only
STATUS.MG4.st	Boolean	Read Only
STATUS.PIDNO1.0.st	Boolean	Read Only
STATUS.PIDNO1.1.st	Boolean	Read Only
STATUS.PIDNO1.2.st	Boolean	Read Only
STATUS.PIDNO2.0.st	Boolean	Read Only
STATUS.PROG.st	Boolean	Read Only
STATUS.PV01.st	Boolean	Read Only
STATUS.PV02.st	Boolean	Read Only
STATUS.PV03.st	Boolean	Read Only
STATUS.PV04.st	Boolean	Read Only
STATUS.PV05.st	Boolean	Read Only
STATUS.PV06.st	Boolean	Read Only
STATUS.PV07.st	Boolean	Read Only
STATUS.PV08.st	Boolean	Read Only
STATUS.RDI101.st	Boolean	Read Only
STATUS.RDI102.st	Boolean	Read Only
STATUS.RDI103.st	Boolean	Read Only
STATUS.RDI104.st	Boolean	Read Only
STATUS.RDI105.st	Boolean	Read Only
STATUS.RDI106.st	Boolean	Read Only
STATUS.RDI107.st	Boolean	Read Only
STATUS.RDI108.st	Boolean	Read Only
STATUS.RDI201.st	Boolean	Read Only
STATUS.RDI202.st	Boolean	Read Only
STATUS.RDI203.st	Boolean	Read Only
STATUS.RDI204.st	Boolean	Read Only
STATUS.RDI205.st	Boolean	Read Only
STATUS.RDI206.st	Boolean	Read Only
STATUS.RDI207.st	Boolean	Read Only
STATUS.RDI208.st	Boolean	Read Only
STATUS.REMLCL2.st	Boolean	Read Only
STATUS.RESET.st	Boolean	Read Only
STATUS.WAIT.st	Boolean	Read Only
ALRMST.ALM11.st	Boolean	Read Only
ALRMST.ALM12.st	Boolean	Read Only
ALRMST.ALM13.st	Boolean	Read Only
ALRMST.ALM14.st	Boolean	Read Only

ALRMST.ALM21.st	Boolean	Read Only
ALRMST.ALM22.st	Boolean	Read Only
ALRMST.ALM23.st	Boolean	Read Only
ALRMST.ALM24.st	Boolean	Read Only
ALRMST.OR1.st	Boolean	Read Only
ALRMST.OR2.st	Boolean	Read Only
OFFSTATUS.A/M1.off	Boolean	Read Only
OFFSTATUS.A/M2.off	Boolean	Read Only
OFFSTATUS.AD1BO.off	Boolean	Read Only
OFFSTATUS.AD1ERR.off	Boolean	Read Only
OFFSTATUS.AD2BO.off	Boolean	Read Only
OFFSTATUS.AD2ERR.off	Boolean	Read Only
OFFSTATUS.AD3BO.off	Boolean	Read Only
OFFSTATUS.AD3ERR.off	Boolean	Read Only
OFFSTATUS.ALM11.off	Boolean	Read Only
OFFSTATUS.ALM12.off	Boolean	Read Only
OFFSTATUS.ALM13.off	Boolean	Read Only
OFFSTATUS.ALM14.off	Boolean	Read Only
OFFSTATUS.ALM21.off	Boolean	Read Only
OFFSTATUS.ALM22.off	Boolean	Read Only
OFFSTATUS.ALM23.off	Boolean	Read Only
OFFSTATUS.ALM24.off	Boolean	Read Only
OFFSTATUS.AT1.off	Boolean	Read Only
OFFSTATUS.AT1ERR.off	Boolean	Read Only
OFFSTATUS.AT2.off	Boolean	Read Only
OFFSTATUS.AT2ERR.off	Boolean	Read Only
OFFSTATUS.AUT.off	Boolean	Read Only
OFFSTATUS.C.RSP1ADC.off	Boolean	Read Only
OFFSTATUS.C.RSP1BO.off	Boolean	Read Only
OFFSTATUS.C.RSP2ADC.off	Boolean	Read Only
OFFSTATUS.C.RSP2BO.off	Boolean	Read Only
OFFSTATUS.CALB.E.off	Boolean	Read Only
OFFSTATUS.CAS.off	Boolean	Read Only
OFFSTATUS.DI1.off	Boolean	Read Only
OFFSTATUS.DI2.off	Boolean	Read Only
OFFSTATUS.DI3.off	Boolean	Read Only
OFFSTATUS.DI4.off	Boolean	Read Only
OFFSTATUS.DI5.off	Boolean	Read Only
OFFSTATUS.DI6.off	Boolean	Read Only
OFFSTATUS.DI7.off	Boolean	Read Only
OFFSTATUS.DP1.off	Boolean	Read Only
OFFSTATUS.DP2.off	Boolean	Read Only
OFFSTATUS.MAN.off	Boolean	Read Only
OFFSTATUS.MG1.off	Boolean	Read Only
OFFSTATUS.MG2.off	Boolean	Read Only
OFFSTATUS.MG3.off	Boolean	Read Only
OFFSTATUS.MG4.off	Boolean	Read Only
OFFSTATUS.MODE.E.off	Boolean	Read Only
OFFSTATUS.OR1.off	Boolean	Read Only
OFFSTATUS.OR2.off	Boolean	Read Only
OFFSTATUS.PARA.E.off	Boolean	Read Only
OFFSTATUS.PV1+over.off	Boolean	Read Only
OFFSTATUS.PV1ADC.off	Boolean	Read Only
OFFSTATUS.PV1BO.off	Boolean	Read Only
OFFSTATUS.PV1-over.off	Boolean	Read Only

OFFSTATUS.PV2+over.off	Boolean	Read Only
OFFSTATUS.PV2ADC.off	Boolean	Read Only
OFFSTATUS.PV2BO.off	Boolean	Read Only
OFFSTATUS.PV2-over.off	Boolean	Read Only
OFFSTATUS.R/L.off	Boolean	Read Only
OFFSTATUS.R/L2.off	Boolean	Read Only
OFFSTATUS.R/S.off	Boolean	Read Only
OFFSTATUS.RANGE.off	Boolean	Read Only
OFFSTATUS.RDI101.off	Boolean	Read Only
OFFSTATUS.RDI102.off	Boolean	Read Only
OFFSTATUS.RDI103.off	Boolean	Read Only
OFFSTATUS.RDI104.off	Boolean	Read Only
OFFSTATUS.RDI105.off	Boolean	Read Only
OFFSTATUS.RDI106.off	Boolean	Read Only
OFFSTATUS.RDI107.off	Boolean	Read Only
OFFSTATUS.RDI108.off	Boolean	Read Only
OFFSTATUS.RDI201.off	Boolean	Read Only
OFFSTATUS.RDI202.off	Boolean	Read Only
OFFSTATUS.RDI203.off	Boolean	Read Only
OFFSTATUS.RDI204.off	Boolean	Read Only
OFFSTATUS.RDI205.off	Boolean	Read Only
OFFSTATUS.RDI206.off	Boolean	Read Only
OFFSTATUS.RDI207.off	Boolean	Read Only
OFFSTATUS.RDI208.off	Boolean	Read Only
OFFSTATUS.RJC1ERR.off	Boolean	Read Only
OFFSTATUS.RJC2ERR.off	Boolean	Read Only
OFFSTATUS.RSP1ADC.off	Boolean	Read Only
OFFSTATUS.RSP1BO.off	Boolean	Read Only
OFFSTATUS.RSP2ADC.off	Boolean	Read Only
OFFSTATUS.RSP2BO.off	Boolean	Read Only
OFFSTATUS.SETUP.off	Boolean	Read Only
OFFSTATUS.SYSTEM.E.off	Boolean	Read Only
OFFSTATUS.USER.E.off	Boolean	Read Only
OFFSTATUS.UTMD.off	Boolean	Read Only
OFFSTATUS.VLV.ATERR.off	Boolean	Read Only
OFFSTATUS.VLV.BOUT.off	Boolean	Read Only
ONSTATUS.A/M1.on	Boolean	Read Only
ONSTATUS.A/M2.on	Boolean	Read Only
ONSTATUS.AD1BO.on	Boolean	Read Only
ONSTATUS.AD1ERR.on	Boolean	Read Only
ONSTATUS.AD2BO.on	Boolean	Read Only
ONSTATUS.AD2ERR.on	Boolean	Read Only
ONSTATUS.AD3BO.on	Boolean	Read Only
ONSTATUS.AD3ERR.on	Boolean	Read Only
ONSTATUS.ALM11.on	Boolean	Read Only
ONSTATUS.ALM12.on	Boolean	Read Only
ONSTATUS.ALM13.on	Boolean	Read Only
ONSTATUS.ALM14.on	Boolean	Read Only
ONSTATUS.ALM21.on	Boolean	Read Only
ONSTATUS.ALM22.on	Boolean	Read Only
ONSTATUS.ALM23.on	Boolean	Read Only
ONSTATUS.ALM24.on	Boolean	Read Only
ONSTATUS.AT1.on	Boolean	Read Only
ONSTATUS.AT1ERR.on	Boolean	Read Only
ONSTATUS.AT2.on	Boolean	Read Only

ONSTATUS.AT2ERR.on	Boolean	Read Only
ONSTATUS.AUT.on	Boolean	Read Only
ONSTATUS.C.RSP1ADC.on	Boolean	Read Only
ONSTATUS.C.RSP1BO.on	Boolean	Read Only
ONSTATUS.C.RSP2ADC.on	Boolean	Read Only
ONSTATUS.C.RSP2BO.on	Boolean	Read Only
ONSTATUS.CALB.E.on	Boolean	Read Only
ONSTATUS.CAS.on	Boolean	Read Only
ONSTATUS.DI1.on	Boolean	Read Only
ONSTATUS.DI2.on	Boolean	Read Only
ONSTATUS.DI3.on	Boolean	Read Only
ONSTATUS.DI4.on	Boolean	Read Only
ONSTATUS.DI5.on	Boolean	Read Only
ONSTATUS.DI6.on	Boolean	Read Only
ONSTATUS.DI7.on	Boolean	Read Only
ONSTATUS.DP1.on	Boolean	Read Only
ONSTATUS.DP2.on	Boolean	Read Only
ONSTATUS.MAN.on	Boolean	Read Only
ONSTATUS.MG1.on	Boolean	Read Only
ONSTATUS.MG2.on	Boolean	Read Only
ONSTATUS.MG3.on	Boolean	Read Only
ONSTATUS.MG4.on	Boolean	Read Only
ONSTATUS.MODE.E.on	Boolean	Read Only
ONSTATUS.OR1.on	Boolean	Read Only
ONSTATUS.OR2.on	Boolean	Read Only
ONSTATUS.PARA.E.on	Boolean	Read Only
ONSTATUS.PV1+over.on	Boolean	Read Only
ONSTATUS.PV1ADC.on	Boolean	Read Only
ONSTATUS.PV1BO.on	Boolean	Read Only
ONSTATUS.PV1-over.on	Boolean	Read Only
ONSTATUS.PV2+over.on	Boolean	Read Only
ONSTATUS.PV2ADC.on	Boolean	Read Only
ONSTATUS.PV2BO.on	Boolean	Read Only
ONSTATUS.PV2-over.on	Boolean	Read Only
ONSTATUS.R/L.on	Boolean	Read Only
ONSTATUS.R/L2.on	Boolean	Read Only
ONSTATUS.RANGE.on	Boolean	Read Only
ONSTATUS.RDI101.on	Boolean	Read Only
ONSTATUS.RDI102.on	Boolean	Read Only
ONSTATUS.RDI103.on	Boolean	Read Only
ONSTATUS.RDI104.on	Boolean	Read Only
ONSTATUS.RDI105.on	Boolean	Read Only
ONSTATUS.RDI106.on	Boolean	Read Only
ONSTATUS.RDI107.on	Boolean	Read Only
ONSTATUS.RDI108.on	Boolean	Read Only
ONSTATUS.RDI201.on	Boolean	Read Only
ONSTATUS.RDI202.on	Boolean	Read Only
ONSTATUS.RDI203.on	Boolean	Read Only
ONSTATUS.RDI204.on	Boolean	Read Only
ONSTATUS.RDI205.on	Boolean	Read Only
ONSTATUS.RDI206.on	Boolean	Read Only
ONSTATUS.RDI207.on	Boolean	Read Only
ONSTATUS.RDI208.on	Boolean	Read Only
ONSTATUS.RJC1ERR.on	Boolean	Read Only
ONSTATUS.RJC2ERR.on	Boolean	Read Only

ONSTATUS.RS.on	Boolean	Read Only
ONSTATUS.RSP1ADC.on	Boolean	Read Only
ONSTATUS.RSP1BO.on	Boolean	Read Only
ONSTATUS.RSP2ADC.on	Boolean	Read Only
ONSTATUS.RSP2BO.on	Boolean	Read Only
ONSTATUS.SETUP.on	Boolean	Read Only
ONSTATUS.SYSTEM.E.on	Boolean	Read Only
ONSTATUS.USER.E.on	Boolean	Read Only
ONSTATUS.UTMD.on	Boolean	Read Only
ONSTATUS.VLV.ATERR.on	Boolean	Read Only
ONSTATUS.VLV.BOUT.on	Boolean	Read Only
STATUS.PIDNO2.1.st	Boolean	Read Only
STATUS.PIDNO2.2.st	Boolean	Read Only
STATUS.PIDNO1.3.st	Boolean	Read Only
STATUS.PIDNO2.3.st	Boolean	Read Only
STATUS.PTNO.0.st	Boolean	Read Only
STATUS.PTNO.1.st	Boolean	Read Only
STATUS.PTNO.2.st	Boolean	Read Only
STATUS.PTNO.3.st	Boolean	Read Only
STATUS.PTNO.4.st	Boolean	Read Only

### Process Parameters Addressing for UP750

The driver supports the following Process parameter addresses for UP750. The default data type for each address type is shown in **bold**.

Address Format	Data Types	Access
PROCESS.ADERROR	Boolean, Byte, <b>Word</b> , Short, Float	Read Only
PROCESS.ALM	Boolean, Byte, <b>Word</b> , Short, Float	Read Only
PROCESS.ALOSTS	Boolean, Byte, <b>Word</b> , Short, Float	Read Only
PROCESS.DISP1	Boolean, Byte, <b>Word</b> , Short, Float	Read Only
PROCESS.DISP2	Boolean, Byte, <b>Word</b> , Short, Float	Read Only
PROCESS.DISTS	Boolean, Byte, <b>Word</b> , Short, Float	Read Only
PROCESS.ERROR.1	Boolean, Byte, <b>Word</b> , Short, Float	Read Only
PROCESS.EV21A	Boolean, Byte, Word, Short, <b>Float</b>	Read/Write
PROCESS.EV21B	Boolean, Byte, Word, Short, <b>Float</b>	Read/Write
PROCESS.EV22A	Boolean, Byte, Word, Short, <b>Float</b>	Read/Write
PROCESS.EV22B	Boolean, Byte, Word, Short, <b>Float</b>	Read/Write
PROCESS.EV23A	Boolean, Byte, Word, Short, <b>Float</b>	Read/Write
PROCESS.EV23B	Boolean, Byte, Word, Short, <b>Float</b>	Read/Write
PROCESS.EV24A	Boolean, Byte, Word, Short, <b>Float</b>	Read/Write
PROCESS.EV24B	Boolean, Byte, Word, Short, <b>Float</b>	Read/Write
PROCESS.EV25A	Boolean, Byte, Word, Short, <b>Float</b>	Read/Write
PROCESS.EV25B	Boolean, Byte, Word, Short, <b>Float</b>	Read/Write
PROCESS.EV26A	Boolean, Byte, Word, Short, <b>Float</b>	Read/Write
PROCESS.EV26B	Boolean, Byte, Word, Short, <b>Float</b>	Read/Write
PROCESS.EV27A	Boolean, Byte, Word, Short, <b>Float</b>	Read/Write
PROCESS.EV27B	Boolean, Byte, Word, Short, <b>Float</b>	Read/Write
PROCESS.EV28A	Boolean, Byte, Word, Short, <b>Float</b>	Read/Write
PROCESS.EV28B	Boolean, Byte, Word, Short, <b>Float</b>	Read/Write
PROCESS.LSP1	Boolean, Byte, Word, Short, <b>Float</b>	Read/Write
PROCESS.LSP2	Boolean, Byte, Word, Short, <b>Float</b>	Read/Write
PROCESS.PARAERR	Boolean, Byte, <b>Word</b> , Short, Float	Read Only
PROCESS.PIDNO	Boolean, Byte, <b>Word</b> , Short, Float	Read/Write
PROCESS.PTN	Boolean, Byte, <b>Word</b> , Short, Float	Read Only
PROCESS.PVEV	Boolean, Byte, <b>Word</b> , Short, Float	Read Only

PROCESS.RDISTS	Boolean, Byte, <b>Word</b> , Short, Float	Read Only
PROCESS.SEGNO	Boolean, Byte, <b>Word</b> , Short, Float	Read Only
PROCESS.SMEC	Boolean, Byte, <b>Word</b> , Short, Float	Read Only
PROCESS.TIME	Boolean, Byte, <b>Word</b> , Short, Float	Read Only
PROCESS.TMEV1	Boolean, Byte, <b>Word</b> , Short, Float	Read Only
PROCESS.TMEV2	Boolean, Byte, <b>Word</b> , Short, Float	Read Only
PROCESS.COUT.1	Boolean, Byte, <b>Word</b> , Short, Float	Read Only
PROCESS.CSP.1	Boolean, Byte, Word, Short, <b>Float</b>	Read Only
PROCESS.DEV.1	Boolean, Byte, <b>Word</b> , Short, Float	Read Only
PROCESS.HOUT.1	Boolean, Byte, <b>Word</b> , Short, Float	Read Only
PROCESS.MOD.1	Boolean, Byte, <b>Word</b> , Short, Float	Read Only
PROCESS.OR.1	Boolean, Byte, <b>Word</b> , Short, Float	Read Only
PROCESS.OUT.1	Boolean, Byte, Word, Short, <b>Float</b>	Read Only
PROCESS.PIDNO.1	Boolean, Byte, <b>Word</b> , Short, Float	Read Only
PROCESS.PV.1	Boolean, Byte, Word, Short, <b>Float</b>	Read Only
PROCESS.COUT.2	Boolean, Byte, <b>Word</b> , Short, Float	Read Only
PROCESS.CSP.2	Boolean, Byte, <b>Word</b> , Short, Float	Read Only
PROCESS.DEV.2	Boolean, Byte, <b>Word</b> , Short, Float	Read Only
PROCESS.ERROR.2	Boolean, Byte, <b>Word</b> , Short, Float	Read Only
PROCESS.HOUT.2	Boolean, Byte, <b>Word</b> , Short, Float	Read Only
PROCESS.MOD.2	Boolean, Byte, <b>Word</b> , Short, Float	Read Only
PROCESS.OR.2	Boolean, Byte, <b>Word</b> , Short, Float	Read Only
PROCESS.OUT.2	Boolean, Byte, Word, Short, <b>Float</b>	Read Only
PROCESS.PIDNO.2	Boolean, Byte, <b>Word</b> , Short, Float	Read Only
PROCESS.PV.2	Boolean, Byte, Word, Short, <b>Float</b>	Read Only

### Absolute Address Mapping (D0001-D0300) for UP750

Register to Tag Address Mapping for registers D0000-D0300 are shown below.

**Note:** Registers missing in the given range are either not applicable for this device model or are not supported.

Register Address	Tag Address
D0001	PROCESS.ADERROR
D0002	PROCESS.ERROR.1
D0003	PROCESS.PV.1
D0004	PROCESS.CSP.1
D0005	PROCESS.OUT.1
D0006	PROCESS.HOUT.1
D0007	PROCESS.COUT.1
D0008	PROCESS.MOD.1
D0009	PROCESS.PIDNO.1
D0011	PROCESS.ALM
D0012	PROCESS.PVEV
D0013	PROCESS.TMEV1
D0014	PROCESS.TMEV2
D0015	PROCESS.PTN
D0016	PROCESS.SEGNO
D0017	PROCESS.TIME
D0018	PROCESS.ERROR.2
D0019	PROCESS.PV.2
D0020	PROCESS.CSP.2
D0021	PROCESS.OUT.2
D0022	PROCESS.HOUT.2
D0023	PROCESS.COUT.2
D0024	PROCESS.MOD.2

D0025	PROCESS.PIDNO.2
D0026	PROCESS.DEV.1
D0027	PROCESS.OR.1
D0030	PROCESS.DEV.2
D0031	PROCESS.OR.2
D0032	PROCESS.SMEC
D0033	PROCESS.DISTS
D0034	PROCESS.RDISTS
D0035	PROCESS.PARAERR
D0036	PROCESS.ALOSTS
D0039	PROCESS.DISP1
D0040	PROCESS.DISP2
D0101	PROCESS.LSP1
D0102	PROCESS.LSP2
D0103	PROCESS.PIDNO
D0104	PROCESS.EV21A
D0105	PROCESS.EV21B
D0106	PROCESS.EV22A
D0107	PROCESS.EV22B
D0108	PROCESS.EV23A
D0109	PROCESS.EV23B
D0110	PROCESS.EV24A
D0111	PROCESS.EV24B
D0112	PROCESS.EV25A
D0113	PROCESS.EV25B
D0114	PROCESS.EV26A
D0115	PROCESS.EV26B
D0116	PROCESS.EV27A
D0117	PROCESS.EV27B
D0118	PROCESS.EV28A
D0119	PROCESS.EV28B
D0208	OPMODE.R/P/L
D0209	OPMODE.HOLD
D0210	OPMODE.ADV
D0211	OPMODE.A/M.1
D0212	OPMODE.A/M.2
D0213	OPMODE.LSP/CAS
D0214	OPMODE.PTNO
D0217	OPMODE.MOUT.1
D0218	OPMODE.MOUTc.1
D0219	OPMODE.MOUT.2
D0220	OPMODE.MOUTc.2
D0221	OPMODE.HOLDDSP.1
D0222	OPMODE.HOLDDSP.2
D0223	OPMODE.HOLDTM
D0224	OPMODE.SST
D0231	OPMODE.A1
D0232	OPMODE.A2
D0233	OPMODE.A3
D0234	OPMODE.A4
D0241	OPREL.AT.1
D0242	OPREL.SC.1
D0243	OPREL.BS.1
D0244	OPREL.FL.1
D0250	OPREL.ORB.1

D0251	OPREL.ORH.1
D0252	OPREL.ORL.1
D0253	OPREL.S.TM
D0271	OPREL.AT.2
D0272	OPREL.SC.2
D0273	OPREL.BS.2
D0274	OPREL.FL.2
D0280	OPREL.ORB.2
D0281	OPREL.ORH.2
D0282	OPREL.ORL.2

### Absolute Address Mapping (D0301-D0700) for UP750

Register to Tag Address Mapping for registers D0300-D0700 are shown below.

**Note:** Registers missing in the given range are either not applicable for this device model or are not supported.

Register Address	Tag Address
D0306	PID.1.P.1
D0307	PID.1.I.1
D0308	PID.1.D.1
D0309	PID.1.OH.1
D0310	PID.1.OL.1
D0311	PID.1.MR.1
D0312	PID.1.H.1
D0313	PID.1.DR.1
D0314	PID.1.Pc.1
D0315	PID.1.Ic.1
D0316	PID.1.Dc.1
D0317	PID.1.Hc.1
D0318	PID.1.DB.1
D0319	PID.1.RP.1
D0320	PID.1.PO.1
D0321	PID.1.Oc.1
D0331	PID.2.P.1
D0332	PID.2.I.1
D0333	PID.2.D.1
D0334	PID.2.OH.1
D0335	PID.2.OL.1
D0336	PID.2.MR.1
D0337	PID.2.H.1
D0338	PID.2.DR.1
D0339	PID.2.Pc.1
D0340	PID.2.Ic.1
D0341	PID.2.Dc.1
D0342	PID.2.Hc.1
D0343	PID.2.DB.1
D0344	PID.2.RP.1
D0345	PID.2.PO.1
D0346	PID.2.Oc.1
D0356	PID.3.P.1
D0357	PID.3.I.1
D0358	PID.3.D.1
D0359	PID.3.OH.1
D0360	PID.3.OL.1
D0361	PID.3.MR.1



D0362	PID.3.H.1
D0363	PID.3.DR.1
D0364	PID.3.Pc.1
D0365	PID.3.Ic.1
D0366	PID.3.Dc.1
D0367	PID.3.Hc.1
D0368	PID.3.DB.1
D0369	PID.3.RP.1
D0370	PID.3.PO.1
D0371	PID.3.Oc.1
D0381	PID.4.P.1
D0382	PID.4.I.1
D0383	PID.4.D.1
D0384	PID.4.OH.1
D0385	PID.4.OL.1
D0386	PID.4.MR.1
D0387	PID.4.H.1
D0388	PID.4.DR.1
D0389	PID.4.Pc.1
D0390	PID.4.Ic.1
D0391	PID.4.Dc.1
D0392	PID.4.Hc.1
D0393	PID.4.DB.1
D0394	PID.4.RP.1
D0395	PID.4.PO.1
D0396	PID.4.Oc.1
D0406	PID.5.P.1
D0407	PID.5.I.1
D0408	PID.5.D.1
D0409	PID.5.OH.1
D0410	PID.5.OL.1
D0411	PID.5.MR.1
D0412	PID.5.H.1
D0413	PID.5.DR.1
D0414	PID.5.Pc.1
D0415	PID.5.Ic.1
D0416	PID.5.Dc.1
D0417	PID.5.Hc.1
D0418	PID.5.DB.1
D0419	PID.5.RP.1
D0420	PID.5.PO.1
D0421	PID.5.Oc.1
D0431	PID.6.P.1
D0432	PID.6.I.1
D0433	PID.6.D.1
D0434	PID.6.OH.1
D0435	PID.6.OL.1
D0436	PID.6.MR.1
D0437	PID.6.H.1
D0438	PID.6.DR.1
D0439	PID.6.Pc.1
D0440	PID.6.Ic.1
D0441	PID.6.Dc.1
D0442	PID.6.Hc.1
D0443	PID.6.DB.1

D0444	PID.6.RP.1
D0445	PID.6.PO.1
D0446	PID.6.Oc.1
D0451	PID.7.SP.1
D0456	PID.7.P.1
D0457	PID.7.I.1
D0458	PID.7.D.1
D0459	PID.7.OH.1
D0460	PID.7.OL.1
D0461	PID.7.MR.1
D0462	PID.7.H.1
D0463	PID.7.DR.1
D0464	PID.7.Pc.1
D0465	PID.7.Ic.1
D0466	PID.7.Dc.1
D0467	PID.7.Hc.1
D0468	PID.7.DB.1
D0469	PID.RHY.1
D0470	PID.7.PO.1
D0471	PID.7.Oc.1
D0481	PID.8.P.1
D0482	PID.8.I.1
D0483	PID.8.D.1
D0484	PID.8.OH.1
D0485	PID.8.OL.1
D0486	PID.8.MR.1
D0487	PID.8.H.1
D0488	PID.8.DR.1
D0489	PID.8.Pc.1
D0490	PID.8.Ic.1
D0491	PID.8.Dc.1
D0492	PID.8.Hc.1
D0493	PID.8.DB.1
D0494	PID.RDV.1
D0495	PID.8.PO.1
D0496	PID.8.Oc.1
D0506	PID.1.P.2
D0507	PID.1.I.2
D0508	PID.1.D.2
D0509	PID.1.OH.2
D0510	PID.1.OL.2
D0511	PID.1.MR.2
D0512	PID.1.H.2
D0513	PID.1.DR.2
D0514	PID.1.Pc.2
D0515	PID.1.Ic.2
D0516	PID.1.Dc.2
D0517	PID.1.Hc.2
D0518	PID.1.DB.2
D0519	PID.1.RP.2
D0520	PID.1.PO.2
D0521	PID.1.Oc.2
D0531	PID.2.P.2
D0532	PID.2.I.2
D0533	PID.2.D.2

D0534	PID.2.OH.2
D0535	PID.2.OL.2
D0536	PID.2.MR.2
D0537	PID.2.H.2
D0538	PID.2.DR.2
D0539	PID.2.Pc.2
D0540	PID.2.Ic.2
D0541	PID.2.Dc.2
D0542	PID.2.Hc.2
D0543	PID.2.DB.2
D0544	PID.2.RP.2
D0545	PID.2.PO.2
D0546	PID.2.Oc.2
D0556	PID.3.P.2
D0557	PID.3.I.2
D0558	PID.3.D.2
D0559	PID.3.OH.2
D0560	PID.3.OL.2
D0561	PID.3.MR.2
D0562	PID.3.H.2
D0563	PID.3.DR.2
D0564	PID.3.Pc.2
D0565	PID.3.Ic.2
D0566	PID.3.Dc.2
D0567	PID.3.Hc.2
D0568	PID.3.DB.2
D0569	PID.3.RP.2
D0570	PID.3.PO.2
D0571	PID.3.Oc.2
D0581	PID.4.P.2
D0582	PID.4.I.2
D0583	PID.4.D.2
D0584	PID.4.OH.2
D0585	PID.4.OL.2
D0586	PID.4.MR.2
D0587	PID.4.H.2
D0588	PID.4.DR.2
D0589	PID.4.Pc.2
D0590	PID.4.Ic.2
D0591	PID.4.Dc.2
D0592	PID.4.Hc.2
D0593	PID.4.DB.2
D0594	PID.4.RP.2
D0595	PID.4.PO.2
D0596	PID.4.Oc.2
D0606	PID.5.P.2
D0607	PID.5.I.2
D0608	PID.5.D.2
D0609	PID.5.OH.2
D0610	PID.5.OL.2
D0611	PID.5.MR.2
D0612	PID.5.H.2
D0613	PID.5.DR.2
D0614	PID.5.Pc.2
D0615	PID.5.Ic.2

D0616	PID.5.Dc.2
D0617	PID.5.Hc.2
D0618	PID.5.DB.2
D0619	PID.5.RP.2
D0620	PID.5.PO.2
D0621	PID.5.Oc.2
D0631	PID.6.P.2
D0632	PID.6.I.2
D0633	PID.6.D.2
D0634	PID.6.OH.2
D0635	PID.6.OL.2
D0636	PID.6.MR.2
D0637	PID.6.H.2
D0638	PID.6.DR.2
D0639	PID.6.Pc.2
D0640	PID.6.Ic.2
D0641	PID.6.Dc.2
D0642	PID.6.Hc.2
D0643	PID.6.DB.2
D0644	PID.6.RP.2
D0645	PID.6.PO.2
D0646	PID.6.Oc.2
D0656	PID.7.P.2
D0657	PID.7.I.2
D0658	PID.7.D.2
D0659	PID.7.OH.2
D0660	PID.7.OL.2
D0661	PID.7.MR.2
D0662	PID.7.H.2
D0663	PID.7.DR.2
D0664	PID.7.Pc.2
D0665	PID.7.Ic.2
D0666	PID.7.Dc.2
D0667	PID.7.Hc.2
D0668	PID.7.DB.2
D0669	PID.RHY.2
D0670	PID.7.PO.2
D0671	PID.7.Oc.2
D0681	PID.8.P.2
D0682	PID.8.I.2
D0683	PID.8.D.2
D0684	PID.8.OH.2
D0685	PID.8.OL.2
D0686	PID.8.MR.2
D0687	PID.8.H.2
D0688	PID.8.DR.2
D0689	PID.8.Pc.2
D0690	PID.8.Ic.2
D0691	PID.8.Dc.2
D0692	PID.8.Hc.2
D0693	PID.8.DB.2
D0694	PID.RDV.2
D0695	PID.8.PO.2
D0696	PID.8.Oc.2

### Absolute Address Mapping (D0701-D1100) for UP750

Register to Tag Address Mapping for registers D0701-D1100 are shown below.

**Note:** Registers missing in the given range are either not applicable for this device model or are not supported.

Register Address	Tag Address
D0701	LINEARIZER.U1
D0702	LINEARIZER.U2
D0703	LINEARIZER.U3
D0704	LINEARIZER.U4
D0705	LINEARIZER.U5
D0706	LINEARIZER.U6
D0707	LINEARIZER.U7
D0708	LINEARIZER.U8
D0726	LINEARIZER.1.A1
D0727	LINEARIZER.1.B1
D0728	LINEARIZER.1.A2
D0729	LINEARIZER.1.B2
D0730	LINEARIZER.1.A3
D0731	LINEARIZER.1.B3
D0732	LINEARIZER.1.A4
D0733	LINEARIZER.1.B4
D0734	LINEARIZER.1.A5
D0735	LINEARIZER.1.B5
D0736	LINEARIZER.1.A6
D0737	LINEARIZER.1.B6
D0738	LINEARIZER.1.A7
D0739	LINEARIZER.1.B7
D0740	LINEARIZER.1.A8
D0741	LINEARIZER.1.B8
D0742	LINEARIZER.1.A9
D0743	LINEARIZER.1.B9
D0744	LINEARIZER.1.A10
D0745	LINEARIZER.1.B10
D0746	LINEARIZER.1.A11
D0747	LINEARIZER.1.B11
D0748	LINEARIZER.1.PMD
D0751	LINEARIZER.2.A1
D0752	LINEARIZER.2.B1
D0753	LINEARIZER.2.A2
D0754	LINEARIZER.2.B2
D0755	LINEARIZER.2.A3
D0756	LINEARIZER.2.B3
D0757	LINEARIZER.2.A4
D0758	LINEARIZER.2.B4
D0759	LINEARIZER.2.A5
D0760	LINEARIZER.2.B5
D0761	LINEARIZER.2.A6
D0762	LINEARIZER.2.B6
D0763	LINEARIZER.2.A7
D0764	LINEARIZER.2.B7
D0765	LINEARIZER.2.A8
D0766	LINEARIZER.2.B8
D0767	LINEARIZER.2.A9
D0768	LINEARIZER.2.B9

D0769	LINEARIZER.2.A10
D0770	LINEARIZER.2.B10
D0771	LINEARIZER.2.A11
D0772	LINEARIZER.2.B11
D0773	LINEARIZER.2.PMD
D0902	CTRLPARAM.SPT.1
D0904	CTRLPARAM.TMU.1
D0905	CTRLPARAM.SEG.T
D0906	CTRLPARAM.PT2.G
D0907	CTRLPARAM.EHY1
D0908	CTRLPARAM.EHY2
D0909	CTRLPARAM.EHY3
D0910	CTRLPARAM.EHY4
D0911	CTRLPARAM.EHY5
D0912	CTRLPARAM.EHY6
D0913	CTRLPARAM.EHY7
D0914	CTRLPARAM.EHY8
D0915	CTRLPARAM.AL1.1
D0916	CTRLPARAM.AL2.1
D0917	CTRLPARAM.AL3.1
D0918	CTRLPARAM.AL4.1
D0919	CTRLPARAM.HY1.1
D0920	CTRLPARAM.HY2.1
D0921	CTRLPARAM.HY3.1
D0922	CTRLPARAM.HY4.1
D0923	CTRLPARAM.AMD.1
D0926	CTRLPARAM.OPR.1
D0927	CTRLPARAM.MOD.1
D0928	CTRLPARAM.AR.1
D0929	CTRLPARAM.ZON
D0930	CTRLPARAM.R.MD
D0931	CTRLPARAM.R.TM
D0933	CTRLPARAM.SPH.1
D0934	CTRLPARAM.SPL.1
D0939	CTRLPARAM.PNC
D0940	CTRLPARAM.GRP
D0966	CTRLPARAM.OPR.2
D0967	CTRLPARAM.MOD.2
D0968	CTRLPARAM.AR.2
D0973	CTRLPARAM.SPH.2
D0974	CTRLPARAM.SPL.2
D1001	LOOPPARAM.A.BS1
D1002	LOOPPARAM.A.FL1
D1003	LOOPPARAM.A.SR1
D1004	LOOPPARAM.A.LC1
D1005	LOOPPARAM.A.BS2
D1006	LOOPPARAM.A.FL2
D1007	LOOPPARAM.A.SR2
D1008	LOOPPARAM.A.LC2
D1009	LOOPPARAM.A.BS3
D1010	LOOPPARAM.A.FL3
D1011	LOOPPARAM.A.SR3
D1012	LOOPPARAM.A.LC3
D1013	LOOPPARAM.RET1
D1014	LOOPPARAM.RTH1

D1015	LOOPPARAM.RTL1
D1016	LOOPPARAM.RET2
D1017	LOOPPARAM.RTH2
D1018	LOOPPARAM.RTL2
D1021	LOOPPARAM.TSC1
D1022	LOOPPARAM.TSC2
D1023	LOOPPARAM.TTM
D1026	CTRLPARAM.PT.NO
D1027	CTRLPARAM.RUN
D1028	LOOPPARAM.MODE
D1029	CTRLPARAM.PRG
D1030	LOOPPARAM.LP1
D1031	LOOPPARAM.LP2
D1032	LOOPPARAM.PID
D1033	LOOPPARAM.USR
D1034	LOOPPARAM.PYS1
D1035	LOOPPARAM.PYS2

### Absolute Address Mapping (D1101-D1300) for UP750

Register to Tag Address Mapping for registers D1101-D1300 are shown below.

**Note:** Registers missing in the given range are either not applicable for this device model or are not supported.

Register Address	Tag Address
D1101	CONFIG.C.S1
D1102	CONFIG.C.S2
D1103	CONFIG.C.S3
D1104	CONFIG.C.S4
D1105	CONFIG.C.S5
D1106	CONFIG.DO1
D1107	CONFIG.DO2
D1108	CONFIG.DO3
D1109	CONFIG.DO4
D1110	CONFIG.DO5
D1111	CONFIG.DO6
D1112	CONFIG.DO7
D1113	CONFIG.R151
D1114	CONFIG.R152
D1115	CONFIG.R153
D1116	CONFIG.R154
D1117	CONFIG.R155
D1118	CONFIG.R156
D1119	CONFIG.R157
D1120	CONFIG.R158
D1121	CONFIG.R251
D1122	CONFIG.R252
D1123	CONFIG.R253
D1124	CONFIG.R254
D1125	CONFIG.R255
D1126	CONFIG.R256
D1127	CONFIG.R257
D1128	CONFIG.R258
D1148	CONFIG.PROG
D1149	CONFIG.RESET
D1150	CONFIG.LOCAL

D1151	CONFIG.HOLD
D1152	CONFIG.ADV
D1153	CONFIG.A/M.1
D1154	CONFIG.A/M.2
D1155	CONFIG.LSP/CAS
D1156	CONFIG.PTNO.b0
D1157	CONFIG.PTNO.b1
D1158	CONFIG.PTNO.b2
D1159	CONFIG.PTNO.b3
D1160	CONFIG.PTNO.b4
D1161	CONFIG.PTNO.b5
D1162	CONFIG.PTNO.b6
D1163	CONFIG.PTNO.b7
D1164	CONFIG.PTNO.b8
D1165	CONFIG.DP1
D1166	CONFIG.DP2
D1167	CONFIG.MG1
D1168	CONFIG.MG2
D1169	CONFIG.MG4
D1201	CTRLMODE.IN1
D1202	CTRLMODE.UNI1
D1203	CTRLMODE.DP1
D1204	CTRLMODE.RH1
D1205	CTRLMODE.RL1
D1206	CTRLMODE.SDP1
D1207	CTRLMODE.SH1
D1208	CTRLMODE.SL1
D1209	CTRLMODE.BSL1
D1210	CTRLMODE.RJC1
D1211	CTRLMODE.IN2
D1212	CTRLMODE.UNI2
D1213	CTRLMODE.DP2
D1214	CTRLMODE.RH2
D1215	CTRLMODE.RL2
D1216	CTRLMODE.SDP2
D1217	CTRLMODE.SH2
D1218	CTRLMODE.SL2
D1219	CTRLMODE.BSL2
D1220	CTRLMODE.RJC2
D1221	CTRLMODE.IN3
D1222	CTRLMODE.UNI3
D1223	CTRLMODE.DP3
D1224	CTRLMODE.RH3
D1225	CTRLMODE.RL3
D1226	CTRLMODE.SDP3
D1227	CTRLMODE.SH3
D1228	CTRLMODE.SL3
D1229	CTRLMODE.BSL3
D1230	CTRLMODE.P.UNI1
D1231	CTRLMODE.P.DP1
D1232	CTRLMODE.P.RH1
D1233	CTRLMODE.P.RL1
D1234	CTRLMODE.P.UNI2
D1235	CTRLMODE.P.DP2
D1236	CTRLMODE.P.RH2



D1237	CTRLMODE.P.RL2
D1238	CTRLMODE.OT1
D1239	CTRLMODE.OT2
D1240	CTRLMODE.CT1
D1241	CTRLMODE.CT2
D1242	CTRLMODE.CTc1
D1243	CTRLMODE.CTc2
D1244	CTRLMODE.AO1
D1245	CTRLMODE.AO2
D1246	CTRLMODE.AO3
D1247	CTRLMODE.PSL1
D1248	CTRLMODE.BPS1
D1249	CTRLMODE.PRI1
D1250	CTRLMODE.STP1
D1251	CTRLMODE.DLN1
D1252	CTRLMODE.ADR1
D1253	CTRLMODE.RP.T1
D1254	CTRLMODE.PSL2
D1255	CTRLMODE.BPS2
D1256	CTRLMODE.PRI2
D1257	CTRLMODE.STP2
D1258	CTRLMODE.DLN2
D1259	CTRLMODE.ADR2
D1260	CTRLMODE.RP.T2
D1266	CTRLMODE.INIT
D1280	CTRLMODE.UTM
D1281	CTRLMODE.SMP

### Absolute Address Mapping (D1301-D1710) for UP750

Register to Tag Address Mapping for registers D1101-D1300 are shown below.

**Note:** Registers missing in the given range are either not applicable for this device model or are not supported.

Register Address	Tag Address
D1301	INPUT.AIN1
D1302	INPUT.AIN2
D1303	INPUT.ANI3
D1331	INPUT.PVIN.1
D1332	INPUT.PVIN.2
D1333	INPUT.RSPIN.1
D1334	INPUT.RSPIN.2
D1335	INPUT.GAIN.1
D1336	INPUT.GAIN.2
D1337	INPUT.TRG.1
D1338	INPUT.TRG.2
D1339	INPUT.TRF.1
D1340	INPUT.TRF.2
D1365	INPUT.ADV
D1366	INPUT.A/M/1
D1367	INPUT.A/M.2
D1368	INPUT.LSP/CAS
D1369	INPUT.PTNO.b0
D1370	INPUT.PTNO.b1
D1371	INPUT.PTNO.b2
D1372	INPUT.PTNO.b3

D1373	INPUT.PTNO.b4
D1374	INPUT.PTNO.b5
D1375	INPUT.PTNO.b6
D1376	INPUT.PTNO.b7
D1377	INPUT.PTNO.b8
D1378	INPUT.DP1
D1379	INPUT.DP2
D1380	INPUT.MG1
D1381	INPUT.MG2
D1382	INPUT.MG3
D1383	INPUT.MG4
D1401	INPUT.MO1L
D1402	INPUT.MO1H
D1403	INPUT.MO2L
D1404	INPUT.MO2H
D1405	INPUT.MO3L
D1406	INPUT.MO3H
D1407	INPUT.MO4L
D1408	INPUT.MO4H
D1409	INPUT.MO5L
D1410	INPUT.MO5H
D1411	INPUT.MO6L
D1412	INPUT.MO6H
D1413	INPUT.MO7L
D1414	INPUT.MO7H
D1415	INPUT.MO8L
D1416	INPUT.MO8H
D1417	INPUT.MO9L
D1418	INPUT.MO9H
D1419	INPUT.MO10L
D1420	INPUT.MO10H
D1421	INPUT.MO11L
D1422	INPUT.MO11H
D1423	INPUT.MO12L
D1424	INPUT.MO12H
D1425	INPUT.MO13L
D1426	INPUT.MO13H
D1427	INPUT.MO14L
D1428	INPUT.MO14H
D1429	INPUT.MO15L
D1430	INPUT.MO15H
D1431	INPUT.MO16L
D1432	INPUT.MO16H
D1433	INPUT.MO17L
D1434	INPUT.MO17H
D1435	INPUT.MO18L
D1436	INPUT.MO18H
D1437	INPUT.MO19L
D1438	INPUT.MO19H
D1439	INPUT.MO20L
D1440	INPUT.MO20H
D1441	INPUT.MO21L
D1442	INPUT.MO21H
D1443	INPUT.MO22L
D1444	INPUT.MO22H

D1445	INPUT.MO23L
D1446	INPUT.MO23H
D1447	INPUT.MO24L
D1448	INPUT.MO24H
D1449	INPUT.MO25L
D1450	INPUT.MO25H
D1451	INPUT.MO26L
D1452	INPUT.MO26H
D1453	INPUT.MO27L
D1454	INPUT.MO27H
D1455	INPUT.MO28L
D1456	INPUT.MO28H
D1457	INPUT.MO29L
D1458	INPUT.MO29H
D1459	INPUT.MO30L
D1460	INPUT.MO30H
D1461	INPUT.MO31L
D1462	INPUT.MO31H
D1463	INPUT.MO32L
D1464	INPUT.MO32H
D1465	INPUT.MO33L
D1466	INPUT.MO33H
D1467	INPUT.MO34L
D1468	INPUT.MO34H
D1469	INPUT.MO35L
D1470	INPUT.MO35H
D1471	INPUT.MO36L
D1472	INPUT.MO36H
D1473	INPUT.MO37L
D1474	INPUT.MO37H
D1475	INPUT.MO38L
D1476	INPUT.MO38H
D1477	INPUT.MO39L
D1478	INPUT.MO39H
D1479	INPUT.MO40L
D1480	INPUT.MO40H
D1481	INPUT.MO41L
D1482	INPUT.MO41H
D1483	INPUT.MO42L
D1484	INPUT.MO42H
D1485	INPUT.MO43L
D1486	INPUT.MO43H
D1487	INPUT.MO44L
D1488	INPUT.MO44H
D1489	INPUT.MO45L
D1490	INPUT.MO45H
D1491	INPUT.MO46L
D1492	INPUT.MO46H
D1493	INPUT.MO47L
D1494	INPUT.MO47H
D1495	INPUT.MO48L
D1496	INPUT.MO48H
D1497	INPUT.MO49L
D1498	INPUT.MO49H
D1499	INPUT.MO50L

D1500	INPUT.MO50H
D1501	OUTPUT.PV.1
D1502	OUTPUT.PV.2
D1503	OUTPUT.CSP.1
D1504	OUTPUT.CSP.2
D1505	OUTPUT.OUT.1
D1506	OUTPUT.OUT.2
D1507	OUTPUT.HOUT.1
D1508	OUTPUT.HOUT.2
D1509	OUTPUT.COOUT.1
D1510	OUTPUT.COOUT.2
D1511	OUTPUT.RET1
D1512	OUTPUT.RET2
D1531	OUTPUT.OUT1A
D1532	OUTPUT.OUT2A
D1533	OUTPUT.OUT3A
D1534	OUTPUT.OUT1R
D1535	OUTPUT.OUT2R
D1536	OUTPUT.DO1
D1537	OUTPUT.DO2
D1538	OUTPUT.DO3
D1539	OUTPUT.DO4
D1540	OUTPUT.DO5
D1541	OUTPUT.DO6
D1542	OUTPUT.DO7
D1543	OUTPUT.R151
D1544	OUTPUT.R152
D1545	OUTPUT.R153
D1546	OUTPUT.R154
D1547	OUTPUT.R155
D1548	OUTPUT.R156
D1549	OUTPUT.R157
D1550	OUTPUT.R158
D1551	OUTPUT.R251
D1552	OUTPUT.R252
D1553	OUTPUT.R253
D1554	OUTPUT.R254
D1555	OUTPUT.R255
D1556	OUTPUT.R256
D1557	OUTPUT.R257
D1558	OUTPUT.R258
D1601	OUTPUT.MO1L
D1602	OUTPUT.MO1
D1603	OUTPUT.MO2L
D1604	OUTPUT.MO2H
D1605	OUTPUT.MO3L
D1606	OUTPUT.MO3H
D1607	OUTPUT.MO4L
D1608	OUTPUT.MO4H
D1609	OUTPUT.MO5L
D1610	OUTPUT.MO5H
D1611	OUTPUT.MO6L
D1612	OUTPUT.MO6H
D1613	OUTPUT.MO7L
D1614	OUTPUT.MO7H

D1615	OUTPUT.MO8L
D1616	OUTPUT.MO8H
D1617	OUTPUT.MO9L
D1618	OUTPUT.MO9H
D1619	OUTPUT.MO10L
D1620	OUTPUT.MO10H
D1621	OUTPUT.MO11L
D1622	OUTPUT.MO11H
D1623	OUTPUT.MO12L
D1624	OUTPUT.MO12H
D1625	OUTPUT.MO13L
D1626	OUTPUT.MO13H
D1627	OUTPUT.MO14L
D1628	OUTPUT.MO14H
D1629	OUTPUT.MO15L
D1630	OUTPUT.MO15H
D1631	OUTPUT.MO16L
D1632	OUTPUT.MO16H
D1633	OUTPUT.MO17L
D1634	OUTPUT.MO17H
D1635	OUTPUT.MO18L
D1636	OUTPUT.MO18H
D1637	OUTPUT.MO19L
D1638	OUTPUT.MO19H
D1639	OUTPUT.MO20L
D1640	OUTPUT.MO20H
D1641	OUTPUT.MO21L
D1642	OUTPUT.MO21H
D1643	OUTPUT.MO22L
D1644	OUTPUT.MO22H
D1645	OUTPUT.MO23L
D1646	OUTPUT.MO23H
D1647	OUTPUT.MO24L
D1648	OUTPUT.MO24H
D1649	OUTPUT.MO25L
D1650	OUTPUT.MO25H
D1651	OUTPUT.MO26L
D1652	OUTPUT.MO26H
D1653	OUTPUT.MO27L
D1654	OUTPUT.MO27H
D1655	OUTPUT.MO28L
D1656	OUTPUT.MO28H
D1657	OUTPUT.MO29L
D1658	OUTPUT.MO29H
D1659	OUTPUT.MO30L
D1660	OUTPUT.MO30H
D1661	OUTPUT.MO31L
D1662	OUTPUT.MO31H
D1663	OUTPUT.MO32L
D1664	OUTPUT.MO32H
D1665	OUTPUT.MO33L
D1666	OUTPUT.MO33H
D1667	OUTPUT.MO34L
D1668	OUTPUT.MO34H
D1669	OUTPUT.MO35L

D1670	OUTPUT.MO35H
D1671	OUTPUT.MO36L
D1672	OUTPUT.MO36H
D1673	OUTPUT.MO37L
D1674	OUTPUT.MO37H
D1675	OUTPUT.MO38L
D1676	OUTPUT.MO38H
D1677	OUTPUT.MO39L
D1678	OUTPUT.MO39H
D1679	OUTPUT.MO40L
D1680	OUTPUT.MO40H
D1681	OUTPUT.MO41L
D1682	OUTPUT.MO41H
D1683	OUTPUT.MO42L
D1684	OUTPUT.MO42H
D1685	OUTPUT.MO43L
D1686	OUTPUT.MO43H
D1687	OUTPUT.MO44L
D1688	OUTPUT.MO44H
D1689	OUTPUT.MO45L
D1690	OUTPUT.MO45H
D1691	OUTPUT.MO46L
D1692	OUTPUT.MO46H
D1693	OUTPUT.MO47L
D1694	OUTPUT.MO47H
D1695	OUTPUT.MO48L
D1696	OUTPUT.MO48H
D1697	OUTPUT.MO49L
D1698	OUTPUT.MO49H
D1699	OUTPUT.MO50L
D1700	OUTPUT.MO50H
D1701	INPUT.PROG
D1702	INPUT.RESET
D1703	INPUT.LOCAL
D1704	INPUT.HOLD

### Absolute Address Mapping (I0001-I0714) for UP750

Register to Tag Address Mapping for registers I0001-I0714 are shown below.

**Note:** Registers missing in the given range are either not applicable for this device model or are not supported.

Register Address	Tag Address
I0001	ERR.AD1ERR.st
I0002	ERR.AD2ERR.st
I0003	ERR.AD3ERR.st
I0005	ERR.AD1BO.st
I0006	ERR.AD2BO.st
I0007	ERR.AD3BO.st
I0012	ERR.VLV.ATERR.st
I0013	ERR.VLV.BOUT.st
I0017	ERR.PV1ADC.st
I0018	ERR.PV1BO.st
I0019	ERR.RJC1ERR.st
I0021	ERR.PV1+over.st
I0022	ERR.PV1-over.st

I0025	ERR.RSP1ADC.st
I0026	ERR.RSP1BO.st
I0029	ERR.C.RSP1ADC.st
I0030	ERR.C.RSP1BO.st
I0031	ERR.AT1ERR.st
I0033	ERR.PV2ADC.st
I0034	ERR.PV2BO.st
I0035	ERR.RJC2ERR.st
I0037	ERR.PV2+over.st
I0038	ERR.PV2-over.st
I0041	ERR.RSP2ADC.st
I0042	ERR.RSP2BO.st
I0045	ERR.C.RSP2ADC.st
I0046	ERR.C.RSP2BO.st
I0047	ERR.AT2ERR.st
I0049	ERR.CALB.E.st
I0051	ERR.USER.E.st
I0053	ERR.UTMD.st
I0054	ERR.RANGE.st
I0055	ERR.SETUP.st
I0057	ERR.PARA.E.st
I0058	ERR.MODE.E.st
I0063	ERR.SYSTEM.E.st
I0065	L1MODE.AM1.st
I0066	L1MODE.RL.st
I0067	L1MODE.RS.st
I0069	L1MODE.CAS.st
I0070	L1MODE.AUT.st
I0071	L1MODE.MAN.st
I0079	L1MODE.AT1.st
I0081	L2MODE.A/M2.st
I0082	L2MODE.R/L2.st
I0095	L2MODE.AT2.st
I0097	ALRMST.ALM11.st
I0098	ALRMST.ALM12.st
I0099	ALRMST.ALM13.st
I0101	ALRMST.ALM14.st
I0102	ALRMST.OR1.st
I0105	ALRMST.ALM21.st
I0106	ALRMST.ALM22.st
I0107	ALRMST.ALM23.st
I0109	ALRMST.ALM24.st
I0110	ALRMST.OR2.st
I0161	STATUS.DI1.st
I0162	STATUS.DI2.st
I0163	STATUS.DI3.st
I0164	STATUS.DI4.st
I0165	STATUS.DI5.st
I0166	STATUS.DI6.st
I0167	STATUS.DI7.st
I0169	STATUS.DP1.st
I0170	STATUS.DP2.st
I0171	STATUS.MG1.st
I0172	STATUS.MG2.st
I0173	STATUS.MG3.st

I0174	STATUS.MG4.st
I0177	STATUS.RDI101.st
I0178	STATUS.RDI102.st
I0179	STATUS.RDI103.st
I0180	STATUS.RDI104.st
I0181	STATUS.RDI105.st
I0182	STATUS.RDI106.st
I0183	STATUS.RDI107.st
I0184	STATUS.RDI108.st
I0185	STATUS.RDI201.st
I0186	STATUS.RDI202.st
I0187	STATUS.RDI203.st
I0188	STATUS.RDI204.st
I0189	STATUS.RDI205.st
I0190	STATUS.RDI206.st
I0191	STATUS.RDI207.st
I0192	STATUS.RDI208.st
I0193	ONSTATUS.AD1ERR.on
I0194	ONSTATUS.AD2ERR.on
I0195	ONSTATUS.AD3ERR.on
I0197	ONSTATUS.AD1BO.on
I0198	ONSTATUS.AD2BO.on
I0199	ONSTATUS.AD3BO.on
I0204	ONSTATUS.VLV.ATERR.on
I0205	ONSTATUS.VLV.BOUT.on
I0209	ONSTATUS.PV1ADC.on
I0210	ONSTATUS.PV1BO.on
I0211	ONSTATUS.RJC1ERR.on
I0213	ONSTATUS.PV1+over.on
I0214	ONSTATUS.PV1-over.on
I0217	ONSTATUS.RSP1ADC.on
I0218	ONSTATUS.RSP1BO.on
I0221	ONSTATUS.C.RSP1ADC.on
I0222	ONSTATUS.C.RSP1BO.on
I0223	ONSTATUS.AT1ERR.on
I0225	ONSTATUS.PV2ADC.on
I0226	ONSTATUS.PV2BO.on
I0227	ONSTATUS.RJC2ERR.on
I0229	ONSTATUS.PV2+over.on
I0230	ONSTATUS.PV2-over.on
I0233	ONSTATUS.RSP2ADC.on
I0234	ONSTATUS.RSP2BO.on
I0237	ONSTATUS.C.RSP2ADC.on
I0238	ONSTATUS.C.RSP2BO.on
I0239	ONSTATUS.AT2ERR.on
I0241	ONSTATUS.CALB.E.on
I0243	ONSTATUS.USER.E.on
I0245	ONSTATUS.UTMD.on
I0246	ONSTATUS.RANGE.on
I0247	ONSTATUS.SETUP.on
I0249	ONSTATUS.PARA.E.on
I0250	ONSTATUS.MODE.E.on
I0255	ONSTATUS.SYSTEM.E.on
I0257	ONSTATUS.A/M1.on
I0258	ONSTATUS.R/L.on



I0259	ONSTATUS.RS.on
I0261	ONSTATUS.CAS.on
I0262	ONSTATUS.AUT.on
I0263	ONSTATUS.MAN.on
I0271	ONSTATUS.AT1.on
I0273	ONSTATUS.A/M2.on
I0274	ONSTATUS.R/L2.on
I0287	ONSTATUS.AT2.on
I0288	ONSTATUS.ALM11.on
I0290	ONSTATUS.ALM12.on
I0291	ONSTATUS.ALM13.on
I0293	ONSTATUS.ALM14.on
I0294	ONSTATUS.OR1.on
I0297	ONSTATUS.ALM21.on
I0298	ONSTATUS.ALM22.on
I0299	ONSTATUS.ALM23.on
I0301	ONSTATUS.ALM24.on
I0302	ONSTATUS.OR2.on
I0353	ONSTATUS.DI1.on
I0354	ONSTATUS.DI2.on
I0355	ONSTATUS.DI3.on
I0356	ONSTATUS.DI4.on
I0357	ONSTATUS.DI5.on
I0358	ONSTATUS.DI6.on
I0359	ONSTATUS.DI7.on
I0361	ONSTATUS.DP1.on
I0362	ONSTATUS.DP2.on
I0363	ONSTATUS.MG1.on
I0364	ONSTATUS.MG2.on
I0365	ONSTATUS.MG3.on
I0366	ONSTATUS.MG4.on
I0369	ONSTATUS.RDI101.on
I0370	ONSTATUS.RDI102.on
I0371	ONSTATUS.RDI103.on
I0372	ONSTATUS.RDI104.on
I0373	ONSTATUS.RDI105.on
I0374	ONSTATUS.RDI106.on
I0375	ONSTATUS.RDI107.on
I0376	ONSTATUS.RDI108.on
I0377	ONSTATUS.RDI201.on
I0378	ONSTATUS.RDI202.on
I0379	ONSTATUS.RDI203.on
I0380	ONSTATUS.RDI204.on
I0381	ONSTATUS.RDI205.on
I0382	ONSTATUS.RDI206.on
I0383	ONSTATUS.RDI207.on
I0384	ONSTATUS.RDI208.on
I0385	OFFSTATUS.AD1ERR.off
I0386	OFFSTATUS.AD2ERR.off
I0387	OFFSTATUS.AD3ERR.off
I0389	OFFSTATUS.AD1BO.off
I0390	OFFSTATUS.AD2BO.off
I0391	OFFSTATUS.AD3BO.off
I0393	OFFSTATUS.RJC1ERR.off
I0394	OFFSTATUS.RJC2ERR.off

I0396	OFFSTATUS.VLV.ATERR.off
I0397	OFFSTATUS.VLV.BOUT.off
I0401	OFFSTATUS.PV1ADC.off
I0402	OFFSTATUS.PV1BO.off
I0405	OFFSTATUS.PV1+over.off
I0406	OFFSTATUS.PV1-over.off
I0409	OFFSTATUS.RSP1ADC.off
I0410	OFFSTATUS.RSP1BO.off
I0413	OFFSTATUS.C.RSP1ADC.off
I0414	OFFSTATUS.C.RSP1BO.off
I0415	OFFSTATUS.AT1ERR.off
I0417	OFFSTATUS.PV2ADC.off
I0418	OFFSTATUS.PV2BO.off
I0421	OFFSTATUS.PV2+over.off
I0422	OFFSTATUS.PV2-over.off
I0425	OFFSTATUS.RSP2ADC.off
I0426	OFFSTATUS.RSP2BO.off
I0429	OFFSTATUS.C.RSP2ADC.off
I0430	OFFSTATUS.C.RSP2BO.off
I0431	OFFSTATUS.AT2ERR.off
I0433	OFFSTATUS.CALB.E.off
I0435	OFFSTATUS.USER.E.off
I0437	OFFSTATUS.UTMD.off
I0438	OFFSTATUS.RANGE.off
I0439	OFFSTATUS.SETUP.off
I0441	OFFSTATUS.PARA.E.off
I0442	OFFSTATUS.MODE.E.off
I0447	OFFSTATUS.SYSTEM.E.off
I0449	OFFSTATUS.A/M1.off
I0450	OFFSTATUS.R/L.off
I0451	OFFSTATUS.R/S.off
I0453	OFFSTATUS.CAS.off
I0454	OFFSTATUS.AUT.off
I0455	OFFSTATUS.MAN.off
I0463	OFFSTATUS.AT1.off
I0465	OFFSTATUS.A/M2.off
I0466	OFFSTATUS.R/L2.off
I0479	OFFSTATUS.AT2.off
I0481	OFFSTATUS.ALM11.off
I0482	OFFSTATUS.ALM12.off
I0483	OFFSTATUS.ALM13.off
I0485	OFFSTATUS.ALM14.off
I0486	OFFSTATUS.OR1.off
I0489	OFFSTATUS.ALM21.off
I0490	OFFSTATUS.ALM22.off
I0491	OFFSTATUS.ALM23.off
I0493	OFFSTATUS.ALM24.off
I0494	OFFSTATUS.OR2.off
I0545	OFFSTATUS.DI1.off
I0546	OFFSTATUS.DI2.off
I0547	OFFSTATUS.DI3.off
I0548	OFFSTATUS.DI4.off
I0549	OFFSTATUS.DI5.off
I0550	OFFSTATUS.DI6.off
I0551	OFFSTATUS.DI7.off

I0553	OFFSTATUS.DP1.off
I0554	OFFSTATUS.DP2.off
I0555	OFFSTATUS.MG1.off
I0556	OFFSTATUS.MG2.off
I0557	OFFSTATUS.MG3.off
I0558	OFFSTATUS.MG4.off
I0561	OFFSTATUS.RDI101.off
I0562	OFFSTATUS.RDI102.off
I0563	OFFSTATUS.RDI103.off
I0564	OFFSTATUS.RDI104.off
I0565	OFFSTATUS.RDI105.off
I0566	OFFSTATUS.RDI106.off
I0567	OFFSTATUS.RDI107.off
I0568	OFFSTATUS.RDI108.off
I0569	OFFSTATUS.RDI201.off
I0570	OFFSTATUS.RDI202.off
I0571	OFFSTATUS.RDI203.off
I0572	OFFSTATUS.RDI204.off
I0573	OFFSTATUS.RDI205.off
I0574	OFFSTATUS.RDI206.off
I0575	OFFSTATUS.RDI207.off
I0576	OFFSTATUS.RDI208.off
I0582	STATUS.AUT/MAN.st
I0587	STATUS.RESET.st
I0588	STATUS.PROG.st
I0589	STATUS.LOCAL.st
I0590	STATUS.HOLD.st
I0591	STATUS.WAIT.st
I0593	STATUS.PIDNO1.0.st
I0594	STATUS.PIDNO1.1.st
I0595	STATUS.PIDNO1.2.st
I0596	STATUS.PIDNO1.3.st
I0597	STATUS.REMLCL2.st
I0600	STATUS.AT2.st
I0609	STATUS.PIDNO2.0.st
I0610	STATUS.PIDNO2.1.st
I0611	STATUS.PIDNO2.2.st
I0612	STATUS.PIDNO2.3.st
I0625	STATUS.PTNO.0.st
I0626	STATUS.PTNO.1.st
I0627	STATUS.PTNO.2.st
I0628	STATUS.PTNO.3.st
I0629	STATUS.PTNO.4.st
I0681	STATUS.DEV1-.st
I0682	STATUS.DEV1Z.st
I0683	STATUS.DEV1+.st
I0685	STATUS.DEV2-.st
I0686	STATUS.DEV2Z.st
I0687	STATUS.DEV2+.st
I0689	STATUS.ALO11.st
I0690	STATUS.ALO12.st
I0691	STATUS.ALO13.st
I0693	STATUS.ALO14.st
I0705	STATUS.PV01.st
I0706	STATUS.PV02.st

I0707	STATUS.PV03.st
I0709	STATUS.PV04.st
I0710	STATUS.PV05.st
I0711	STATUS.PV06.st
I0713	STATUS.PV07.st
I0714	STATUS.PV08.st

### PID Parameters Addressing for UT350/UT320

The driver supports the following PID parameters addresses for UT350. The default data type for each address type is shown in **bold**.

Address Format	Data Types	Access
PID.1.D	Boolean, Byte, Word, Short, <b>Float</b>	Read/Write
PID.1.DB	Boolean, Byte, Word, Short, <b>Float</b>	Read/Write
PID.1.Dc	Boolean, Byte, Word, Short, <b>Float</b>	Read/Write
PID.1.I	Boolean, Byte, Word, Short, <b>Float</b>	Read/Write
PID.1.Ic	Boolean, Byte, Word, Short, <b>Float</b>	Read/Write
PID.1.MR	Boolean, Byte, Word, Short, <b>Float</b>	Read/Write
PID.1.P	Boolean, Byte, Word, Short, <b>Float</b>	Read/Write
PID.1.Pc	Boolean, Byte, Word, Short, <b>Float</b>	Read/Write
PID.1.RP	Boolean, Byte, Word, Short, <b>Float</b>	Read/Write
PID.1.SP	Boolean, Byte, Word, Short, <b>Float</b>	Read/Write
PID.2.D	Boolean, Byte, Word, Short, <b>Float</b>	Read/Write
PID.2.DB	Boolean, Byte, Word, Short, <b>Float</b>	Read/Write
PID.2.Dc	Boolean, Byte, Word, Short, <b>Float</b>	Read/Write
PID.2.I	Boolean, Byte, Word, Short, <b>Float</b>	Read/Write
PID.2.Ic	Boolean, Byte, Word, Short, <b>Float</b>	Read/Write
PID.2.MR	Boolean, Byte, Word, Short, <b>Float</b>	Read/Write
PID.2.P	Boolean, Byte, Word, Short, <b>Float</b>	Read/Write
PID.2.Pc	Boolean, Byte, Word, Short, <b>Float</b>	Read/Write
PID.2.RP	Boolean, Byte, Word, Short, <b>Float</b>	Read/Write
PID.2.SP	Boolean, Byte, Word, Short, <b>Float</b>	Read/Write
PID.3.D	Boolean, Byte, Word, Short, <b>Float</b>	Read/Write
PID.3.DB	Boolean, Byte, Word, Short, <b>Float</b>	Read/Write
PID.3.Dc	Boolean, Byte, Word, Short, <b>Float</b>	Read/Write
PID.3.I	Boolean, Byte, Word, Short, <b>Float</b>	Read/Write
PID.3.Ic	Boolean, Byte, Word, Short, <b>Float</b>	Read/Write
PID.3.MR	Boolean, Byte, Word, Short, <b>Float</b>	Read/Write
PID.3.P	Boolean, Byte, Word, Short, <b>Float</b>	Read/Write
PID.3.Pc	Boolean, Byte, Word, Short, <b>Float</b>	Read/Write
PID.3.SP	Boolean, Byte, Word, Short, <b>Float</b>	Read/Write
PID.4.D	Boolean, Byte, Word, Short, <b>Float</b>	Read/Write
PID.4.DB	Boolean, Byte, Word, Short, <b>Float</b>	Read/Write
PID.4.Dc	Boolean, Byte, Word, Short, <b>Float</b>	Read/Write
PID.4.I	Boolean, Byte, Word, Short, <b>Float</b>	Read/Write
PID.4.Ic	Boolean, Byte, Word, Short, <b>Float</b>	Read/Write
PID.4.MR	Boolean, Byte, Word, Short, <b>Float</b>	Read/Write
PID.4.P	Boolean, Byte, Word, Short, <b>Float</b>	Read/Write
PID.4.Pc	Boolean, Byte, Word, Short, <b>Float</b>	Read/Write
PID.4.SP	Boolean, Byte, Word, Short, <b>Float</b>	Read/Write
PID.RDV	Boolean, Byte, Word, Short, <b>Float</b>	Read/Write

### Status Addressing for UT350/UT320

The driver supports Boolean status addresses for UT350.

Address Format	Data Types	Access
ALARMSTAT.ALM1.st	Boolean	Read Only
ALARMSTAT.ALM2.st	Boolean	Read Only
ALARMSTAT.ALM3.st	Boolean	Read Only
ALARMSTAT.OR.st	Boolean	Read Only
OFFSTATUS.ADERROR.off	Boolean	Read Only
OFFSTATUS.ALM1.off	Boolean	Read Only
OFFSTATUS.ALM2.off	Boolean	Read Only
OFFSTATUS.ALM3.off	Boolean	Read Only
OFFSTATUS.AT.E.off	Boolean	Read Only
OFFSTATUS.AT.off	Boolean	Read Only
OFFSTATUS.AUT/MAN.off	Boolean	Read Only
OFFSTATUS.CALB.E.off	Boolean	Read Only
OFFSTATUS.EEP.E.off	Boolean	Read Only
OFFSTATUS.OR.off	Boolean	Read Only
OFFSTATUS.PARA.E.off	Boolean	Read Only
OFFSTATUS.PV+over.off	Boolean	Read Only
OFFSTATUS.PVBO.off	Boolean	Read Only
OFFSTATUS.PV-over.off	Boolean	Read Only
OFFSTATUS.RJCERR.off	Boolean	Read Only
OFFSTATUS.S/R.off	Boolean	Read Only
OFFSTATUS.SETUP.off	Boolean	Read Only
OFFSTATUS.SYSTEM.E.off	Boolean	Read Only
ONSTATUS.ADERROR.on	Boolean	Read Only
ONSTATUS.ALM1.on	Boolean	Read Only
ONSTATUS.ALM2.on	Boolean	Read Only
ONSTATUS.ALM3.on	Boolean	Read Only
ONSTATUS.AT.E.on	Boolean	Read Only
ONSTATUS.AT.on	Boolean	Read Only
ONSTATUS.AUT/MAN.on	Boolean	Read Only
ONSTATUS.CALB.E.on	Boolean	Read Only
ONSTATUS.EEP.E.on	Boolean	Read Only
ONSTATUS.OR.on	Boolean	Read Only
ONSTATUS.PARA.E.on	Boolean	Read Only
ONSTATUS.PV+over.on	Boolean	Read Only
ONSTATUS.PVBO.on	Boolean	Read Only
ONSTATUS.PV-over.on	Boolean	Read Only
ONSTATUS.RJCERR.on	Boolean	Read Only
ONSTATUS.S/R.on	Boolean	Read Only
ONSTATUS.SETUP.on	Boolean	Read Only
ONSTATUS.SYSTEM.E.on	Boolean	Read Only
STATUS.ADERROR.st	Boolean	Read Only
STATUS.AT.E.st	Boolean	Read Only
STATUS.AT.st	Boolean	Read Only
STATUS.AUT/MAN.st	Boolean	Read Only
STATUS.CALB.E.st	Boolean	Read Only
STATUS.EEP.E.st	Boolean	Read Only
STATUS.PARA.E.st	Boolean	Read Only
STATUS.PV+over.st	Boolean	Read Only
STATUS.PVBO.st	Boolean	Read Only
STATUS.PV-over.st	Boolean	Read Only
STATUS.RJCERR.st	Boolean	Read Only
STATUS.S/R.st	Boolean	Read Only
STATUS.SETUP.st	Boolean	Read Only
STATUS.SYSTEM.E.st	Boolean	Read Only

## Communication Parameter Addressing for UT350/UT320

The driver supports the following Communication Parameter addresses for UT350. The default data type for each address type is shown in **bold**.

Address Format	Data Types	Access
COMM.ADR	Boolean, Byte, <b>Word</b> , Short, Float	R/O
COMM.BPS	Boolean, Byte, <b>Word</b> , Short, Float	R/O
COMM.DLN	Boolean, Byte, <b>Word</b> , Short, Float	R/O
COMM.PRI	Boolean, Byte, <b>Word</b> , Short, Float	R/O
COMM.PSL	Boolean, <b>Byte</b> , Word, Short, Float	R/O
COMM.RP.T	Boolean, Byte, <b>Word</b> , Short, Float	R/O
COMM.STP	Boolean, Byte, <b>Word</b> , Short, Float	R/O

## Control Output Parameters Addressing for UT350/UT320

The driver supports the following Control Output Parameter addresses for UT350. The default data type for each address type is shown in **bold**.

Address Format	Data Types	Access
CTRLOUT.CT	Boolean, Byte, Word, Short, <b>Float</b>	Read/Write
CTRLOUT.CTC	Boolean, Byte, Word, Short, <b>Float</b>	Read/Write
CTRLOUT.OT	Boolean, Byte, Word, Short, <b>Float</b>	Read/Write

## OP Mode Parameter Addressing for UT350/UT320

The driver supports the following OP Mode parameter addresses for UT350. The default data type for each address type is shown in **bold**.

Address Format	Data Types	Access
OPMODE.A/M	<b>Boolean</b>	Read/Write
OPMODE.C.RSP	Boolean, Byte, <b>Word</b> , Short, Float	Read/Write
OPMODE.MOUT	Boolean, Byte, <b>Word</b> , Short, Float	Read/Write
OPMODE.MOUTC	Boolean, Byte, <b>Word</b> , Short, Float	Read/Write
OPMODE.SPNO	Boolean, Byte, <b>Word</b> , Short, Float	Read/Write

## OP Related Parameter Addressing for UT350/UT320

The driver supports the following OP Related parameter addresses for UT350. The default data type for each address type is shown in **bold**.

Address Format	Data Types	Access
OPRELPARAM.A1	Boolean, Byte, Word, Short, <b>Float</b>	Read/Write
OPRELPARAM.A2	Boolean, Byte, Word, Short, <b>Float</b>	Read/Write
OPRELPARAM.A3	Boolean, Byte, Word, Short, <b>Float</b>	Read/Write
OPRELPARAM.AT	Boolean, <b>Byte</b> , Word, Short, Float	Read/Write
OPRELPARAM.BS	Boolean, Byte, Word, Short, <b>Float</b>	Read/Write
OPRELPARAM.DNR	Boolean, Byte, Word, Short, <b>Float</b>	Read/Write
OPRELPARAM.DR	<b>Boolean</b>	Read/Write
OPRELPARAM.FL	Boolean, Byte, <b>Word</b> , Short, Float	Read/Write
OPRELPARAM.HB1	Boolean, Byte, <b>Word</b> , Short, Float	Read/Write
OPRELPARAM.HB2	Boolean, Byte, <b>Word</b> , Short, Float	Read/Write
OPRELPARAM.HYS	Boolean, Byte, Word, <b>Short</b> , Float	Read/Write
OPRELPARAM.OH	Boolean, Byte, <b>Word</b> , Short, Float	Read/Write
OPRELPARAM.OL	Boolean, Byte, <b>Word</b> , Short, Float	Read/Write
OPRELPARAM.ORB	Boolean, Byte, Word, Short, <b>Float</b>	Read/Write
OPRELPARAM.ORH	Boolean, Byte, <b>Word</b> , Short, Float	Read/Write
OPRELPARAM.ORK	Boolean, Byte, <b>Word</b> , Short, Float	Read/Write
OPRELPARAM.SC	Boolean, <b>Byte</b> , Word, Short, Float	Read/Write
OPRELPARAM.UPR	Boolean, Byte, Word, Short, <b>Float</b>	Read/Write

### PV Input Parameters Addressing for UT350/UT320

The driver supports the following PV Input addresses for UT350. The default data type for each address type is shown in **bold**.

Address Format	Data Types	Access
PVINP.BSL	Boolean, Byte, Word, Short, <b>Float</b>	Read/Write
PVINP.DP	Boolean, Byte, Word, Short, <b>Float</b>	Read Only
PVINP.IN	Boolean, Byte, Word, Short, <b>Float</b>	Read/Write
PVINP.RH	Boolean, Byte, Word, Short, <b>Float</b>	Read/Write
PVINP.RJC	Boolean, Byte, Word, Short, <b>Float</b>	Read/Write
PVINP.RL	Boolean, Byte, Word, Short, <b>Float</b>	Read/Write
PVINP.SDP	Boolean, Byte, Word, Short, <b>Float</b>	Read/Write
PVINP.SH	Boolean, Byte, Word, Short, <b>Float</b>	Read/Write
PVINP.SL	Boolean, Byte, Word, Short, <b>Float</b>	Read/Write
PVINP.UNI	Boolean, Byte, Word, Short, <b>Float</b>	Read/Write

### Process Parameters Addressing for UT350/UT320

The driver supports the following Process parameters addresses for UT350. The default data type for each address type is shown in **bold**.

Address Format	Data Types	Access
PROCESS.ADERROR	Boolean, Byte, <b>Word</b> , Short, Float	Read Only
PROCESS.ALM	Boolean, Byte, <b>Word</b> , Short, Float	Read Only
PROCESS.COUT	Boolean, Byte, Word, Short, <b>Float</b>	Read Only
PROCESS.CSP	Boolean, Byte, Word, Short, <b>Float</b>	Read Only
PROCESS.CSPNO	Boolean, Byte, <b>Word</b> , Short, Float	Read Only
PROCESS.ERROR	Boolean, Byte, <b>Word</b> , Short, Float	Read Only
PROCESS.HBC1	Boolean, Byte, <b>Word</b> , Short, Float	Read Only
PROCESS.HBC2	Boolean, Byte, <b>Word</b> , Short, Float	Read Only
PROCESS.HOUT	Boolean, Byte, Word, Short, <b>Float</b>	Read Only
PROCESS.MOD	Boolean, Byte, <b>Word</b> , Short, Float	Read Only
PROCESS.OR	Boolean, Byte, <b>Word</b> , Short, Float	Read Only
PROCESS.OUT	Boolean, Byte, Word, Short, <b>Float</b>	Read Only
PROCESS.PARAERR	Boolean, Byte, <b>Word</b> , Short, Float	Read Only
PROCESS.PIDNO	Boolean, Byte, <b>Word</b> , Short, Float	Read Only
PROCESS.PV	Boolean, Byte, Word, Short, <b>Float</b>	Read Only

### Setup Parameters Addressing for UT350/UT320

The driver supports the following Setup parameters addresses for UT350. The default data type for each address type is shown in **bold**.

Address Format	Data Types	Access
SETUP.AL1	Boolean, Byte, Word, Short, <b>Float</b>	Read/Write
SETUP.AL2	Boolean, Byte, Word, Short, <b>Float</b>	Read/Write
SETUP.AL3	Boolean, Byte, Word, Short, <b>Float</b>	Read/Write
SETUP.AR	Boolean, Byte, Word, Short, <b>Float</b>	Read Only
SETUP.C.MD	Boolean, Byte, Word, Short, <b>Float</b>	Read/Write
SETUP.C.S1	Boolean, Byte, Word, Short, <b>Float</b>	Read/Write
SETUP.C.S2	Boolean, Byte, Word, Short, <b>Float</b>	Read/Write
SETUP.C.S3	Boolean, Byte, Word, Short, <b>Float</b>	Read/Write
SETUP.C.S4	Boolean, Byte, Word, Short, <b>Float</b>	Read/Write
SETUP.DIS	Boolean, Byte, Word, Short, <b>Float</b>	Read/Write
SETUP.DY1	Boolean, Byte, Word, Short, <b>Float</b>	Read/Write
SETUP.DY2	Boolean, Byte, Word, Short, <b>Float</b>	Read/Write

SETUP.DY3	Boolean, Byte, Word, Short, <b>Float</b>	Read/Write
SETUP.ERJC	Boolean, Byte, Word, Short, <b>Float</b>	Read/Write
SETUP.HY1	Boolean, Byte, Word, Short, <b>Float</b>	Read/Write
SETUP.HY2	Boolean, Byte, Word, Short, <b>Float</b>	Read/Write
SETUP.HY3	Boolean, Byte, Word, Short, <b>Float</b>	Read/Write
SETUP.LOCK	Boolean, Byte, Word, Short, <b>Float</b>	Read Only
SETUP.PCMD	Boolean, Byte, Word, Short, <b>Float</b>	Read/Write
SETUP.PO	Boolean, Byte, Word, Short, <b>Float</b>	Read/Write
SETUP.POc	Boolean, Byte, Word, Short, <b>Float</b>	Read/Write
SETUP.RET	Boolean, Byte, Word, Short, <b>Float</b>	Read/Write
SETUP.RTH	Boolean, Byte, Word, Short, <b>Float</b>	Read/Write
SETUP.RTL	Boolean, Byte, Word, Short, <b>Float</b>	Read/Write
SETUP.SPH	Boolean, Byte, Word, Short, <b>Float</b>	Read/Write
SETUP.SPL	Boolean, Byte, Word, Short, <b>Float</b>	Read/Write
SETUP.TMU	Boolean, Byte, Word, Short, <b>Float</b>	Read/Write
SETUP.ZON	Boolean, Byte, Word, Short, <b>Float</b>	Read/Write

### Absolute Address Mapping (D0001-D0301) for UT350/UT320

Register to Tag Address Mapping for registers D0000-D0301 are shown below.

**Note:** Registers missing in the given range are either not applicable for this device model or are not supported.

Register Address	Tag Address
D0001	PROCESS.ADERROR
D0002	PROCESS.ERROR
D0003	PROCESS.PV
D0004	PROCESS.CSP
D0005	PROCESS.OUT
D0006	PROCESS.HOUT
D0007	PROCESS.COUT
D0008	PROCESS.MOD
D0009	PROCESS.PIDNO
D0010	PROCESS.CSPNO
D0011	PROCESS.ALM
D0027	PROCESS.OR
D0028	PROCESS.HBC1
D0029	PROCESS.HBC2
D0035	PROCESS.PARAERR
D0201	OPMODE.A/M
D0207	OPMODE.SPNO
D0215	OPMODE.C.RSP
D0217	OPMODE.MOUT
D0218	OPMODE.MOUTC
D0231	OPRELPARAM.A1
D0232	OPRELPARAM.A2
D0233	OPRELPARAM.A3
D0241	OPRELPARAM.AT
D0242	OPRELPARAM.SC
D0243	OPRELPARAM.BS
D0244	OPRELPARAM.FL
D0245	OPRELPARAM.UPR
D0246	OPRELPARAM.DNR
D0250	OPRELPARAM.ORB
D0251	OPRELPARAM.ORH
D0252	OPRELPARAM.ORN



D0254	OPRELPARAM.OH
D0255	OPRELPARAM.OL
D0256	OPRELPARAM.HYS
D0257	OPRELPARAM.DR
D0258	OPRELPARAM.HB1
D0259	OPRELPARAM.HB2

### Absolute Address Mapping (D0301-D1253) for UT350/UT320

Register to Tag Address Mapping for registers D0301-D1253 are shown below.

**Note:** Registers missing in the given range are either not applicable for this device model or are not supported.

Register Address	Tag Address
D0301	PID.1.SP
D0306	PID.1.P
D0307	PID.1.I
D0308	PID.1.D
D0311	PID.1.MR
D0314	PID.1.Pc
D0315	PID.1.Ic
D0316	PID.1.Dc
D0318	PID.1.DB
D0319	PID.1.RP
D0326	PID.2.SP
D0331	PID.2.P
D0332	PID.2.I
D0333	PID.2.D
D0336	PID.2.MR
D0339	PID.2.Pc
D0340	PID.2.Ic
D0341	PID.2.Dc
D0343	PID.2.DB
D0344	PID.2.RP
D0351	PID.3.SP
D0356	PID.3.P
D0357	PID.3.I
D0358	PID.3.D
D0361	PID.3.MR
D0364	PID.3.Pc
D0365	PID.3.Ic
D0366	PID.3.Dc
D0368	PID.3.DB
D0376	PID.4.SP
D0381	PID.4.P
D0382	PID.4.I
D0383	PID.4.D
D0386	PID.4.MR
D0389	PID.4.Pc
D0390	PID.4.Ic
D0391	PID.4.Dc
D0393	PID.4.DB
D0494	PID.RDV
D0904	SETUP.TMU
D0915	SETUP.AL1
D0916	SETUP.AL2

D0917	SETUP.AL3
D0919	SETUP.HY1
D0920	SETUP.HY2
D0921	SETUP.HY3
D0924	SETUP.PO
D0925	SETUP.POc
D0927	SETUP.C.MD
D0928	SETUP.AR
D0929	SETUP.ZON
D0932	SETUP.DIS
D0933	SETUP.SPH
D0934	SETUP.SPL
D0935	SETUP.DY1
D0936	SETUP.DY2
D0937	SETUP.DY3
D1013	SETUP.RET
D1014	SETUP.RTH
D1015	SETUP.RTL
D1036	SETUP.LOCK
D1037	SETUP.PCMD
D1038	SETUP.ERJC
D1101	SETUP.C.S1
D1102	SETUP.C.S2
D1103	SETUP.C.S3
D1104	SETUP.C.S4
D1201	PVINP.IN
D1202	PVINP.UNI
D1203	PVINP.DP
D1204	PVINP.RH
D1205	PVINP.RL
D1206	PVINP.SDP
D1207	PVINP.SH
D1208	PVINP.SL
D1209	PVINP.BSL
D1210	PVINP.RJC
D1238	CTRLOUT.OT
D1240	CTRLOUT.CT
D1242	CTRLOUT.CTC
D1247	COMM.PSL
D1248	COMM.BPS
D1249	COMM.PRI
D1250	COMM.STP
D1251	COMM.DLN
D1252	COMM.ADR
D1253	COMM.RP.T

### Absolute Address Mapping (I0001-I0486) for UT350/UT320

Register to Tag Address Mapping for registers I0001-I0486 are shown below.

**Note:** Registers missing in the given range are either not applicable for this device model or are not supported.

Register Address	Tag Address
I0001	STATUS.ADERROR.st
I0018	STATUS.PVBO.st
I0019	STATUS.RJCERR.st

I0021	STATUS.PV+over.st
I0022	STATUS.PV-over.st
I0031	STATUS.AT.E.st
I0049	STATUS.CALB.E.st
I0055	STATUS.SETUP.st
I0057	STATUS.PARA.E.st
I0061	STATUS.EEP.E.st
I0063	STATUS.SYSTEM.E.st
I0065	STATUS.AUT/MAN.st
I0067	STATUS.S/R.st
I0079	STATUS.AT.st
I0097	ALARMSTAT.ALM1.st
I0098	ALARMSTAT.ALM2.st
I0099	ALARMSTAT.ALM3.st
I0102	ALARMSTAT.OR.st
I0193	ONSTATUS.ADERROR.on
I0210	ONSTATUS.PVBO.on
I0211	ONSTATUS.RJCERR.on
I0213	ONSTATUS.PV+over.on
I0214	ONSTATUS.PV-over.on
I0223	ONSTATUS.AT.E.on
I0241	ONSTATUS.CALB.E.on
I0247	ONSTATUS.SETUP.on
I0249	ONSTATUS.PARA.E.on
I0253	ONSTATUS.EEP.E.on
I0255	ONSTATUS.SYSTEM.E.on
I0257	ONSTATUS.AUT/MAN.on
I0259	ONSTATUS.S/R.on
I0271	ONSTATUS.AT.on
I0289	ONSTATUS.ALM1.on
I0290	ONSTATUS.ALM2.on
I0291	ONSTATUS.ALM3.on
I0294	ONSTATUS.OR.on
I0385	OFFSTATUS.ADERROR.off
I0402	OFFSTATUS.PVBO.off
I0403	OFFSTATUS.RJCERR.off
I0405	OFFSTATUS.PV+over.off
I0406	OFFSTATUS.PV-over.off
I0415	OFFSTATUS.AT.E.off
I0433	OFFSTATUS.CALB.E.off
I0439	OFFSTATUS.SETUP.off
I0441	OFFSTATUS.PARA.E.off
I0445	OFFSTATUS.EEP.E.off
I0447	OFFSTATUS.SYSTEM.E.off
I0449	OFFSTATUS.AUT/MAN.off
I0451	OFFSTATUS.S/R.off
I0463	OFFSTATUS.AT.off
I0481	OFFSTATUS.ALM1.off
I0482	OFFSTATUS.ALM2.off
I0483	OFFSTATUS.ALM3.off
I0486	OFFSTATUS.OR.off

### Configuration Parameters Addressing for US1000

The driver supports the following Configuration Parameter addresses for US1000. The default data type for each address type is shown in **bold**.

Address Format	Data Types	Access
CONFIG.AUT.1	Boolean, Byte, Short, Float, <b>Word</b>	Read/Write
CONFIG.AUT.2	Boolean, Byte, Short, Float, <b>Word</b>	Read/Write
CONFIG.C.S1	Boolean, Byte, Short, Float, <b>Word</b>	Read/Write
CONFIG.C.S2	Boolean, Byte, Short, Float, <b>Word</b>	Read/Write
CONFIG.C.S3	Boolean, Byte, Short, Float, <b>Word</b>	Read/Write
CONFIG.C.S4	Boolean, Byte, Short, Float, <b>Word</b>	Read/Write
CONFIG.C.S5	Boolean, Byte, Short, Float, <b>Word</b>	Read/Write
CONFIG.CAS.1	Boolean, Byte, Short, Float, <b>Word</b>	Read/Write
CONFIG.CAS.2	Boolean, Byte, Short, Float, <b>Word</b>	Read/Write
CONFIG.DO1	Boolean, Byte, Short, Float, <b>Word</b>	Read/Write
CONFIG.DO2	Boolean, Byte, Short, Float, <b>Word</b>	Read/Write
CONFIG.DO3	Boolean, Byte, Short, Float, <b>Word</b>	Read/Write
CONFIG.DO4	Boolean, Byte, Short, Float, <b>Word</b>	Read/Write
CONFIG.DO5	Boolean, Byte, Short, Float, <b>Word</b>	Read/Write
CONFIG.DO6	Boolean, Byte, Short, Float, <b>Word</b>	Read/Write
CONFIG.DO7	Boolean, Byte, Short, Float, <b>Word</b>	Read/Write
CONFIG.DP1	Boolean, Byte, Short, Float, <b>Word</b>	Read/Write
CONFIG.DP2	Boolean, Byte, Short, Float, <b>Word</b>	Read/Write
CONFIG.MAN.1	Boolean, Byte, Short, Float, <b>Word</b>	Read/Write
CONFIG.MAN.2	Boolean, Byte, Short, Float, <b>Word</b>	Read/Write
CONFIG.MG1	Boolean, Byte, Short, Float, <b>Word</b>	Read/Write
CONFIG.MG2	Boolean, Byte, Short, Float, <b>Word</b>	Read/Write
CONFIG.MG3	Boolean, Byte, Short, Float, <b>Word</b>	Read/Write
CONFIG.MG4	Boolean, Byte, Short, Float, <b>Word</b>	Read/Write
CONFIG.O/C	Boolean, Byte, Short, Float, <b>Word</b>	Read/Write
CONFIG.PY1X	Boolean, Byte, Short, Float, <b>Word</b>	Read/Write
CONFIG.PY1Y	Boolean, Byte, Short, Float, <b>Word</b>	Read/Write
CONFIG.PY2X	Boolean, Byte, Short, Float, <b>Word</b>	Read/Write
CONFIG.PY2Y	Boolean, Byte, Short, Float, <b>Word</b>	Read/Write
CONFIG.R/S	Boolean, Byte, Short, Float, <b>Word</b>	Read/Write
CONFIG.SV.B0	Boolean, Byte, Short, Float, <b>Word</b>	Read/Write
CONFIG.SV.B1	Boolean, Byte, Short, Float, <b>Word</b>	Read/Write
CONFIG.SV.B2	Boolean, Byte, Short, Float, <b>Word</b>	Read/Write
CONFIG.SV.B3	Boolean, Byte, Short, Float, <b>Word</b>	Read/Write
CONFIG.TRF.1	Boolean, Byte, Short, Float, <b>Word</b>	Read/Write
CONFIG.TRF.2	Boolean, Byte, Short, Float, <b>Word</b>	Read/Write
CONFIG.U.1AL	Boolean, Byte, Short, Float, <b>Word</b>	Read/Write
CONFIG.U.1PI	Boolean, Byte, Short, Float, <b>Word</b>	Read/Write
CONFIG.U.2AL	Boolean, Byte, Short, Float, <b>Word</b>	Read/Write
CONFIG.U.2PI	Boolean, Byte, Short, Float, <b>Word</b>	Read/Write
CONFIG.U.AI1	Boolean, Byte, Short, Float, <b>Word</b>	Read/Write
CONFIG.U.AI2	Boolean, Byte, Short, Float, <b>Word</b>	Read/Write
CONFIG.U.AI3	Boolean, Byte, Short, Float, <b>Word</b>	Read/Write
CONFIG.U.PV1	Boolean, Byte, Short, Float, <b>Word</b>	Read/Write
CONFIG.U.PV2	Boolean, Byte, Short, Float, <b>Word</b>	Read/Write
CONFIG.U.SMP	Boolean, Byte, Short, Float, <b>Word</b>	Read/Write
CONFIG.U.SVN	Boolean, Byte, Short, Float, <b>Word</b>	Read/Write

### Control Mode Parameter Addressing for US1000

The driver supports the following Control Mode Parameter addresses for US1000. The default data type for each address type is shown in **bold**.

Address Format	Data Types	Access
CONTROLMODE.AO1	Boolean, Byte, Short, Float, <b>Word</b>	Read/Write

CONTROLMODE.AO2	Boolean, Byte, Short, Float, <b>Word</b>	Read/Write
CONTROLMODE.AO3	Boolean, Byte, Short, Float, <b>Word</b>	Read/Write
CONTROLMODE.DP1	Boolean, Byte, Short, Float, <b>Word</b>	Read Only
CONTROLMODE.DP2	Boolean, Byte, Short, Float, <b>Word</b>	Read Only
CONTROLMODE.DP3	Boolean, Byte, Short, Float, <b>Word</b>	Read Only
CONTROLMODE.INIT	Boolean, Byte, Short, Float, <b>Word</b>	Read/Write
CONTROLMODE.MVS.1	Boolean, Byte, Short, Float, <b>Word</b>	Read/Write
CONTROLMODE.MVS.2	Boolean, Byte, Short, Float, <b>Word</b>	Read/Write
CONTROLMODE.P.DP1	Boolean, Byte, Short, Float, <b>Word</b>	Read/Write
CONTROLMODE.P.DP2	Boolean, Byte, Short, Float, <b>Word</b>	Read/Write
CONTROLMODE.P.RH1	Boolean, Byte, Short, Float, <b>Word</b>	Read/Write
CONTROLMODE.P.RH2	Boolean, Byte, Short, Float, <b>Word</b>	Read/Write
CONTROLMODE.P.RL1	Boolean, Byte, Short, Float, <b>Word</b>	Read/Write
CONTROLMODE.P.RL2	Boolean, Byte, Short, Float, <b>Word</b>	Read/Write
CONTROLMODE.RH1	Boolean, Byte, Short, Float, <b>Word</b>	Read/Write
CONTROLMODE.RH2	Boolean, Byte, Short, Float, <b>Word</b>	Read/Write
CONTROLMODE.RH3	Boolean, Byte, Short, Float, <b>Word</b>	Read/Write
CONTROLMODE.RL1	Boolean, Byte, Short, Float, <b>Word</b>	Read/Write
CONTROLMODE.RL2	Boolean, Byte, Short, Float, <b>Word</b>	Read/Write
CONTROLMODE.RL3	Boolean, Byte, Short, Float, <b>Word</b>	Read/Write
CONTROLMODE.RVOP	Boolean, Byte, Short, Float, <b>Word</b>	Read/Write
CONTROLMODE.SDP1	Boolean, Byte, Short, Float, <b>Word</b>	Read/Write
CONTROLMODE.SDP2	Boolean, Byte, Short, Float, <b>Word</b>	Read/Write
CONTROLMODE.SDP3	Boolean, Byte, Short, Float, <b>Word</b>	Read/Write
CONTROLMODE.SH1	Boolean, Byte, Short, Float, <b>Word</b>	Read/Write
CONTROLMODE.SH2	Boolean, Byte, Short, Float, <b>Word</b>	Read/Write
CONTROLMODE.SH3	Boolean, Byte, Short, Float, <b>Word</b>	Read/Write
CONTROLMODE.SL1	Boolean, Byte, Short, Float, <b>Word</b>	Read/Write
CONTROLMODE.SL2	Boolean, Byte, Short, Float, <b>Word</b>	Read/Write
CONTROLMODE.SL3	Boolean, Byte, Short, Float, <b>Word</b>	Read/Write
CONTROLMODE.SMP	Boolean, Byte, Short, Float, <b>Word</b>	Read/Write
CONTROLMODE.TYP1	Boolean, Byte, Short, Float, <b>Word</b>	Read/Write
CONTROLMODE.TYP2	Boolean, Byte, Short, Float, <b>Word</b>	Read/Write
CONTROLMODE.TYP3	Boolean, Byte, Short, Float, <b>Word</b>	Read/Write
CONTROLMODE.UNI1	Boolean, Byte, Short, Float, <b>Word</b>	Read/Write
CONTROLMODE.UNI2	Boolean, Byte, Short, Float, <b>Word</b>	Read/Write
CONTROLMODE.USM	Boolean, Byte, Short, Float, <b>Word</b>	Read/Write
CONTROLMODE.V.AT	Boolean, Byte, Short, Float, <b>Word</b>	Read/Write
CONTROLMODE.V.H	Boolean, Byte, Short, Float, <b>Word</b>	Read/Write
CONTROLMODE.V.L	Boolean, Byte, Short, Float, <b>Word</b>	Read/Write
CONTROLMODE.V.RS	Boolean, Byte, Short, Float, <b>Word</b>	Read/Write
CTRLPARAM.A	Boolean, Byte, Short, Float, <b>Word</b>	Read/Write
CTRLPARAM.A.BO1	Boolean, Byte, Short, Float, <b>Word</b>	Read/Write
CTRLPARAM.A.BO2	Boolean, Byte, Short, Float, <b>Word</b>	Read/Write
CTRLPARAM.A.BO3	Boolean, Byte, Short, Float, <b>Word</b>	Read/Write
CTRLPARAM.A.BS1	Boolean, Byte, Short, Float, <b>Word</b>	Read/Write
CTRLPARAM.A.BS2	Boolean, Byte, Short, Float, <b>Word</b>	Read/Write
CTRLPARAM.A.BS3	Boolean, Byte, Short, Float, <b>Word</b>	Read/Write
CTRLPARAM.A.FL1	Boolean, Byte, Short, Float, <b>Word</b>	Read/Write
CTRLPARAM.A.FL2	Boolean, Byte, Short, Float, <b>Word</b>	Read/Write
CTRLPARAM.A.FL3	Boolean, Byte, Short, Float, <b>Word</b>	Read/Write
CTRLPARAM.A.LC1	Boolean, Byte, Short, Float, <b>Word</b>	Read/Write
CTRLPARAM.A.LC2	Boolean, Byte, Short, Float, <b>Word</b>	Read/Write
CTRLPARAM.A.LC3	Boolean, Byte, Short, Float, <b>Word</b>	Read/Write
CTRLPARAM.A.RJ1	Boolean, Byte, Short, Float, <b>Word</b>	Read/Write

CTRLPARAM.A.RJ2	Boolean, Byte, Short, Float, <b>Word</b>	Read/Write
CTRLPARAM.A.SR1	Boolean, Byte, Short, Float, <b>Word</b>	Read/Write
CTRLPARAM.A.SR2	Boolean, Byte, Short, Float, <b>Word</b>	Read/Write
CTRLPARAM.A.SR3	Boolean, Byte, Short, Float, <b>Word</b>	Read/Write
CTRLPARAM.ADR	Boolean, Byte, Short, Float, <b>Word</b>	Read/Write
CTRLPARAM.BPS	Boolean, Byte, Short, Float, <b>Word</b>	Read/Write
CTRLPARAM.C	Boolean, Byte, Short, Float, <b>Word</b>	Read/Write
CTRLPARAM.CT.1	Boolean, Byte, Short, Float, <b>Word</b>	Read/Write
CTRLPARAM.CT.2	Boolean, Byte, Short, Float, <b>Word</b>	Read/Write
CTRLPARAM.CTc.1	Boolean, Byte, Short, Float, <b>Word</b>	Read/Write
CTRLPARAM.CTc.2	Boolean, Byte, Short, Float, <b>Word</b>	Read/Write
CTRLPARAM.DLN	Boolean, Byte, Short, Float, <b>Word</b>	Read/Write
CTRLPARAM.M	Boolean, Byte, Short, Float, <b>Word</b>	Read/Write
CTRLPARAM.MODE	Boolean, Byte, Short, Float, <b>Word</b>	Read/Write
CTRLPARAM.O.LP1	Boolean, Byte, Short, Float, <b>Word</b>	Read/Write
CTRLPARAM.O.LP2	Boolean, Byte, Short, Float, <b>Word</b>	Read/Write
CTRLPARAM.PARI	Boolean, Byte, Short, Float, <b>Word</b>	Read/Write
CTRLPARAM.PID	Boolean, Byte, Short, Float, <b>Word</b>	Read/Write
CTRLPARAM.PPID	Boolean, Byte, Short, Float, <b>Word</b>	Read/Write
CTRLPARAM.PSL	Boolean, Byte, Short, Float, <b>Word</b>	Read/Write
CTRLPARAM.PWD	Boolean, Byte, Short, Float, <b>Word</b>	Read/Write
CTRLPARAM.PYS1	Boolean, Byte, Short, Float, <b>Word</b>	Read/Write
CTRLPARAM.PYS2	Boolean, Byte, Short, Float, <b>Word</b>	Read/Write
CTRLPARAM.R.MD	Boolean, Byte, Short, Float, <b>Word</b>	Read/Write
CTRLPARAM.R.TM	Boolean, Byte, Short, Float, <b>Word</b>	Read/Write
CTRLPARAM.RET1	Boolean, Byte, Short, Float, <b>Word</b>	Read/Write
CTRLPARAM.RET2	Boolean, Byte, Short, Float, <b>Word</b>	Read/Write
CTRLPARAM.RET3	Boolean, Byte, Short, Float, <b>Word</b>	Read/Write
CTRLPARAM.RSP.T	Boolean, Byte, Short, Float, <b>Word</b>	Read/Write
CTRLPARAM.RTH1	Boolean, Byte, Short, Float, <b>Word</b>	Read/Write
CTRLPARAM.RTH2	Boolean, Byte, Short, Float, <b>Word</b>	Read/Write
CTRLPARAM.RTH3	Boolean, Byte, Short, Float, <b>Word</b>	Read/Write
CTRLPARAM.RTL1	Boolean, Byte, Short, Float, <b>Word</b>	Read/Write
CTRLPARAM.RTL2	Boolean, Byte, Short, Float, <b>Word</b>	Read/Write
CTRLPARAM.RTL3	Boolean, Byte, Short, Float, <b>Word</b>	Read/Write
CTRLPARAM.STP	Boolean, Byte, Short, Float, <b>Word</b>	Read/Write
CTRLPARAM.SVC	Boolean, Byte, Short, Float, <b>Word</b>	Read/Write
CTRLPARAM.USR	Boolean, Byte, Short, Float, <b>Word</b>	Read/Write

### OP Related Parameter Addressing for US1000

The driver supports the following OP Related Parameter addresses for US1000. The default data type for each address type is shown in **bold**.

Address Format	Data Types	Access
OPRELPARAM.AT.1	Boolean, Byte, Short, Float, <b>Word</b>	Read/Write
OPRELPARAM.AT.2	Boolean, Byte, Short, Float, <b>Word</b>	Read/Write
OPRELPARAM.BS.1	Boolean, Byte, Short, Float, <b>Word</b>	Read/Write
OPRELPARAM.BS.2	Boolean, Byte, Short, Float, <b>Word</b>	Read/Write
OPRELPARAM.C.CSV.1	Boolean, Byte, Short, <b>Float</b> , Word	Read/Write
OPRELPARAM.C.CSV.2	Boolean, Byte, Short, <b>Float</b> , Word	Read/Write
OPRELPARAM.CAM.1	Boolean, Byte, Short, Float, <b>Word</b>	Read/Write
OPRELPARAM.CAM.2	Boolean, Byte, Short, Float, <b>Word</b>	Read/Write
OPRELPARAM.CBS.1	Boolean, Byte, Short, Float, <b>Word</b>	Read/Write
OPRELPARAM.CBS.2	Boolean, Byte, Short, Float, <b>Word</b>	Read/Write
OPRELPARAM.CFL.1	Boolean, Byte, Short, Float, <b>Word</b>	Read/Write

OPRELPARAM.CFL.2	Boolean, Byte, Short, Float, <b>Word</b>	Read/Write
OPRELPARAM.CRT.1	Boolean, Byte, Short, Float, <b>Word</b>	Read/Write
OPRELPARAM.CRT.2	Boolean, Byte, Short, Float, <b>Word</b>	Read/Write
OPRELPARAM.DNR.1	Boolean, Byte, Short, Float, <b>Word</b>	Read/Write
OPRELPARAM.DNR.2	Boolean, Byte, Short, Float, <b>Word</b>	Read/Write
OPRELPARAM.FBI.1	Boolean, Byte, Short, Float, <b>Word</b>	Read/Write
OPRELPARAM.FBO.1	Boolean, Byte, Short, Float, <b>Word</b>	Read/Write
OPRELPARAM.FFL.1	Boolean, Byte, Short, Float, <b>Word</b>	Read/Write
OPRELPARAM.FGN.1	Boolean, Byte, Short, Float, <b>Word</b>	Read/Write
OPRELPARAM.FL.1	Boolean, Byte, Short, Float, <b>Word</b>	Read/Write
OPRELPARAM.FL.2	Boolean, Byte, Short, Float, <b>Word</b>	Read/Write
OPRELPARAM.MMV.1	Boolean, Byte, Short, Float, <b>Word</b>	Read/Write
OPRELPARAM.MMV.2	Boolean, Byte, Short, Float, <b>Word</b>	Read/Write
OPRELPARAM.MMVc.1	Boolean, Byte, Short, Float, <b>Word</b>	Read/Write
OPRELPARAM.MMVc.2	Boolean, Byte, Short, Float, <b>Word</b>	Read/Write
OPRELPARAM.O/C	Boolean, Byte, Short, Float, <b>Word</b>	Read/Write
OPRELPARAM.R/S	Boolean, Byte, Short, Float, <b>Word</b>	Read/Write
OPRELPARAM.SC.1	Boolean, Byte, Short, Float, <b>Word</b>	Read/Write
OPRELPARAM.SC.2	Boolean, Byte, Short, Float, <b>Word</b>	Read/Write
OPRELPARAM.SVNO	Boolean, Byte, Short, Float, <b>Word</b>	Read/Write
OPRELPARAM.UPR.1	Boolean, Byte, Short, Float, <b>Word</b>	Read/Write
OPRELPARAM.UPR.2	Boolean, Byte, Short, Float, <b>Word</b>	Read/Write

### PID Parameter Addressing for US1000

The driver supports the following PID Parameter addresses for US1000. The default data type for each address type is shown in **bold**.

Address Format	Data Types	Access
PID.1.A1.1	Boolean, Byte, Short, <b>Float</b> , Word	Read/Write
PID.1.A1.2	Boolean, Byte, Short, <b>Float</b> , Word	Read/Write
PID.1.A2.1	Boolean, Byte, Short, <b>Float</b> , Word	Read/Write
PID.1.A2.2	Boolean, Byte, Short, <b>Float</b> , Word	Read/Write
PID.1.A3.1	Boolean, Byte, Short, <b>Float</b> , Word	Read/Write
PID.1.A3.2	Boolean, Byte, Short, <b>Float</b> , Word	Read/Write
PID.1.A4.1	Boolean, Byte, Short, <b>Float</b> , Word	Read/Write
PID.1.A4.2	Boolean, Byte, Short, <b>Float</b> , Word	Read/Write
PID.1.D.1	Boolean, Byte, Short, <b>Float</b> , Word	Read/Write
PID.1.D.2	Boolean, Byte, Short, <b>Float</b> , Word	Read/Write
PID.1.DB.1	Boolean, Byte, Short, <b>Float</b> , Word	Read/Write
PID.1.DB.2	Boolean, Byte, Short, <b>Float</b> , Word	Read/Write
PID.1.Dc.1	Boolean, Byte, Short, <b>Float</b> , Word	Read/Write
PID.1.Dc.2	Boolean, Byte, Short, <b>Float</b> , Word	Read/Write
PID.1.DR.1	Boolean, Byte, Short, <b>Float</b> , Word	Read/Write
PID.1.DR.2	Boolean, Byte, Short, <b>Float</b> , Word	Read/Write
PID.1.H.1	Boolean, Byte, Short, <b>Float</b> , Word	Read/Write
PID.1.H.2	Boolean, Byte, Short, <b>Float</b> , Word	Read/Write
PID.1.Hc.1	Boolean, Byte, Short, <b>Float</b> , Word	Read/Write
PID.1.Hc.2	Boolean, Byte, Short, <b>Float</b> , Word	Read/Write
PID.1.I.1	Boolean, Byte, Short, <b>Float</b> , Word	Read/Write
PID.1.I.2	Boolean, Byte, Short, <b>Float</b> , Word	Read/Write
PID.1.Ic.1	Boolean, Byte, Short, <b>Float</b> , Word	Read/Write
PID.1.Ic.2	Boolean, Byte, Short, <b>Float</b> , Word	Read/Write
PID.1.MH.1	Boolean, Byte, Short, <b>Float</b> , Word	Read/Write
PID.1.MH.2	Boolean, Byte, Short, <b>Float</b> , Word	Read/Write
PID.1.ML.1	Boolean, Byte, Short, <b>Float</b> , Word	Read/Write













PID.8.D.2	Boolean, Byte, Short, <b>Float</b> , Word	Read/Write
PID.8.DB.1	Boolean, Byte, Short, <b>Float</b> , Word	Read/Write
PID.8.DB.2	Boolean, Byte, Short, <b>Float</b> , Word	Read/Write
PID.8.Dc.1	Boolean, Byte, Short, <b>Float</b> , Word	Read/Write
PID.8.Dc.2	Boolean, Byte, Short, <b>Float</b> , Word	Read/Write
PID.8.DR.1	Boolean, Byte, Short, <b>Float</b> , Word	Read/Write
PID.8.DR.2	Boolean, Byte, Short, <b>Float</b> , Word	Read/Write
PID.8.H.1	Boolean, Byte, Short, <b>Float</b> , Word	Read/Write
PID.8.H.2	Boolean, Byte, Short, <b>Float</b> , Word	Read/Write
PID.8.Hc.1	Boolean, Byte, Short, <b>Float</b> , Word	Read/Write
PID.8.Hc.2	Boolean, Byte, Short, <b>Float</b> , Word	Read/Write
PID.8.I.1	Boolean, Byte, Short, <b>Float</b> , Word	Read/Write
PID.8.I.2	Boolean, Byte, Short, <b>Float</b> , Word	Read/Write
PID.8.Ic.1	Boolean, Byte, Short, <b>Float</b> , Word	Read/Write
PID.8.Ic.2	Boolean, Byte, Short, <b>Float</b> , Word	Read/Write
PID.8.MH.1	Boolean, Byte, Short, <b>Float</b> , Word	Read/Write
PID.8.MH.2	Boolean, Byte, Short, <b>Float</b> , Word	Read/Write
PID.8.ML.1	Boolean, Byte, Short, <b>Float</b> , Word	Read/Write
PID.8.ML.2	Boolean, Byte, Short, <b>Float</b> , Word	Read/Write
PID.8.MR.1	Boolean, Byte, Short, <b>Float</b> , Word	Read/Write
PID.8.MR.2	Boolean, Byte, Short, <b>Float</b> , Word	Read/Write
PID.8.P.1	Boolean, Byte, Short, <b>Float</b> , Word	Read/Write
PID.8.P.2	Boolean, Byte, Short, <b>Float</b> , Word	Read/Write
PID.8.Pc.1	Boolean, Byte, Short, <b>Float</b> , Word	Read/Write
PID.8.Pc.2	Boolean, Byte, Short, <b>Float</b> , Word	Read/Write
PID.8.PM.1	Boolean, Byte, Short, <b>Float</b> , Word	Read/Write
PID.8.PM.2	Boolean, Byte, Short, <b>Float</b> , Word	Read/Write
PID.8.PMc.1	Boolean, Byte, Short, <b>Float</b> , Word	Read/Write
PID.8.PMc.2	Boolean, Byte, Short, <b>Float</b> , Word	Read/Write
PID.8.RP.1	Boolean, Byte, Short, <b>Float</b> , Word	Read/Write
PID.8.RP.2	Boolean, Byte, Short, <b>Float</b> , Word	Read/Write
PID.8.SV.1	Boolean, Byte, Short, <b>Float</b> , Word	Read/Write
PID.8.SV.2	Boolean, Byte, Short, <b>Float</b> , Word	Read/Write

### Process Parameters Addressing for US1000

The driver supports the following Process parameter addresses for US1000. The default data type for each address type is shown in **bold**.

Address Format	Data Types	Access
PROCESS.ADERROR	Boolean, Byte, Short, Float, <b>Word</b>	Read Only
PROCESS.ALM	Boolean, Byte, Short, Float, <b>Word</b>	Read Only
PROCESS.CMV.1	Boolean, Byte, Short, <b>Float</b> , Word	Read Only
PROCESS.CMV.2	Boolean, Byte, Short, <b>Float</b> , Word	Read Only
PROCESS.CSV.1	Boolean, Byte, Short, <b>Float</b> , Word	Read Only
PROCESS.CSV.2	Boolean, Byte, Short, <b>Float</b> , Word	Read Only
PROCESS.CSVNO	Boolean, Byte, Short, Float, <b>Word</b>	Read Only
PROCESS.DEV.1	Boolean, Byte, Short, <b>Float</b> , Word	Read Only
PROCESS.DEV.2	Boolean, Byte, Short, <b>Float</b> , Word	Read Only
PROCESS.DISP1	Boolean, Byte, Short, Float, <b>Word</b>	Read Only
PROCESS.DISP2	Boolean, Byte, Short, Float, <b>Word</b>	Read Only
PROCESS.ERROR.1	Boolean, Byte, Short, Float, <b>Word</b>	Read Only
PROCESS.ERROR.2	Boolean, Byte, Short, Float, <b>Word</b>	Read Only
PROCESS.HMV.1	Boolean, Byte, Short, <b>Float</b> , Word	Read Only
PROCESS.HMV.2	Boolean, Byte, Short, <b>Float</b> , Word	Read Only
PROCESS.MOD.1	Boolean, Byte, Short, <b>Float</b> , Word	Read Only

PROCESS.MOD.2	Boolean, Byte, Short, <b>Float</b> , Word	Read Only
PROCESS.MV.1	Boolean, Byte, Short, <b>Float</b> , Word	Read Only
PROCESS.MV.2	Boolean, Byte, Short, <b>Float</b> , Word	Read Only
PROCESS.PARAERR	Boolean, Byte, Short, Float, <b>Word</b>	Read Only
PROCESS.PIDNO.1	Boolean, Byte, Short, Float, <b>Word</b>	Read Only
PROCESS.PIDNO.2	Boolean, Byte, Short, Float, <b>Word</b>	Read Only
PROCESS.PV.1	Boolean, Byte, Short, <b>Float</b> , Word	Read Only
PROCESS.PV.2	Boolean, Byte, Short, <b>Float</b> , Word	Read Only
PROCESS.SMEC	Boolean, Byte, Short, Float, <b>Word</b>	Read Only

### Setup Parameter Addressing for US1000

The driver supports the following Setup parameter addresses for US1000. The default data type for each address type is shown in **bold**.

Address Format	Data Types	Access
SETUP.AL1.1	Boolean, Byte, Short, Float, <b>Word</b>	Read/Write
SETUP.AL1.2	Boolean, Byte, Short, Float, <b>Word</b>	Read/Write
SETUP.AL2.1	Boolean, Byte, Short, Float, <b>Word</b>	Read/Write
SETUP.AL2.2	Boolean, Byte, Short, Float, <b>Word</b>	Read/Write
SETUP.AL3.1	Boolean, Byte, Short, Float, <b>Word</b>	Read/Write
SETUP.AL3.2	Boolean, Byte, Short, Float, <b>Word</b>	Read/Write
SETUP.AL4.1	Boolean, Byte, Short, Float, <b>Word</b>	Read/Write
SETUP.AL4.2	Boolean, Byte, Short, Float, <b>Word</b>	Read/Write
SETUP.AMD.1	Boolean, Byte, Short, Float, <b>Word</b>	Read/Write
SETUP.AMD.2	Boolean, Byte, Short, Float, <b>Word</b>	Read/Write
SETUP.AR.1	Boolean, Byte, Short, Float, <b>Word</b>	Read/Write
SETUP.AR.2	Boolean, Byte, Short, Float, <b>Word</b>	Read/Write
SETUP.CMS.1	Boolean, Byte, Short, Float, <b>Word</b>	Read/Write
SETUP.CMS.2	Boolean, Byte, Short, Float, <b>Word</b>	Read/Write
SETUP.DVB.1	Boolean, Byte, Short, Float, <b>Word</b>	Read/Write
SETUP.DVB.2	Boolean, Byte, Short, Float, <b>Word</b>	Read/Write
SETUP.FFS	Boolean, Byte, Short, Float, <b>Word</b>	Read/Write
SETUP.HY1.1	Boolean, Byte, Short, Float, <b>Word</b>	Read/Write
SETUP.HY1.2	Boolean, Byte, Short, Float, <b>Word</b>	Read/Write
SETUP.HY2.1	Boolean, Byte, Short, Float, <b>Word</b>	Read/Write
SETUP.HY2.2	Boolean, Byte, Short, Float, <b>Word</b>	Read/Write
SETUP.HY3.1	Boolean, Byte, Short, Float, <b>Word</b>	Read/Write
SETUP.HY3.2	Boolean, Byte, Short, Float, <b>Word</b>	Read/Write
SETUP.HY4.1	Boolean, Byte, Short, Float, <b>Word</b>	Read/Write
SETUP.HY4.2	Boolean, Byte, Short, Float, <b>Word</b>	Read/Write
SETUP.MOD.1	Boolean, Byte, Short, Float, <b>Word</b>	Read/Write
SETUP.MOD.2	Boolean, Byte, Short, Float, <b>Word</b>	Read/Write
SETUP.MVR.1	Boolean, Byte, Short, Float, <b>Word</b>	Read/Write
SETUP.MVR.2	Boolean, Byte, Short, Float, <b>Word</b>	Read/Write
SETUP.PVR.T.1	Boolean, Byte, Short, Float, <b>Word</b>	Read/Write
SETUP.PVR.T.2	Boolean, Byte, Short, Float, <b>Word</b>	Read/Write
SETUP.PVT.1	Boolean, Byte, Short, Float, <b>Word</b>	Read/Write
SETUP.PVT.2	Boolean, Byte, Short, Float, <b>Word</b>	Read/Write
SETUP.TMU.1	Boolean, Byte, Short, Float, <b>Word</b>	Read/Write
SETUP.TMU.2	Boolean, Byte, Short, Float, <b>Word</b>	Read/Write

### Status Addressing for US1000

The driver supports Boolean status addresses for US1000.

Address Format	Data Types	Access
----------------	------------	--------

STATUS.ALM	Boolean	Read Only
STATUS.ALO11	Boolean	Read Only
STATUS.ALO12	Boolean	Read Only
STATUS.ALO13	Boolean	Read Only
STATUS.ALO14	Boolean	Read Only
STATUS.ALO21	Boolean	Read Only
STATUS.ALO22	Boolean	Read Only
STATUS.ALO23	Boolean	Read Only
STATUS.ALO24	Boolean	Read Only
STATUS.CSVNO.0	Boolean	Read Only
STATUS.CSVNO.1	Boolean	Read Only
STATUS.CSVNO.2	Boolean	Read Only
STATUS.CSVNO.3	Boolean	Read Only
STATUS.DEV1+	Boolean	Read Only
STATUS.DEV1713	Boolean	Read Only
STATUS.DEV1Z	Boolean	Read Only
STATUS.DEV2+	Boolean	Read Only
STATUS.DEV2717	Boolean	Read Only
STATUS.DEV2Z	Boolean	Read Only
STATUS.LP2	Boolean	Read Only
STATUS.MV	Boolean	Read Only
STATUS.PIDNO1.0	Boolean	Read Only
STATUS.PIDNO1.1	Boolean	Read Only
STATUS.PIDNO1.2	Boolean	Read Only
STATUS.PIDNO1.3	Boolean	Read Only
STATUS.PIDNO2.0	Boolean	Read Only
STATUS.PIDNO2.1	Boolean	Read Only
STATUS.PIDNO2.2	Boolean	Read Only
STATUS.PIDNO2.3	Boolean	Read Only
STATUS.PON	Boolean	Read Only
STATUS.TIM.10S	Boolean	Read Only
STATUS.TIM.1M	Boolean	Read Only
STATUS.TIM.1S	Boolean	Read Only
STATUS.TIM.5S	Boolean	Read Only
STATUS.UR1	Boolean	Read Only
STATUS.UR10	Boolean	Read Only
STATUS.UR11	Boolean	Read Only
STATUS.UR12	Boolean	Read Only
STATUS.UR13	Boolean	Read Only
STATUS.UR14	Boolean	Read Only
STATUS.UR15	Boolean	Read Only
STATUS.UR16	Boolean	Read Only
STATUS.UR17	Boolean	Read Only
STATUS.UR18	Boolean	Read Only
STATUS.UR19	Boolean	Read Only
STATUS.UR2	Boolean	Read Only
STATUS.UR20	Boolean	Read Only
STATUS.UR21	Boolean	Read Only
STATUS.UR22	Boolean	Read Only
STATUS.UR23	Boolean	Read Only
STATUS.UR24	Boolean	Read Only
STATUS.UR25	Boolean	Read Only
STATUS.UR26	Boolean	Read Only
STATUS.UR27	Boolean	Read Only
STATUS.UR28	Boolean	Read Only

STATUS.UR29	Boolean	Read Only
STATUS.UR3	Boolean	Read Only
STATUS.UR32	Boolean	Read Only
STATUS.UR33	Boolean	Read Only
STATUS.UR34	Boolean	Read Only
STATUS.UR35	Boolean	Read Only
STATUS.UR36	Boolean	Read Only
STATUS.UR37	Boolean	Read Only
STATUS.UR38	Boolean	Read Only
STATUS.UR39	Boolean	Read Only
STATUS.UR4	Boolean	Read Only
STATUS.UR40	Boolean	Read Only
STATUS.UR41	Boolean	Read Only
STATUS.UR42	Boolean	Read Only
STATUS.UR43	Boolean	Read Only
STATUS.UR44	Boolean	Read Only
STATUS.UR45	Boolean	Read Only
STATUS.UR46	Boolean	Read Only
STATUS.UR47	Boolean	Read Only
STATUS.UR48	Boolean	Read Only
STATUS.UR5	Boolean	Read Only
STATUS.UR6	Boolean	Read Only
STATUS.UR7	Boolean	Read Only
STATUS.UR8	Boolean	Read Only
STATUS.UR9	Boolean	Read Only
ALMSTAT.ALM11.off	Boolean	Read Only
ALMSTAT.ALM11.on	Boolean	Read Only
ALMSTAT.ALM12.off	Boolean	Read Only
ALMSTAT.ALM12.on	Boolean	Read Only
ALMSTAT.ALM13.off	Boolean	Read Only
ALMSTAT.ALM13.on	Boolean	Read Only
ALMSTAT.ALM14.off	Boolean	Read Only
ALMSTAT.ALM14.on	Boolean	Read Only
ALMSTAT.ALM21.off	Boolean	Read Only
ALMSTAT.ALM21.on	Boolean	Read Only
ALMSTAT.ALM22.off	Boolean	Read Only
ALMSTAT.ALM22.on	Boolean	Read Only
ALMSTAT.ALM23.off	Boolean	Read Only
ALMSTAT.ALM23.on	Boolean	Read Only
ALMSTAT.ALM24.off	Boolean	Read Only
ALMSTAT.ALM24.on	Boolean	Read Only
ALMSTAT.DI1.off	Boolean	Read Only
ALMSTAT.DI2.off	Boolean	Read Only
ALMSTAT.DI3.off	Boolean	Read Only
ALMSTAT.DI4.off	Boolean	Read Only
ALMSTAT.DI5.off	Boolean	Read Only
ALMSTAT.DI6.off	Boolean	Read Only
ALMSTAT.DI7.off	Boolean	Read Only
ALMSTAT.DP1.off	Boolean	Read Only
ALMSTAT.DP2.off	Boolean	Read Only
ALMSTAT.MG1.off	Boolean	Read Only
ALMSTAT.MG2.off	Boolean	Read Only
ALMSTAT.MG3.off	Boolean	Read Only
ALMSTAT.MG4.off	Boolean	Read Only
OFFSTATUS.AD1BO.off	Boolean	Read Only



OFFSTATUS.AD1ERR.off	Boolean	Read Only
OFFSTATUS.AD2BO.off	Boolean	Read Only
OFFSTATUS.AD2ERR.off	Boolean	Read Only
OFFSTATUS.AD3BO.off	Boolean	Read Only
OFFSTATUS.AD3ERR.off	Boolean	Read Only
OFFSTATUS.AT1.off	Boolean	Read Only
OFFSTATUS.AT1ERR.off	Boolean	Read Only
OFFSTATUS.AT2.off	Boolean	Read Only
OFFSTATUS.AT2ERR.off	Boolean	Read Only
OFFSTATUS.AUT1.off	Boolean	Read Only
OFFSTATUS.AUT2.off	Boolean	Read Only
OFFSTATUS.C.CSV1ADC.off	Boolean	Read Only
OFFSTATUS.C.CSV1BO.off	Boolean	Read Only
OFFSTATUS.C.CSV2ADC.off	Boolean	Read Only
OFFSTATUS.C.CSV2BO.off	Boolean	Read Only
OFFSTATUS.CALB.E.off	Boolean	Read Only
OFFSTATUS.CAS1.off	Boolean	Read Only
OFFSTATUS.CAS2.off	Boolean	Read Only
OFFSTATUS.CSV1ADC.off	Boolean	Read Only
OFFSTATUS.CSV1BO.off	Boolean	Read Only
OFFSTATUS.CSV2ADC.off	Boolean	Read Only
OFFSTATUS.CSV2BO.off	Boolean	Read Only
OFFSTATUS.EEP.E.off	Boolean	Read Only
OFFSTATUS.MAN1.off	Boolean	Read Only
OFFSTATUS.MAN2.off	Boolean	Read Only
OFFSTATUS.MODE.E.off	Boolean	Read Only
OFFSTATUS.O/C.off	Boolean	Read Only
OFFSTATUS.PARA.E.off	Boolean	Read Only
OFFSTATUS.PV1+over.off	Boolean	Read Only
OFFSTATUS.PV1ADC.off	Boolean	Read Only
OFFSTATUS.PV1BO.off	Boolean	Read Only
OFFSTATUS.PV1-over.off	Boolean	Read Only
OFFSTATUS.PV2+over.off	Boolean	Read Only
OFFSTATUS.PV2ADC.off	Boolean	Read Only
OFFSTATUS.PV2BO.off	Boolean	Read Only
OFFSTATUS.PV2-over.off	Boolean	Read Only
OFFSTATUS.R/S.off	Boolean	Read Only
OFFSTATUS.RANGE.off	Boolean	Read Only
OFFSTATUS.RJC1ERR.off	Boolean	Read Only
OFFSTATUS.RJC2ERR.off	Boolean	Read Only
OFFSTATUS.SETUP.off	Boolean	Read Only
OFFSTATUS.SYSTEM.E.off	Boolean	Read Only
OFFSTATUS.USER.E.off	Boolean	Read Only
OFFSTATUS.USMD.off	Boolean	Read Only
OFFSTATUS.VLBO.off	Boolean	Read Only
OFFSTATUS.VLERR.off	Boolean	Read Only
ONSTATUS.AD1BO.on	Boolean	Read Only
ONSTATUS.AD1BO.st	Boolean	Read Only
ONSTATUS.AD1ERR.on	Boolean	Read Only
ONSTATUS.AD1ERR.st	Boolean	Read Only
ONSTATUS.AD2BO.on	Boolean	Read Only
ONSTATUS.AD2BO.st	Boolean	Read Only
ONSTATUS.AD2ERR.on	Boolean	Read Only
ONSTATUS.AD2ERR.st	Boolean	Read Only
ONSTATUS.AD3BO.on	Boolean	Read Only

ONSTATUS.AD3BO.st	Boolean	Read Only
ONSTATUS.AD3ERR.on	Boolean	Read Only
ONSTATUS.AD3ERR.st	Boolean	Read Only
ONSTATUS.ALM11.st	Boolean	Read Only
ONSTATUS.ALM12.st	Boolean	Read Only
ONSTATUS.ALM13.st	Boolean	Read Only
ONSTATUS.ALM14.st	Boolean	Read Only
ONSTATUS.ALM21.st	Boolean	Read Only
ONSTATUS.ALM22.st	Boolean	Read Only
ONSTATUS.ALM23.st	Boolean	Read Only
ONSTATUS.ALM24.st	Boolean	Read Only
ONSTATUS.AT1.on	Boolean	Read Only
ONSTATUS.AT1.st	Boolean	Read Only
ONSTATUS.AT1ERR.on	Boolean	Read Only
ONSTATUS.AT1ERR.st	Boolean	Read Only
ONSTATUS.AT2.on	Boolean	Read Only
ONSTATUS.AT2.st	Boolean	Read Only
ONSTATUS.AT2ERR.on	Boolean	Read Only
ONSTATUS.AT2ERR.st	Boolean	Read Only
ONSTATUS.AUT1.on	Boolean	Read Only
ONSTATUS.AUT1.st	Boolean	Read Only
ONSTATUS.AUT2.on	Boolean	Read Only
ONSTATUS.AUT2.st	Boolean	Read Only
ONSTATUS.C.CSV1ADC.on	Boolean	Read Only
ONSTATUS.C.CSV1ADC.st	Boolean	Read Only
ONSTATUS.C.CSV1BO.on	Boolean	Read Only
ONSTATUS.C.CSV1BO.st	Boolean	Read Only
ONSTATUS.C.CSV2ADC.on	Boolean	Read Only
ONSTATUS.C.CSV2ADC.st	Boolean	Read Only
ONSTATUS.C.CSV2BO.on	Boolean	Read Only
ONSTATUS.C.CSV2BO.st	Boolean	Read Only
ONSTATUS.CALB.E.on	Boolean	Read Only
ONSTATUS.CALB.E.st	Boolean	Read Only
ONSTATUS.CAS1.on	Boolean	Read Only
ONSTATUS.CAS1.st	Boolean	Read Only
ONSTATUS.CAS2.on	Boolean	Read Only
ONSTATUS.CAS2.st	Boolean	Read Only
ONSTATUS.CSV1ADC.on	Boolean	Read Only
ONSTATUS.CSV1ADC.st	Boolean	Read Only
ONSTATUS.CSV1BO.on	Boolean	Read Only
ONSTATUS.CSV1BO.st	Boolean	Read Only
ONSTATUS.CSV2ADC.on	Boolean	Read Only
ONSTATUS.CSV2ADC.st	Boolean	Read Only
ONSTATUS.CSV2BO.on	Boolean	Read Only
ONSTATUS.CSV2BO.st	Boolean	Read Only
ONSTATUS.DI1.on	Boolean	Read Only
ONSTATUS.DI1.st	Boolean	Read Only
ONSTATUS.DI2.on	Boolean	Read Only
ONSTATUS.DI2.st	Boolean	Read Only
ONSTATUS.DI3.on	Boolean	Read Only
ONSTATUS.DI3.st	Boolean	Read Only
ONSTATUS.DI4.on	Boolean	Read Only
ONSTATUS.DI4.st	Boolean	Read Only
ONSTATUS.DI5.on	Boolean	Read Only
ONSTATUS.DI5.st	Boolean	Read Only

ONSTATUS.DI6.on	Boolean	Read Only
ONSTATUS.DI6.st	Boolean	Read Only
ONSTATUS.DI7.on	Boolean	Read Only
ONSTATUS.DI7.st	Boolean	Read Only
ONSTATUS.DP1.on	Boolean	Read Only
ONSTATUS.DP1.st	Boolean	Read Only
ONSTATUS.DP2.on	Boolean	Read Only
ONSTATUS.DP2.st	Boolean	Read Only
ONSTATUS.EEP.E.on	Boolean	Read Only
ONSTATUS.EEP.E.st	Boolean	Read Only
ONSTATUS.MAN1.on	Boolean	Read Only
ONSTATUS.MAN1.st	Boolean	Read Only
ONSTATUS.MAN2.on	Boolean	Read Only
ONSTATUS.MAN2.st	Boolean	Read Only
ONSTATUS.MG1.on	Boolean	Read Only
ONSTATUS.MG1.st	Boolean	Read Only
ONSTATUS.MG2.on	Boolean	Read Only
ONSTATUS.MG2.st	Boolean	Read Only
ONSTATUS.MG3.on	Boolean	Read Only
ONSTATUS.MG3.st	Boolean	Read Only
ONSTATUS.MG4.on	Boolean	Read Only
ONSTATUS.MG4.st	Boolean	Read Only
ONSTATUS.MODE.E.on	Boolean	Read Only
ONSTATUS.MODE.E.st	Boolean	Read Only
ONSTATUS.O/C.on	Boolean	Read Only
ONSTATUS.O/C.st	Boolean	Read Only
ONSTATUS.PARA.E.on	Boolean	Read Only
ONSTATUS.PARA.E.st	Boolean	Read Only
ONSTATUS.PV1+over.on	Boolean	Read Only
ONSTATUS.PV1+over.st	Boolean	Read Only
ONSTATUS.PV1ADC.on	Boolean	Read Only
ONSTATUS.PV1ADC.st	Boolean	Read Only
ONSTATUS.PV1BO.on	Boolean	Read Only
ONSTATUS.PV1BO.st	Boolean	Read Only
ONSTATUS.PV1-over.on	Boolean	Read Only
ONSTATUS.PV1-over.st	Boolean	Read Only
ONSTATUS.PV2+over.on	Boolean	Read Only
ONSTATUS.PV2+over.st	Boolean	Read Only
ONSTATUS.PV2ADC.on	Boolean	Read Only
ONSTATUS.PV2ADC.st	Boolean	Read Only
ONSTATUS.PV2BO.on	Boolean	Read Only
ONSTATUS.PV2BO.st	Boolean	Read Only
ONSTATUS.PV2-over.on	Boolean	Read Only
ONSTATUS.PV2-over.st	Boolean	Read Only
ONSTATUS.R/S.on	Boolean	Read Only
ONSTATUS.R/S.st	Boolean	Read Only
ONSTATUS.RANGE.on	Boolean	Read Only
ONSTATUS.RANGE.st	Boolean	Read Only
ONSTATUS.RJC1ERR.on	Boolean	Read Only
ONSTATUS.RJC1ERR.st	Boolean	Read Only
ONSTATUS.RJC2ERR.on	Boolean	Read Only
ONSTATUS.RJC2ERR.st	Boolean	Read Only
ONSTATUS.SETUP.on	Boolean	Read Only
ONSTATUS.SETUP.st	Boolean	Read Only
ONSTATUS.SYSTEM.E.on	Boolean	Read Only

ONSTATUS.SYSTEM.E.st	Boolean	Read Only
ONSTATUS.USER.E.on	Boolean	Read Only
ONSTATUS.USER.E.st	Boolean	Read Only
ONSTATUS.USMD.on	Boolean	Read Only
ONSTATUS.USMD.st	Boolean	Read Only
ONSTATUS.VLBO.on	Boolean	Read Only
ONSTATUS.VLBO.st	Boolean	Read Only
ONSTATUS.VLERR.on	Boolean	Read Only
ONSTATUS.VLERR.st	Boolean	Read Only

### Absolute Address Mapping (D0001-D0300) for US1000

Register to Tag Address Mapping for registers D0001-D0300 are shown below.

**Note:** Registers missing in the given range are either not applicable for this device model or are not supported.

Register Address	Tag Address
D0001	PROCESS.ADERROR
D0002	PROCESS.ERROR.1
D0003	PROCESS.PV.1
D0004	PROCESS.CSV.1
D0005	PROCESS.MV.1
D0006	PROCESS.HMV.1
D0007	PROCESS.CMV.1
D0008	PROCESS.MOD.1
D0009	PROCESS.PIDNO.1
D0010	PROCESS.CSVNO
D0011	PROCESS.ALM
D0018	PROCESS.ERROR.2
D0019	PROCESS.PV.2
D0020	PROCESS.CSV.2
D0021	PROCESS.MV.2
D0022	PROCESS.HMV.2
D0023	PROCESS.CMV.2
D0024	PROCESS.MOD.2
D0025	PROCESS.PIDNO.2
D0026	PROCESS.DEV.1
D0030	PROCESS.DEV.2
D0032	PROCESS.SMEC
D0035	PROCESS.PARAERR
D0039	PROCESS.DISP1
D0040	PROCESS.DISP2
D0201	OPRELPARAM.CAM.1
D0202	OPRELPARAM.CAM.2
D0205	OPRELPARAM.R/S
D0206	OPRELPARAM.O/C
D0207	OPRELPARAM.SVNO
D0208	OPRELPARAM.C.CSV.1
D0209	OPRELPARAM.C.CSV.2
D0210	OPRELPARAM.MMV.1
D0211	OPRELPARAM.MMVc.1
D0212	OPRELPARAM.MMV.2
D0213	OPRELPARAM.MMVc.2
D0241	OPRELPARAM.AT.1
D0242	OPRELPARAM.SC.1
D0243	OPRELPARAM.BS.1

D0244	OPRELPARAM.FL.1
D0245	OPRELPARAM.UPR.1
D0246	OPRELPARAM.DNR.1
D0247	OPRELPARAM.CRT.1
D0248	OPRELPARAM.CBS.1
D0249	OPRELPARAM.CFL.1
D0250	OPRELPARAM.FGN.1
D0251	OPRELPARAM.FBI.1
D0252	OPRELPARAM.FBO.1
D0253	OPRELPARAM.FFL.1
D0271	OPRELPARAM.AT.2
D0272	OPRELPARAM.SC.2
D0273	OPRELPARAM.BS.2
D0274	OPRELPARAM.FL.2
D0275	OPRELPARAM.UPR.2
D0276	OPRELPARAM.DNR.2
D0277	OPRELPARAM.CRT.2
D0278	OPRELPARAM.CBS.2
D0279	OPRELPARAM.CFL.2

### Absolute Address Mapping (D0301-D0700) for US1000

Register to Tag Address Mapping for registers D0301-D0700 are shown below.

**Note:** Registers missing in the given range are either not applicable for this device model or are not supported.

Register Address	Tag Address
D0301	PID.1.SV.1
D0302	PID.1.A1.1
D0303	PID.1.A2.1
D0304	PID.1.A3.1
D0305	PID.1.A4.1
D0306	PID.1.P.1
D0307	PID.1.I.1
D0308	PID.1.D.1
D0309	PID.1.MH.1
D0310	PID.1.ML.1
D0311	PID.1.MR.1
D0312	PID.1.H.1
D0313	PID.1.DR.1
D0314	PID.1.Pc.1
D0315	PID.1.Ic.1
D0316	PID.1.Dc.1
D0317	PID.1.Hc.1
D0318	PID.1.DB.1
D0319	PID.1.RP.1
D0320	PID.1.PM.1
D0321	PID.1.PMc.1
D0326	PID.2.SV.1
D0327	PID.2.A1.1
D0328	PID.2.A2.1
D0329	PID.2.A3.1
D0330	PID.2.A4.1
D0331	PID.2.P.1
D0332	PID.2.I.1
D0333	PID.2.D.1

D0334	PID.2.MH.1
D0335	PID.2.ML.1
D0336	PID.2.MR.1
D0337	PID.2.H.1
D0338	PID.2.DR.1
D0339	PID.2.Pc.1
D0340	PID.2.Ic.1
D0341	PID.2.Dc.1
D0342	PID.2.Hc.1
D0343	PID.2.DB.1
D0344	PID.2.RP.1
D0345	PID.2.PM.1
D0346	PID.2.PMc.1
D0351	PID.3.SV.1
D0352	PID.3.A1.1
D0353	PID.3.A2.1
D0354	PID.3.A3.1
D0355	PID.3.A4.1
D0356	PID.3.P.1
D0357	PID.3.I.1
D0358	PID.3.D.1
D0359	PID.3.MH.1
D0360	PID.3.ML.1
D0361	PID.3.MR.1
D0362	PID.3.H.1
D0363	PID.3.DR.1
D0364	PID.3.Pc.1
D0365	PID.3.Ic.1
D0366	PID.3.Dc.1
D0367	PID.3.Hc.1
D0368	PID.3.DB.1
D0369	PID.3.RP.1
D0370	PID.3.PM.1
D0371	PID.3.PMc.1
D0376	PID.4.SV.1
D0377	PID.4.A1.1
D0378	PID.4.A2.1
D0379	PID.4.A3.1
D0380	PID.4.A4.1
D0381	PID.4.P.1
D0382	PID.4.I.1
D0383	PID.4.D.1
D0384	PID.4.MH.1
D0385	PID.4.ML.1
D0386	PID.4.MR.1
D0387	PID.4.H.1
D0388	PID.4.DR.1
D0389	PID.4.Pc.1
D0390	PID.4.Ic.1
D0391	PID.4.Dc.1
D0392	PID.4.Hc.1
D0393	PID.4.DB.1
D0394	PID.4.RP.1
D0395	PID.4.PM.1
D0396	PID.4.PMc.1

D0401	PID.5.SV.1
D0402	PID.5.A1.1
D0403	PID.5.A2.1
D0404	PID.5.A3.1
D0405	PID.5.A4.1
D0406	PID.5.P.1
D0407	PID.5.I.1
D0408	PID.5.D.1
D0409	PID.5.MH.1
D0410	PID.5.ML.1
D0411	PID.5.MR.1
D0412	PID.5.H.1
D0413	PID.5.DR.1
D0414	PID.5.Pc.1
D0415	PID.5.Ic.1
D0416	PID.5.Dc.1
D0417	PID.5.Hc.1
D0418	PID.5.DB.1
D0419	PID.5.RP.1
D0420	PID.5.PM.1
D0421	PID.5.PMc.1
D0426	PID.6.SV.1
D0427	PID.6.A1.1
D0428	PID.6.A2.1
D0429	PID.6.A3.1
D0430	PID.6.A4.1
D0431	PID.6.P.1
D0432	PID.6.I.1
D0433	PID.6.D.1
D0434	PID.6.MH.1
D0435	PID.6.ML.1
D0436	PID.6.MR.1
D0437	PID.6.H.1
D0438	PID.6.DR.1
D0439	PID.6.Pc.1
D0440	PID.6.Ic.1
D0441	PID.6.Dc.1
D0442	PID.6.Hc.1
D0443	PID.6.DB.1
D0444	PID.6.RP.1
D0445	PID.6.PM.1
D0446	PID.6.PMc.1
D0451	PID.7.SV.1
D0452	PID.7.A1.1
D0453	PID.7.A2.1
D0454	PID.7.A3.1
D0455	PID.7.A4.1
D0456	PID.7.P.1
D0457	PID.7.I.1
D0458	PID.7.D.1
D0459	PID.7.MH.1
D0460	PID.7.ML.1
D0461	PID.7.MR.1
D0462	PID.7.H.1
D0463	PID.7.DR.1

D0464	PID.7.Pc.1
D0465	PID.7.Ic.1
D0466	PID.7.Dc.1
D0467	PID.7.Hc.1
D0468	PID.7.DB.1
D0469	PID.7.RP.1
D0470	PID.7.PM.1
D0471	PID.7.PMc.1
D0476	PID.8.SV.1
D0477	PID.8.A1.1
D0478	PID.8.A2.1
D0479	PID.8.A3.1
D0480	PID.8.A4.1
D0481	PID.8.P.1
D0482	PID.8.I.1
D0483	PID.8.D.1
D0484	PID.8.MH.1
D0485	PID.8.ML.1
D0486	PID.8.MR.1
D0487	PID.8.H.1
D0488	PID.8.DR.1
D0489	PID.8.Pc.1
D0490	PID.8.Ic.1
D0491	PID.8.Dc.1
D0492	PID.8.Hc.1
D0493	PID.8.DB.1
D0494	PID.8.RP.1
D0495	PID.8.PM.1
D0496	PID.8.PMc.1
D0501	PID.1.SV.2
D0502	PID.1.A1.2
D0503	PID.1.A2.2
D0504	PID.1.A3.2
D0505	PID.1.A4.2
D0506	PID.1.P.2
D0507	PID.1.I.2
D0508	PID.1.D.2
D0509	PID.1.MH.2
D0510	PID.1.ML.2
D0511	PID.1.MR.2
D0512	PID.1.H.2
D0513	PID.1.DR.2
D0514	PID.1.Pc.2
D0515	PID.1.Ic.2
D0516	PID.1.Dc.2
D0517	PID.1.Hc.2
D0518	PID.1.DB.2
D0519	PID.1.RP.2
D0520	PID.1.PM.2
D0521	PID.1.PMc.2
D0526	PID.2.SV.2
D0527	PID.2.A1.2
D0528	PID.2.A2.2
D0529	PID.2.A3.2
D0530	PID.2.A4.2



D0531	PID.2.P.2
D0532	PID.2.I.2
D0533	PID.2.D.2
D0534	PID.2.MH.2
D0535	PID.2.ML.2
D0536	PID.2.MR.2
D0537	PID.2.H.2
D0538	PID.2.DR.2
D0539	PID.2.Pc.2
D0540	PID.2.Ic.2
D0541	PID.2.Dc.2
D0542	PID.2.Hc.2
D0543	PID.2.DB.2
D0544	PID.2.RP.2
D0545	PID.2.PM.2
D0546	PID.2.PMc.2
D0551	PID.3.SV.2
D0552	PID.3.A1.2
D0553	PID.3.A2.2
D0554	PID.3.A3.2
D0555	PID.3.A4.2
D0556	PID.3.P.2
D0557	PID.3.I.2
D0558	PID.3.D.2
D0559	PID.3.MH.2
D0560	PID.3.ML.2
D0561	PID.3.MR.2
D0562	PID.3.H.2
D0563	PID.3.DR.2
D0564	PID.3.Pc.2
D0565	PID.3.Ic.2
D0566	PID.3.Dc.2
D0567	PID.3.Hc.2
D0568	PID.3.DB.2
D0569	PID.3.RP.2
D0570	PID.3.PM.2
D0571	PID.3.PMc.2
D0576	PID.4.SV.2
D0577	PID.4.A1.2
D0578	PID.4.A2.2
D0579	PID.4.A3.2
D0580	PID.4.A4.2
D0581	PID.4.P.2
D0582	PID.4.I.2
D0583	PID.4.D.2
D0584	PID.4.MH.2
D0585	PID.4.ML.2
D0586	PID.4.MR.2
D0587	PID.4.H.2
D0588	PID.4.DR.2
D0589	PID.4.Pc.2
D0590	PID.4.Ic.2
D0591	PID.4.Dc.2
D0592	PID.4.Hc.2
D0593	PID.4.DB.2

D0594	PID.4.RP.2
D0595	PID.4.PM.2
D0596	PID.4.PMc.2
D0601	PID.5.SV.2
D0602	PID.5.A1.2
D0603	PID.5.A2.2
D0604	PID.5.A3.2
D0605	PID.5.A4.2
D0606	PID.5.P.2
D0607	PID.5.I.2
D0608	PID.5.D.2
D0609	PID.5.MH.2
D0610	PID.5.ML.2
D0611	PID.5.MR.2
D0612	PID.5.H.2
D0613	PID.5.DR.2
D0614	PID.5.Pc.2
D0615	PID.5.Ic.2
D0616	PID.5.Dc.2
D0617	PID.5.Hc.2
D0618	PID.5.DB.2
D0619	PID.5.RP.2
D0620	PID.5.PM.2
D0621	PID.5.PMc.2
D0626	PID.6.SV.2
D0627	PID.6.A1.2
D0628	PID.6.A2.2
D0629	PID.6.A3.2
D0630	PID.6.A4.2
D0631	PID.6.P.2
D0632	PID.6.I.2
D0633	PID.6.D.2
D0634	PID.6.MH.2
D0635	PID.6.ML.2
D0636	PID.6.MR.2
D0637	PID.6.H.2
D0638	PID.6.DR.2
D0639	PID.6.Pc.2
D0640	PID.6.Ic.2
D0641	PID.6.Dc.2
D0642	PID.6.Hc.2
D0643	PID.6.DB.2
D0644	PID.6.RP.2
D0645	PID.6.PM.2
D0646	PID.6.PMc.2
D0651	PID.7.SV.2
D0652	PID.7.A1.2
D0653	PID.7.A2.2
D0654	PID.7.A3.2
D0655	PID.7.A4.2
D0656	PID.7.P.2
D0657	PID.7.I.2
D0658	PID.7.D.2
D0659	PID.7.MH.2
D0660	PID.7.ML.2

D0661	PID.7.MR.2
D0662	PID.7.H.2
D0663	PID.7.DR.2
D0664	PID.7.Pc.2
D0665	PID.7.Ic.2
D0666	PID.7.Dc.2
D0667	PID.7.Hc.2
D0668	PID.7.DB.2
D0669	PID.7.RP.2
D0670	PID.7.PM.2
D0671	PID.7.PMc.2
D0676	PID.8.SV.2
D0677	PID.8.A1.2
D0678	PID.8.A2.2
D0679	PID.8.A3.2
D0680	PID.8.A4.2
D0681	PID.8.P.2
D0682	PID.8.I.2
D0683	PID.8.D.2
D0684	PID.8.MH.2
D0685	PID.8.ML.2
D0686	PID.8.MR.2
D0687	PID.8.H.2
D0688	PID.8.DR.2
D0689	PID.8.Pc.2
D0690	PID.8.Ic.2
D0691	PID.8.Dc.2
D0692	PID.8.Hc.2
D0693	PID.8.DB.2
D0694	PID.8.RP.2
D0695	PID.8.PM.2
D0696	PID.8.PMc.2

### Absolute Address Mapping (D0901-D1300) for US1000

Register to Tag Address Mapping for registers D0901-D1300 are shown below.

**Note:** Registers missing in the given range are either not applicable for this device model or are not supported.

Register Address	Tag Address
D0901	SETUP.CMS.1
D0903	SETUP.PVT.1
D0904	SETUP.TMU.1
D0905	SETUP.DVB.1
D0915	SETUP.AL1.1
D0916	SETUP.AL2.1
D0917	SETUP.AL3.1
D0918	SETUP.AL4.1
D0919	SETUP.HY1.1
D0920	SETUP.HY2.1
D0921	SETUP.HY3.1
D0922	SETUP.HY4.1
D0923	SETUP.PVR.T.1
D0924	SETUP.AMD.1
D0926	SETUP.MVR.1
D0927	SETUP.MOD.1

D0928	SETUP.AR.1
D0929	SETUP.FFS
D0941	SETUP.CMS.2
D0943	SETUP.PVT.2
D0944	SETUP.TMU.2
D0945	SETUP.DVB.2
D0955	SETUP.AL1.2
D0956	SETUP.AL2.2
D0957	SETUP.AL3.2
D0958	SETUP.AL4.2
D0959	SETUP.HY1.2
D0960	SETUP.HY2.2
D0961	SETUP.HY3.2
D0962	SETUP.HY4.2
D0963	SETUP.PVR.T.2
D0964	SETUP.AMD.2
D0966	SETUP.MVR.2
D0967	SETUP.MOD.2
D0968	SETUP.AR.2
D1001	CTRLPARAM.A.BS1
D1002	CTRLPARAM.A.FL1
D1003	CTRLPARAM.A.SR1
D1004	CTRLPARAM.A.LC1
D1005	CTRLPARAM.A.BO1
D1006	CTRLPARAM.A.RJ1
D1011	CTRLPARAM.A.BS2
D1012	CTRLPARAM.A.FL2
D1013	CTRLPARAM.A.SR2
D1014	CTRLPARAM.A.LC2
D1015	CTRLPARAM.A.BO2
D1016	CTRLPARAM.A.RJ2
D1021	CTRLPARAM.A.BS3
D1022	CTRLPARAM.A.FL3
D1023	CTRLPARAM.A.SR3
D1024	CTRLPARAM.A.LC3
D1025	CTRLPARAM.A.BO3
D1041	CTRLPARAM.PPID
D1042	CTRLPARAM.R.MD
D1043	CTRLPARAM.R.TM
D1044	CTRLPARAM.CT.1
D1045	CTRLPARAM.CT.2
D1046	CTRLPARAM.CTc.1
D1047	CTRLPARAM.CTc.2
D1051	CTRLPARAM.RET1
D1052	CTRLPARAM.RTH1
D1053	CTRLPARAM.RTL1
D1054	CTRLPARAM.RET2
D1055	CTRLPARAM.RTH2
D1056	CTRLPARAM.RTL2
D1057	CTRLPARAM.RET3
D1058	CTRLPARAM.RTH3
D1059	CTRLPARAM.RTL3
D1061	CTRLPARAM.SVC
D1064	CTRLPARAM.C
D1065	CTRLPARAM.A

D1066	CTRLPARAM.M
D1067	CTRLPARAM.MODE
D1068	CTRLPARAM.O.LP1
D1069	CTRLPARAM.O.LP2
D1070	CTRLPARAM.PID
D1071	CTRLPARAM.USR
D1072	CTRLPARAM.PYS1
D1073	CTRLPARAM.PYS2
D1074	CTRLPARAM.PWD
D1081	CTRLPARAM.PSL
D1082	CTRLPARAM.BPS
D1083	CTRLPARAM.PARI
D1084	CTRLPARAM.STP
D1085	CTRLPARAM.DLN
D1086	CTRLPARAM.ADR
D1087	CTRLPARAM.RSP.T
D1101	CONFIG.C.S1
D1102	CONFIG.C.S2
D1103	CONFIG.C.S3
D1104	CONFIG.C.S4
D1105	CONFIG.C.S5
D1106	CONFIG.DO1
D1107	CONFIG.DO2
D1108	CONFIG.DO3
D1109	CONFIG.DO4
D1110	CONFIG.DO5
D1111	CONFIG.DO6
D1112	CONFIG.DO7
D1129	CONFIG.CAS.1
D1130	CONFIG.AUT.1
D1131	CONFIG.MAN.1
D1132	CONFIG.CAS.2
D1133	CONFIG.AUT.2
D1134	CONFIG.MAN.2
D1135	CONFIG.O/C
D1136	CONFIG.R/S
D1137	CONFIG.TRF.1
D1138	CONFIG.TRF.2
D1140	CONFIG.SV.B0
D1141	CONFIG.SV.B1
D1142	CONFIG.SV.B2
D1143	CONFIG.SV.B3
D1144	CONFIG.DP1
D1145	CONFIG.DP2
D1146	CONFIG.MG1
D1147	CONFIG.MG2
D1148	CONFIG.MG3
D1149	CONFIG.MG4
D1151	CONFIG.U.1AL
D1152	CONFIG.U.2AL
D1153	CONFIG.U.SVN
D1154	CONFIG.U.1PI
D1155	CONFIG.U.2PI
D1156	CONFIG.U.AI1
D1157	CONFIG.U.AI2

D1158	CONFIG.U.AI3
D1159	CONFIG.U.PV1
D1160	CONFIG.U.PV2
D1161	CONFIG.U.SMP
D1171	CONFIG.PY1X
D1172	CONFIG.PY1Y
D1173	CONFIG.PY2X
D1174	CONFIG.PY2Y
D1201	CONTROLMODE.TYP1
D1202	CONTROLMODE.UNI1
D1203	CONTROLMODE.DP1
D1204	CONTROLMODE.RH1
D1205	CONTROLMODE.RL1
D1206	CONTROLMODE.SDP1
D1207	CONTROLMODE.SH1
D1208	CONTROLMODE.SL1
D1211	CONTROLMODE.TYP2
D1212	CONTROLMODE.UNI2
D1213	CONTROLMODE.DP2
D1214	CONTROLMODE.RH2
D1215	CONTROLMODE.RL2
D1216	CONTROLMODE.SDP2
D1217	CONTROLMODE.SH2
D1218	CONTROLMODE.SL2
D1221	CONTROLMODE.TYP3
D1223	CONTROLMODE.DP3
D1224	CONTROLMODE.RH3
D1225	CONTROLMODE.RL3
D1226	CONTROLMODE.SDP3
D1227	CONTROLMODE.SH3
D1228	CONTROLMODE.SL3
D1231	CONTROLMODE.P.DP1
D1232	CONTROLMODE.P.RH1
D1233	CONTROLMODE.P.RL1
D1235	CONTROLMODE.P.DP2
D1236	CONTROLMODE.P.RH2
D1237	CONTROLMODE.P.RL2
D1241	CONTROLMODE.MVS.1
D1242	CONTROLMODE.MVS.2
D1243	CONTROLMODE.AO1
D1244	CONTROLMODE.AO2
D1245	CONTROLMODE.AO3
D1246	CONTROLMODE.RVOP
D1261	CONTROLMODE.V.RS
D1262	CONTROLMODE.V.L
D1263	CONTROLMODE.V.H
D1264	CONTROLMODE.V.AT
D1265	CONTROLMODE.INIT
D1280	CONTROLMODE.USM
D1281	CONTROLMODE.SMP

### Absolute Address Mapping (I0001-I0768) for US1000

Register to Tag Address Mapping for registers I0001-I0768 are shown below.

**Note:** Registers missing in the given range are either not applicable for this device model or are not supported.

Register Address	Tag Address
I0001	ONSTATUS.AD1ERR.st
I0002	ONSTATUS.AD2ERR.st
I0003	ONSTATUS.AD3ERR.st
I0005	ONSTATUS.AD1BO.st
I0006	ONSTATUS.AD2BO.st
I0007	ONSTATUS.AD3BO.st
I0009	ONSTATUS.RJC1ERR.st
I0010	ONSTATUS.RJC2ERR.st
I0012	ONSTATUS.VLERR.st
I0013	ONSTATUS.VLBO.st
I0017	ONSTATUS.PV1ADC.st
I0018	ONSTATUS.PV1BO.st
I0019	ONSTATUS.RJC1ERR.st
I0021	ONSTATUS.PV1+over.st
I0022	ONSTATUS.PV1-over.st
I0025	ONSTATUS.CSV1ADC.st
I0026	ONSTATUS.CSV1BO.st
I0029	ONSTATUS.C.CSV1ADC.st
I0030	ONSTATUS.C.CSV1BO.st
I0031	ONSTATUS.AT1ERR.st
I0033	ONSTATUS.PV2ADC.st
I0034	ONSTATUS.PV2BO.st
I0035	ONSTATUS.RJC2ERR.st
I0037	ONSTATUS.PV2+over.st
I0038	ONSTATUS.PV2-over.st
I0041	ONSTATUS.CSV2ADC.st
I0042	ONSTATUS.CSV2BO.st
I0045	ONSTATUS.C.CSV2ADC.st
I0046	ONSTATUS.C.CSV2BO.st
I0047	ONSTATUS.AT2ERR.st
I0049	ONSTATUS.CALB.E.st
I0051	ONSTATUS.USER.E.st
I0053	ONSTATUS.USMD.st
I0054	ONSTATUS.RANGE.st
I0055	ONSTATUS.SETUP.st
I0057	ONSTATUS.PARA.E.st
I0058	ONSTATUS.MODE.E.st
I0061	ONSTATUS.EEP.E.st
I0063	ONSTATUS.SYSTEM.E.st
I0067	ONSTATUS.R/S.st
I0069	ONSTATUS.CAS1.st
I0070	ONSTATUS.AUT1.st
I0071	ONSTATUS.MAN1.st
I0079	ONSTATUS.AT1.st
I0083	ONSTATUS.O/C.st
I0085	ONSTATUS.CAS2.st
I0086	ONSTATUS.AUT2.st
I0087	ONSTATUS.MAN2.st
I0095	ONSTATUS.AT2.st
I0097	ONSTATUS.ALM11.st
I0098	ONSTATUS.ALM12.st
I0099	ONSTATUS.ALM13.st
I0101	ONSTATUS.ALM14.st
I0105	ONSTATUS.ALM21.st

I0106	ONSTATUS.ALM22.st
I0107	ONSTATUS.ALM23.st
I0109	ONSTATUS.ALM24.st
I0161	ONSTATUS.DI1.st
I0162	ONSTATUS.DI2.st
I0163	ONSTATUS.DI3.st
I0164	ONSTATUS.DI4.st
I0165	ONSTATUS.DI5.st
I0166	ONSTATUS.DI6.st
I0167	ONSTATUS.DI7.st
I0169	ONSTATUS.DP1.st
I0170	ONSTATUS.DP2.st
I0171	ONSTATUS.MG1.st
I0172	ONSTATUS.MG2.st
I0173	ONSTATUS.MG3.st
I0174	ONSTATUS.MG4.st
I0193	ONSTATUS.AD1ERR.on
I0194	ONSTATUS.AD2ERR.on
I0195	ONSTATUS.AD3ERR.on
I0197	ONSTATUS.AD1BO.on
I0198	ONSTATUS.AD2BO.on
I0199	ONSTATUS.AD3BO.on
I0201	ONSTATUS.RJC1ERR.on
I0202	ONSTATUS.RJC2ERR.on
I0204	ONSTATUS.VLERR.on
I0205	ONSTATUS.VLBO.on
I0209	ONSTATUS.PV1ADC.on
I0210	ONSTATUS.PV1BO.on
I0211	ONSTATUS.RJC1ERR.on
I0213	ONSTATUS.PV1+over.on
I0214	ONSTATUS.PV1-over.on
I0217	ONSTATUS.CSV1ADC.on
I0218	ONSTATUS.CSV1BO.on
I0221	ONSTATUS.C.CSV1ADC.on
I0222	ONSTATUS.C.CSV1BO.on
I0223	ONSTATUS.AT1ERR.on
I0225	ONSTATUS.PV2ADC.on
I0226	ONSTATUS.PV2BO.on
I0227	ONSTATUS.RJC2ERR.on
I0229	ONSTATUS.PV2+over.on
I0230	ONSTATUS.PV2-over.on
I0233	ONSTATUS.CSV2ADC.on
I0234	ONSTATUS.CSV2BO.on
I0237	ONSTATUS.C.CSV2ADC.on
I0238	ONSTATUS.C.CSV2BO.on
I0239	ONSTATUS.AT2ERR.on
I0241	ONSTATUS.CALB.E.on
I0243	ONSTATUS.USER.E.on
I0245	ONSTATUS.USMD.on
I0246	ONSTATUS.RANGE.on
I0247	ONSTATUS.SETUP.on
I0249	ONSTATUS.PARA.E.on
I0250	ONSTATUS.MODE.E.on
I0253	ONSTATUS.EEP.E.on
I0255	ONSTATUS.SYSTEM.E.on



I0259	ONSTATUS.R/S.on
I0261	ONSTATUS.CAS1.on
I0262	ONSTATUS.AUT1.on
I0263	ONSTATUS.MAN1.on
I0271	ONSTATUS.AT1.on
I0275	ONSTATUS.O/C.on
I0277	ONSTATUS.CAS2.on
I0278	ONSTATUS.AUT2.on
I0279	ONSTATUS.MAN2.on
I0287	ONSTATUS.AT2.on
I0289	ALMSTAT.ALM11.on
I0290	ALMSTAT.ALM12.on
I0291	ALMSTAT.ALM13.on
I0293	ALMSTAT.ALM14.on
I0297	ALMSTAT.ALM21.on
I0298	ALMSTAT.ALM22.on
I0299	ALMSTAT.ALM23.on
I0301	ALMSTAT.ALM24.on
I0353	ONSTATUS.DI1.on
I0354	ONSTATUS.DI2.on
I0355	ONSTATUS.DI3.on
I0356	ONSTATUS.DI4.on
I0357	ONSTATUS.DI5.on
I0358	ONSTATUS.DI6.on
I0359	ONSTATUS.DI7.on
I0361	ONSTATUS.DP1.on
I0362	ONSTATUS.DP2.on
I0363	ONSTATUS.MG1.on
I0364	ONSTATUS.MG2.on
I0365	ONSTATUS.MG3.on
I0366	ONSTATUS.MG4.on
I0385	OFFSTATUS.AD1ERR.off
I0386	OFFSTATUS.AD2ERR.off
I0387	OFFSTATUS.AD3ERR.off
I0389	OFFSTATUS.AD1BO.off
I0390	OFFSTATUS.AD2BO.off
I0391	OFFSTATUS.AD3BO.off
I0393	OFFSTATUS.RJC1ERR.off
I0394	OFFSTATUS.RJC2ERR.off
I0396	OFFSTATUS.VLERR.off
I0397	OFFSTATUS.VLBO.off
I0401	OFFSTATUS.PV1ADC.off
I0402	OFFSTATUS.PV1BO.off
I0403	OFFSTATUS.RJC1ERR.off
I0405	OFFSTATUS.PV1+over.off
I0406	OFFSTATUS.PV1-over.off
I0409	OFFSTATUS.CSV1ADC.off
I0410	OFFSTATUS.CSV1BO.off
I0413	OFFSTATUS.C.CSV1ADC.off
I0414	OFFSTATUS.C.CSV1BO.off
I0415	OFFSTATUS.AT1ERR.off
I0417	OFFSTATUS.PV2ADC.off
I0418	OFFSTATUS.PV2BO.off
I0419	OFFSTATUS.RJC2ERR.off
I0421	OFFSTATUS.PV2+over.off

I0422	OFFSTATUS.PV2-over.off
I0425	OFFSTATUS.CSV2ADC.off
I0426	OFFSTATUS.CSV2BO.off
I0429	OFFSTATUS.C.CSV2ADC.off
I0430	OFFSTATUS.C.CSV2BO.off
I0431	OFFSTATUS.AT2ERR.off
I0433	OFFSTATUS.CALB.E.off
I0435	OFFSTATUS.USER.E.off
I0437	OFFSTATUS.USMD.off
I0438	OFFSTATUS.RANGE.off
I0439	OFFSTATUS.SETUP.off
I0441	OFFSTATUS.PARA.E.off
I0442	OFFSTATUS.MODE.E.off
I0445	OFFSTATUS.EEP.E.off
I0447	OFFSTATUS.SYSTEM.E.off
I0451	OFFSTATUS.R/S.off
I0453	OFFSTATUS.CAS1.off
I0454	OFFSTATUS.AUT1.off
I0455	OFFSTATUS.MAN1.off
I0463	OFFSTATUS.AT1.off
I0467	OFFSTATUS.O/C.off
I0469	OFFSTATUS.CAS2.off
I0470	OFFSTATUS.AUT2.off
I0471	OFFSTATUS.MAN2.off
I0479	OFFSTATUS.AT2.off
I0481	ALMSTAT.ALM11.off
I0482	ALMSTAT.ALM12.off
I0483	ALMSTAT.ALM13.off
I0485	ALMSTAT.ALM14.off
I0489	ALMSTAT.ALM21.off
I0490	ALMSTAT.ALM22.off
I0491	ALMSTAT.ALM23.off
I0493	ALMSTAT.ALM24.off
I0545	ALMSTAT.DI1.off
I0546	ALMSTAT.DI2.off
I0547	ALMSTAT.DI3.off
I0548	ALMSTAT.DI4.off
I0549	ALMSTAT.DI5.off
I0550	ALMSTAT.DI6.off
I0551	ALMSTAT.DI7.off
I0553	ALMSTAT.DP1.off
I0554	ALMSTAT.DP2.off
I0555	ALMSTAT.MG1.off
I0556	ALMSTAT.MG2.off
I0557	ALMSTAT.MG3.off
I0558	ALMSTAT.MG4.off
I0577	STATUS.CSVNO.0
I0578	STATUS.CSVNO.1
I0579	STATUS.CSVNO.2
I0580	STATUS.CSVNO.3
I0593	STATUS.PIDNO1.0
I0594	STATUS.PIDNO1.1
I0595	STATUS.PIDNO1.2
I0596	STATUS.PIDNO1.3
I0609	STATUS.PIDNO2.0

I0610	STATUS.PIDNO2.1
I0611	STATUS.PIDNO2.2
I0612	STATUS.PIDNO2.3
I0657	STATUS.TIM.1S
I0658	STATUS.TIM.5S
I0659	STATUS.TIM.10S
I0661	STATUS.TIM.1M
I0672	STATUS.PON
I0674	STATUS.LP2
I0675	STATUS.MV
I0676	STATUS.ALM
I0681	STATUS.DEV1713
I0682	STATUS.DEV1Z
I0683	STATUS.DEV1+
I0685	STATUS.DEV2717
I0686	STATUS.DEV2Z
I0687	STATUS.DEV2+
I0689	STATUS.ALO11
I0690	STATUS.ALO12
I0691	STATUS.ALO13
I0693	STATUS.ALO14
I0697	STATUS.ALO21
I0698	STATUS.ALO22
I0699	STATUS.ALO23
I0701	STATUS.ALO24
I0721	STATUS.UR1
I0722	STATUS.UR2
I0723	STATUS.UR3
I0724	STATUS.UR4
I0725	STATUS.UR5
I0726	STATUS.UR6
I0727	STATUS.UR7
I0728	STATUS.UR8
I0729	STATUS.UR9
I0730	STATUS.UR10
I0731	STATUS.UR11
I0732	STATUS.UR12
I0733	STATUS.UR13
I0734	STATUS.UR14
I0735	STATUS.UR15
I0736	STATUS.UR16
I0737	STATUS.UR17
I0738	STATUS.UR18
I0739	STATUS.UR19
I0740	STATUS.UR20
I0741	STATUS.UR21
I0742	STATUS.UR22
I0743	STATUS.UR23
I0744	STATUS.UR24
I0745	STATUS.UR25
I0746	STATUS.UR26
I0747	STATUS.UR27
I0748	STATUS.UR28
I0749	STATUS.UR29
I0752	STATUS.UR32

I0753	STATUS.UR33
I0754	STATUS.UR34
I0755	STATUS.UR35
I0756	STATUS.UR36
I0757	STATUS.UR37
I0758	STATUS.UR38
I0759	STATUS.UR39
I0760	STATUS.UR40
I0761	STATUS.UR41
I0762	STATUS.UR42
I0763	STATUS.UR43
I0764	STATUS.UR44
I0765	STATUS.UR45
I0766	STATUS.UR46
I0767	STATUS.UR47
I0768	STATUS.UR48

### Process Parameters Addressing for UT130/UT150/UT152/UT155/UP150

The driver supports the following Process parameter addresses for UT130/UT150/UT152/UT155/UP150. The default data type for each address type is shown in **bold**.

Address Format	Data Types	Access
PROCESS.A1	Boolean, Byte, Word, Short, <b>Float</b>	Read/Write
PROCESS.A2	Boolean, Byte, Word, Short, <b>Float</b>	Read/Write
PROCESS.ADR	Boolean, Byte, Word, Short, <b>Float</b>	Read/Write
PROCESS.AL1	Boolean, Byte, Word, Short, <b>Float</b>	Read/Write
PROCESS.AL2	Boolean, Byte, Word, Short, <b>Float</b>	Read/Write
PROCESS.AT	Boolean, Byte, Word, Short, <b>Float</b>	Read/Write
PROCESS.BPS	Boolean, Byte, Word, Short, <b>Float</b>	Read/Write
PROCESS.BS	Boolean, Byte, Word, Short, <b>Float</b>	Read/Write
PROCESS.COL	Boolean, Byte, Word, Short, <b>Float</b>	Read/Write
PROCESS.COUT	Boolean, Byte, Word, Short, <b>Float</b>	Read Only
PROCESS.CSP	Boolean, Byte, Word, Short, <b>Float</b>	Read Only
PROCESS.CSP1	Boolean, Byte, Word, Short, <b>Float</b>	Read/Write
PROCESS.CT	Boolean, Byte, Word, Short, <b>Float</b>	Read/Write
PROCESS.CTC	Boolean, Byte, Word, Short, <b>Float</b>	Read/Write
PROCESS.CTL	Boolean, Byte, Word, Short, <b>Float</b>	Read/Write
PROCESS.DB	Boolean, Byte, Word, Short, <b>Float</b>	Read/Write
PROCESS.DIS	Boolean, Byte, Word, Short, <b>Float</b>	Read/Write
PROCESS.DLN	Boolean, Byte, Word, Short, <b>Float</b>	Read/Write
PROCESS.DNR	Boolean, Byte, Word, Short, <b>Float</b>	Read/Write
PROCESS.DP	Boolean, Byte, Word, Short, <b>Float</b>	Read/Write
PROCESS.DR	Boolean, Byte, Word, Short, <b>Float</b>	Read/Write
PROCESS.DSP	Boolean, Byte, Word, Short, <b>Float</b>	Read/Write
PROCESS.EOT	Boolean, Byte, Word, Short, <b>Float</b>	Read/Write
PROCESS.FL	Boolean, Byte, Word, Short, <b>Float</b>	Read/Write
PROCESS.HC	Boolean, Byte, Word, Short, <b>Float</b>	Read Only
PROCESS.HOUT	Boolean, Byte, Word, Short, <b>Float</b>	Read Only
PROCESS.HY1	Boolean, Byte, Word, Short, <b>Float</b>	Read/Write
PROCESS.HY2	Boolean, Byte, Word, Short, <b>Float</b>	Read/Write
PROCESS.HYS	Boolean, Byte, Word, Short, <b>Float</b>	Read/Write
PROCESS.IN	Boolean, Byte, Word, Short, <b>Float</b>	Read/Write
PROCESS.LOC	Boolean, Byte, Word, Short, <b>Float</b>	Read/Write
PROCESS.MR	Boolean, Byte, Word, Short, <b>Float</b>	Read/Write
PROCESS.OUT	Boolean, Byte, Word, Short, <b>Float</b>	Read Only
PROCESS.P	Boolean, Byte, Word, Short, <b>Float</b>	Read/Write

PROCESS.PRI	Boolean, Byte, Word, Short, <b>Float</b>	Read/Write
PROCESS.PSL	Boolean, Byte, Word, Short, <b>Float</b>	Read/Write
PROCESS.PV	Boolean, Byte, Word, Short, <b>Float</b>	Read Only
PROCESS.RH	Boolean, Byte, Word, Short, <b>Float</b>	Read/Write
PROCESS.RL	Boolean, Byte, Word, Short, <b>Float</b>	Read/Write
PROCESS.RTH	Boolean, Byte, Word, Short, <b>Float</b>	Read/Write
PROCESS.RTL	Boolean, Byte, Word, Short, <b>Float</b>	Read/Write
PROCESS.SC	Boolean, Byte, Word, Short, <b>Float</b>	Read/Write
PROCESS.SP1	Boolean, Byte, Word, Short, <b>Float</b>	Read/Write
PROCESS.SP2	Boolean, Byte, Word, Short, <b>Float</b>	Read/Write
PROCESS.SPH	Boolean, Byte, Word, Short, <b>Float</b>	Read/Write
PROCESS.SPL	Boolean, Byte, Word, Short, <b>Float</b>	Read/Write
PROCESS.SPNO	Boolean, Byte, Word, Short, <b>Float</b>	Read Only
PROCESS.STP	Boolean, Byte, Word, Short, <b>Float</b>	Read/Write
PROCESS.T1	Boolean, Byte, Word, Short, <b>Float</b>	Read Only
PROCESS.T2	Boolean, Byte, Word, Short, <b>Float</b>	Read Only
PROCESS.TMU	Boolean, Byte, Word, Short, <b>Float</b>	Read/Write
PROCESS.TTU	Boolean, Byte, Word, Short, <b>Float</b>	Read/Write
PROCESS.UPR	Boolean, Byte, Word, Short, <b>Float</b>	Read/Write
PROCESS.D	Boolean, Byte, <b>Word, Short</b> , Float	Read/Write
PROCESS.I	Boolean, Byte, <b>Word</b> , Short, Float	Read/Write
PROCESS.STATUS	Boolean, Byte, <b>Word</b> , Short, Float	Read Only

### Status Addressing for UT130/UT150/UT152/UT155/UP150

The driver supports Boolean status addresses for UT130/UT150/UT152/UT155/UP150.

Address Format	Data Types	Access
STATUS.ADERR.ST	Boolean	Read Only
STATUS.ALM1.ST	Boolean	Read Only
STATUS.ALM2.ST	Boolean	Read Only
STATUS.BO.ST	Boolean	Read Only
STATUS.CALB.E.ST	Boolean	Read Only
STATUS.EEP.E.ST	Boolean	Read Only
STATUS.PARA.E.ST	Boolean	Read Only
STATUS.PV+OVER.ST	Boolean	Read Only
STATUS.PV-OVER.ST	Boolean	Read Only
STATUS.RJCERR.ST	Boolean	Read Only
STATUS.SYSTEM.E.ST	Boolean	Read Only

### User Area Parameter Addressing for UT130/UT150/UT152/UT155/UP150

The driver supports the following User Area parameter addresses for UT130/UT150/UT152/UT155/UP150. The default data type for each address type is shown in **bold**.

Address Format	Data Types	Access
USRAREA.UR1	Boolean, Byte, <b>Word</b> , Short, Float	Read/Write
USRAREA.UR10	Boolean, Byte, <b>Word</b> , Short, Float	Read/Write
USRAREA.UR11	Boolean, Byte, <b>Word</b> , Short, Float	Read/Write
USRAREA.UR12	Boolean, Byte, <b>Word</b> , Short, Float	Read/Write
USRAREA.UR13	Boolean, Byte, <b>Word</b> , Short, Float	Read/Write
USRAREA.UR14	Boolean, Byte, <b>Word</b> , Short, Float	Read/Write
USRAREA.UR15	Boolean, Byte, <b>Word</b> , Short, Float	Read/Write
USRAREA.UR16	Boolean, Byte, <b>Word</b> , Short, Float	Read/Write
USRAREA.UR17	Boolean, Byte, <b>Word</b> , Short, Float	Read/Write
USRAREA.UR18	Boolean, Byte, <b>Word</b> , Short, Float	Read/Write
USRAREA.UR19	Boolean, Byte, <b>Word</b> , Short, Float	Read/Write

USRAREA.UR2	Boolean, Byte, <b>Word</b> , Short, Float	Read/Write
USRAREA.UR20	Boolean, Byte, <b>Word</b> , Short, Float	Read/Write
USRAREA.UR21	Boolean, Byte, <b>Word</b> , Short, Float	Read/Write
USRAREA.UR22	Boolean, Byte, <b>Word</b> , Short, Float	Read/Write
USRAREA.UR23	Boolean, Byte, <b>Word</b> , Short, Float	Read/Write
USRAREA.UR24	Boolean, Byte, <b>Word</b> , Short, Float	Read/Write
USRAREA.UR25	Boolean, Byte, <b>Word</b> , Short, Float	Read/Write
USRAREA.UR26	Boolean, Byte, <b>Word</b> , Short, Float	Read/Write
USRAREA.UR27	Boolean, Byte, <b>Word</b> , Short, Float	Read/Write
USRAREA.UR28	Boolean, Byte, <b>Word</b> , Short, Float	Read/Write
USRAREA.UR29	Boolean, Byte, <b>Word</b> , Short, Float	Read/Write
USRAREA.UR3	Boolean, Byte, <b>Word</b> , Short, Float	Read/Write
USRAREA.UR30	Boolean, Byte, <b>Word</b> , Short, Float	Read/Write
USRAREA.UR31	Boolean, Byte, <b>Word</b> , Short, Float	Read/Write
USRAREA.UR32	Boolean, Byte, <b>Word</b> , Short, Float	Read/Write
USRAREA.UR4	Boolean, Byte, <b>Word</b> , Short, Float	Read/Write
USRAREA.UR5	Boolean, Byte, <b>Word</b> , Short, Float	Read/Write
USRAREA.UR6	Boolean, Byte, <b>Word</b> , Short, Float	Read/Write
USRAREA.UR7	Boolean, Byte, <b>Word</b> , Short, Float	Read/Write
USRAREA.UR8	Boolean, Byte, <b>Word</b> , Short, Float	Read/Write
USRAREA.UR9	Boolean, Byte, <b>Word</b> , Short, Float	Read/Write

### Absolute Address Mapping (D0001-D0312) for UT130/UT150/UT152/UT155/UP150

Register to Tag Address Mapping for registers D0000-D0312 are shown below.

**Note:** Registers missing in the given range are either not applicable for this device model or are not supported.

Register Address	Tag Address
D0001	PROCESS.STATUS
D0002	PROCESS.PV
D0003	PROCESS.CSP
D0004	PROCESS.OUT
D0005	PROCESS.HOUT
D0006	PROCESS.COUT
D0007	PROCESS.HC
D0008	PROCESS.T1
D0009	PROCESS.T2
D0010	PROCESS.SPNO
D0101	PROCESS.A1
D0102	PROCESS.A2
D0103	PROCESS.CTL
D0104	PROCESS.AT
D0105	PROCESS.P
D0106	PROCESS.I
D0107	PROCESS.D
D0108	PROCESS.MR
D0109	PROCESS.COL
D0110	PROCESS.DB
D0111	PROCESS.HYS
D0112	PROCESS.CT
D0113	PROCESS.CTC
D0114	PROCESS.SP1
D0115	PROCESS.SP2
D0116	PROCESS.FL

D0117	PROCESS.BS
D0118	PROCESS.LOC
D0120	PROCESS.CSP1
D0201	PROCESS.UPR
D0202	PROCESS.DNR
D0203	PROCESS.AL1
D0204	PROCESS.AL2
D0205	PROCESS.HY1
D0206	PROCESS.HY2
D0207	PROCESS.SC
D0208	PROCESS.DR
D0209	PROCESS.DSP
D0210	PROCESS.PSL
D0211	PROCESS.ADR
D0212	PROCESS.BPS
D0213	PROCESS.PRI
D0214	PROCESS.STP
D0215	PROCESS.DLN
D0301	PROCESS.IN
D0302	PROCESS.DP
D0303	PROCESS.RH
D0304	PROCESS.RL
D0305	PROCESS.SPH
D0306	PROCESS.SPL
D0307	PROCESS.TMU
D0308	PROCESS.DIS
D0309	PROCESS.EOT
D0310	PROCESS.TTU
D0311	PROCESS.RTH
D0312	PROCESS.RTL

### Absolute Address Mapping (I0001-I0051) for UT150/UT130/UT152/UT155/UP150

Register to Tag Address Mapping for registers I0001-I0051 are shown below.

**Note:** Registers missing in the given range are either not applicable for this device model or are not supported.

Register Address	Tag Address
I0001	STATUS.ALM1.ST
I0002	STATUS.ALM2.ST
I0005	STATUS.PV+OVER.ST
I0006	STATUS.PV-OVER.ST
I0007	STATUS.BO.ST
I0009	STATUS.SYSTEM.E.ST
I0010	STATUS.CALB.E.ST
I0011	STATUS.PARA.E.ST
I0013	STATUS.ADERR.ST
I0014	STATUS.RJCERR.ST
I0015	STATUS.EEP.E.ST
I0017	USRAREA.UR1
I0018	USRAREA.UR2
I0019	USRAREA.UR3
I0020	USRAREA.UR4
I0021	USRAREA.UR5
I0022	USRAREA.UR6

I0023	USRAREA.UR7
I0024	USRAREA.UR8
I0025	USRAREA.UR9
I0026	USRAREA.UR10
I0027	USRAREA.UR11
I0028	USRAREA.UR12
I0029	USRAREA.UR13
I0030	USRAREA.UR14
I0031	USRAREA.UR15
I0032	USRAREA.UR16
I0033	USRAREA.UR17
I0034	USRAREA.UR18
I0035	USRAREA.UR19
I0036	USRAREA.UR20
I0037	USRAREA.UR21
I0038	USRAREA.UR22
I0039	USRAREA.UR23
I0040	USRAREA.UR24
I0041	USRAREA.UR25
I0042	USRAREA.UR26
I0043	USRAREA.UR27
I0044	USRAREA.UR28
I0045	USRAREA.UR29
I0046	USRAREA.UR30
I0047	USRAREA.UR31
I0048	USRAREA.UR32

### Process Parameters Addressing for UT150L

The driver supports the following Process parameter addresses for UT150L. The default data type for each address type is shown in **bold**.

Address Format	Data Types	Access
PROCESS.A1	Boolean, Byte, Word, Short, <b>Float</b>	Read/Write
PROCESS.A2	Boolean, Byte, Word, Short, <b>Float</b>	Read/Write
PROCESS.ADR	Boolean, Byte, Word, Short, <b>Float</b>	Read/Write
PROCESS.AL1	Boolean, Byte, Word, Short, <b>Float</b>	Read/Write
PROCESS.AL2	Boolean, Byte, Word, Short, <b>Float</b>	Read/Write
PROCESS.BPS	Boolean, Byte, Word, Short, <b>Float</b>	Read/Write
PROCESS.BS	Boolean, Byte, Word, Short, <b>Float</b>	Read/Write
PROCESS.CSP	Boolean, Byte, Word, Short, <b>Float</b>	Read Only
PROCESS.CSP1	Boolean, Byte, Word, Short, <b>Float</b>	Read/Write
PROCESS.DIS	Boolean, Byte, Word, Short, <b>Float</b>	Read/Write
PROCESS.DLN	Boolean, Byte, Word, Short, <b>Float</b>	Read/Write
PROCESS.DP	Boolean, Byte, Word, Short, <b>Float</b>	Read/Write
PROCESS.FL	Boolean, Byte, Word, Short, <b>Float</b>	Read/Write
PROCESS.HILO	Boolean, Byte, Word, Short, <b>Float</b>	Read/Write
PROCESS.HY1	Boolean, Byte, Word, Short, <b>Float</b>	Read/Write
PROCESS.HY2	Boolean, Byte, Word, Short, <b>Float</b>	Read/Write
PROCESS.HYS	Boolean, Byte, Word, Short, <b>Float</b>	Read/Write
PROCESS.IN	Boolean, Byte, Word, Short, <b>Float</b>	Read/Write
PROCESS.LOC	Boolean, Byte, Word, Short, <b>Float</b>	Read/Write
PROCESS.MOD	Boolean, Byte, Word, Short, <b>Float</b>	Read Only
PROCESS.OPSL	Boolean, Byte, Word, Short, <b>Float</b>	Read/Write
PROCESS.PRI	Boolean, Byte, Word, Short, <b>Float</b>	Read/Write
PROCESS.PSL	Boolean, Byte, Word, Short, <b>Float</b>	Read/Write



PROCESS.PV	Boolean, Byte, Word, Short, <b>Float</b>	Read Only
PROCESS.RH	Boolean, Byte, Word, Short, <b>Float</b>	Read/Write
PROCESS.RL	Boolean, Byte, Word, Short, <b>Float</b>	Read/Write
PROCESS.SP1	Boolean, Byte, Word, Short, <b>Float</b>	Read/Write
PROCESS.SPH	Boolean, Byte, Word, Short, <b>Float</b>	Read/Write
PROCESS.SPL	Boolean, Byte, Word, Short, <b>Float</b>	Read/Write
PROCESS.STP	Boolean, Byte, Word, Short, <b>Float</b>	Read/Write
PROCESS.TIM	Boolean, Byte, Word, Short, <b>Float</b>	Read Only
PROCESS.STATUS	Boolean, Byte, <b>Word</b> , Short, Float	Read Only

### Status Addressing for UT150L

The driver supports Boolean status addresses for UT150L.

Address Format	Data Types	Access
STATUS.ADERR.ST	Boolean	Read Only
STATUS.ALM1.ST	Boolean	Read Only
STATUS.ALM2.ST	Boolean	Read Only
STATUS.BO.ST	Boolean	Read Only
STATUS.CALB.E.ST	Boolean	Read Only
STATUS.EEP.E.ST	Boolean	Read Only
STATUS.EXD	Boolean	Read/Write
STATUS.OUT	Boolean	Read/Write
STATUS.PARA.E.ST	Boolean	Read Only
STATUS.PV+OVER.ST	Boolean	Read Only
STATUS.PV-OVER.ST	Boolean	Read Only
STATUS.RJCERR.ST	Boolean	Read Only
STATUS.SYSTEM.E.ST	Boolean	Read Only

### User Area Parameter Addressing for UT150L

The driver supports the following User Area parameter addresses for UT150L. The default data type for each address type is shown in **bold**.

Address Format	Data Types	Access
USRAREA.UR1	Boolean, Byte, <b>Word</b> , Short, Float	Read/Write
USRAREA.UR10	Boolean, Byte, <b>Word</b> , Short, Float	Read/Write
USRAREA.UR11	Boolean, Byte, <b>Word</b> , Short, Float	Read/Write
USRAREA.UR12	Boolean, Byte, <b>Word</b> , Short, Float	Read/Write
USRAREA.UR13	Boolean, Byte, <b>Word</b> , Short, Float	Read/Write
USRAREA.UR14	Boolean, Byte, <b>Word</b> , Short, Float	Read/Write
USRAREA.UR15	Boolean, Byte, <b>Word</b> , Short, Float	Read/Write
USRAREA.UR16	Boolean, Byte, <b>Word</b> , Short, Float	Read/Write
USRAREA.UR17	Boolean, Byte, <b>Word</b> , Short, Float	Read/Write
USRAREA.UR18	Boolean, Byte, <b>Word</b> , Short, Float	Read/Write
USRAREA.UR19	Boolean, Byte, <b>Word</b> , Short, Float	Read/Write
USRAREA.UR2	Boolean, Byte, <b>Word</b> , Short, Float	Read/Write
USRAREA.UR20	Boolean, Byte, <b>Word</b> , Short, Float	Read/Write
USRAREA.UR21	Boolean, Byte, <b>Word</b> , Short, Float	Read/Write
USRAREA.UR22	Boolean, Byte, <b>Word</b> , Short, Float	Read/Write
USRAREA.UR23	Boolean, Byte, <b>Word</b> , Short, Float	Read/Write
USRAREA.UR24	Boolean, Byte, <b>Word</b> , Short, Float	Read/Write
USRAREA.UR25	Boolean, Byte, <b>Word</b> , Short, Float	Read/Write
USRAREA.UR26	Boolean, Byte, <b>Word</b> , Short, Float	Read/Write
USRAREA.UR27	Boolean, Byte, <b>Word</b> , Short, Float	Read/Write
USRAREA.UR28	Boolean, Byte, <b>Word</b> , Short, Float	Read/Write
USRAREA.UR29	Boolean, Byte, <b>Word</b> , Short, Float	Read/Write
USRAREA.UR3	Boolean, Byte, <b>Word</b> , Short, Float	Read/Write

USRAREA.UR30	Boolean, Byte, <b>Word</b> , Short, Float	Read/Write
USRAREA.UR31	Boolean, Byte, <b>Word</b> , Short, Float	Read/Write
USRAREA.UR32	Boolean, Byte, <b>Word</b> , Short, Float	Read/Write
USRAREA.UR4	Boolean, Byte, <b>Word</b> , Short, Float	Read/Write
USRAREA.UR5	Boolean, Byte, <b>Word</b> , Short, Float	Read/Write
USRAREA.UR6	Boolean, Byte, <b>Word</b> , Short, Float	Read/Write
USRAREA.UR7	Boolean, Byte, <b>Word</b> , Short, Float	Read/Write
USRAREA.UR8	Boolean, Byte, <b>Word</b> , Short, Float	Read/Write
USRAREA.UR9	Boolean, Byte, <b>Word</b> , Short, Float	Read/Write

### Absolute Address Mapping (D0001-D0306) for UT150L

Register to Tag Address Mapping for registers D0000-D0306 are shown below.

**Note:** Registers missing in the given range are either not applicable for this device model or are not supported.

Register Address	Tag Address
D0001	PROCESS.STATUS
D0002	PROCESS.PV
D0003	PROCESS.CSP
D0009	PROCESS.TIM
D0010	PROCESS.MOD
D0101	PROCESS.A1
D0102	PROCESS.A2
D0111	PROCESS.HYS
D0114	PROCESS.SP1
D0116	PROCESS.FL
D0117	PROCESS.BS
D0118	PROCESS.LOC
D0120	PROCESS.CSP1
D0203	PROCESS.AL1
D0204	PROCESS.AL2
D0205	PROCESS.HY1
D0206	PROCESS.HY2
D0207	PROCESS.DIS
D0208	PROCESS.HILO
D0209	PROCESS.OPSL
D0210	PROCESS.PSL
D0211	PROCESS.ADR
D0212	PROCESS.BPS
D0213	PROCESS.PRI
D0214	PROCESS.STP
D0215	PROCESS.DLN
D0301	PROCESS.IN
D0302	PROCESS.DP
D0303	PROCESS.RH
D0304	PROCESS.RL
D0305	PROCESS.SPH
D0306	PROCESS.SPL

### Absolute Address Mapping (I0001-I0051) for UT150L

Register to Tag Address Mapping for registers I0001-I0051 are shown below.

**Note:** Registers missing in the given range are either not applicable for this device model or are not supported.

Register Address	Tag Address
------------------	-------------

I0001	STATUS.ALM1.ST
I0002	STATUS.ALM2.ST
I0005	STATUS.PV+OVER.ST
I0006	STATUS.PV-OVER.ST
I0007	STATUS.BO.ST
I0009	STATUS.SYSTEM.E.ST
I0010	STATUS.CALB.E.ST
I0011	STATUS.PARA.E.ST
I0013	STATUS.ADERR.ST
I0014	STATUS.RJCERR.ST
I0015	STATUS.EEP.E.ST
I0017	USRAREA.UR1
I0018	USRAREA.UR2
I0019	USRAREA.UR3
I0020	USRAREA.UR4
I0021	USRAREA.UR5
I0022	USRAREA.UR6
I0023	USRAREA.UR7
I0024	USRAREA.UR8
I0025	USRAREA.UR9
I0026	USRAREA.UR10
I0027	USRAREA.UR11
I0028	USRAREA.UR12
I0029	USRAREA.UR13
I0030	USRAREA.UR14
I0031	USRAREA.UR15
I0032	USRAREA.UR16
I0033	USRAREA.UR17
I0034	USRAREA.UR18
I0035	USRAREA.UR19
I0036	USRAREA.UR20
I0037	USRAREA.UR21
I0038	USRAREA.UR22
I0039	USRAREA.UR23
I0040	USRAREA.UR24
I0041	USRAREA.UR25
I0042	USRAREA.UR26
I0043	USRAREA.UR27
I0044	USRAREA.UR28
I0045	USRAREA.UR29
I0046	USRAREA.UR30
I0047	USRAREA.UR31
I0048	USRAREA.UR32
I0050	STATUS.EXD
I0051	STATUS.OUT

### OP Mode Parameters Addressing for UT351

The driver supports the following OP Mode parameters addresses for UT351. The default data type for each address type is shown in **bold**.

Address Format	Data Types	Access
OPMODE.A/M	<b>Boolean</b> , Byte, Word, Short, Float	Read/Write
OPMODE.C.RSP	Boolean, Byte, <b>Word</b> , Short, Float	Read/Write
OPMODE.MOUT	Boolean, Byte, <b>Word</b> , Short, Float	Read/Write
OPMODE.MOUTC	Boolean, Byte, <b>Word</b> , Short, Float	Read/Write
OPMODE.SPNO	Boolean, Byte, <b>Word</b> , Short, Float	Read/Write

## OP Related Parameters Addressing for UT351

The driver supports the following OP related parameters addresses for UT351. The default data type for each address type is shown in **bold**.

Address Format	Data Types	Access
OPRELPARAM.A1	Boolean, Byte, <b>Word</b> , Short, Float	Read/Write
OPRELPARAM.A2	Boolean, Byte, <b>Word</b> , Short, Float	Read/Write
OPRELPARAM.A3	Boolean, Byte, <b>Word</b> , Short, Float	Read/Write
OPRELPARAM.AT	Boolean, <b>Byte</b> , Word, Short, Float	Read/Write
OPRELPARAM.BS	Boolean, Byte, Word, Short, <b>Float</b>	Read/Write
OPRELPARAM.DNR	Boolean, Byte, Word, Short, <b>Float</b>	Read/Write
OPRELPARAM.DR	<b>Boolean</b>	Read/Write
OPRELPARAM.FL	Boolean, Byte, <b>Word</b> , Short, Float	Read/Write
OPRELPARAM.HB1	Boolean, Byte, <b>Word</b> , Short, Float	Read/Write
OPRELPARAM.HB2	Boolean, Byte, <b>Word</b> , Short, Float	Read/Write
OPRELPARAM.HYS	Boolean, Byte, Word, Short, <b>Float</b>	Read/Write
OPRELPARAM.OH	Boolean, Byte, <b>Word</b> , Short, Float	Read/Write
OPRELPARAM.OL	Boolean, Byte, <b>Word</b> , Short, Float	Read/Write
OPRELPARAM.ORB	Boolean, Byte, Word, Short, <b>Float</b>	Read/Write
OPRELPARAM.ORH	Boolean, Byte, <b>Word</b> , Short, Float	Read/Write
OPRELPARAM.ORK	Boolean, Byte, <b>Word</b> , Short, Float	Read/Write
OPRELPARAM.PCCH	Boolean, Byte, <b>Word</b> , Short, Float	Read/Write
OPRELPARAM.PCCL	Boolean, Byte, <b>Word</b> , Short, Float	Read/Write
OPRELPARAM.SC	Boolean, <b>Byte</b> , Word, Short, Float	Read/Write
OPRELPARAM.UPR	Boolean, Byte, Word, Short, <b>Float</b>	Read/Write

## PID Parameters Addressing for UT351

The driver supports the following Process parameter addresses for UT351. The default data type for each address type is shown in **bold**.

Address Format	Data Types	Access
PID.RDV	Boolean, Byte, Word, Short, <b>Float</b>	Read/Write
PID.1.D	Boolean, Byte, Word, Short, <b>Float</b>	Read/Write
PID.1.DB	Boolean, Byte, Word, Short, <b>Float</b>	Read/Write
PID.1.Dc	Boolean, Byte, Word, Short, <b>Float</b>	Read/Write
PID.1.I	Boolean, Byte, Word, Short, <b>Float</b>	Read/Write
PID.1.Ic	Boolean, Byte, Word, Short, <b>Float</b>	Read/Write
PID.1.MR	Boolean, Byte, Word, Short, <b>Float</b>	Read/Write
PID.1.P	Boolean, Byte, Word, Short, <b>Float</b>	Read/Write
PID.1.Pc	Boolean, Byte, Word, Short, <b>Float</b>	Read/Write
PID.1.RP	Boolean, Byte, Word, Short, <b>Float</b>	Read/Write
PID.1.SP	Boolean, Byte, <b>Word</b> , Short, Float	Read/Write
PID.2.D	Boolean, Byte, Word, Short, <b>Float</b>	Read/Write
PID.2.DB	Boolean, Byte, Word, Short, <b>Float</b>	Read/Write
PID.2.Dc	Boolean, Byte, Word, Short, <b>Float</b>	Read/Write
PID.2.I	Boolean, Byte, Word, Short, <b>Float</b>	Read/Write
PID.2.Ic	Boolean, Byte, Word, Short, <b>Float</b>	Read/Write
PID.2.MR	Boolean, Byte, Word, Short, <b>Float</b>	Read/Write
PID.2.P	Boolean, Byte, Word, Short, <b>Float</b>	Read/Write
PID.2.Pc	Boolean, Byte, Word, Short, <b>Float</b>	Read/Write
PID.2.RP	Boolean, Byte, Word, Short, <b>Float</b>	Read/Write
PID.2.SP	Boolean, Byte, <b>Word</b> , Short, Float	Read/Write
PID.3.D	Boolean, Byte, Word, Short, <b>Float</b>	Read/Write
PID.3.DB	Boolean, Byte, Word, Short, <b>Float</b>	Read/Write

PID.3.Dc	Boolean, Byte, Word, Short, <b>Float</b>	Read/Write
PID.3.I	Boolean, Byte, Word, Short, <b>Float</b>	Read/Write
PID.3.Ic	Boolean, Byte, Word, Short, <b>Float</b>	Read/Write
PID.3.MR	Boolean, Byte, Word, Short, <b>Float</b>	Read/Write
PID.3.P	Boolean, Byte, Word, Short, <b>Float</b>	Read/Write
PID.3.Pc	Boolean, Byte, Word, Short, <b>Float</b>	Read/Write
PID.3.SP	Boolean, Byte, <b>Word</b> , Short, Float	Read/Write
PID.4.D	Boolean, Byte, Word, Short, <b>Float</b>	Read/Write
PID.4.DB	Boolean, Byte, Word, Short, <b>Float</b>	Read/Write
PID.4.Dc	Boolean, Byte, Word, Short, <b>Float</b>	Read/Write
PID.4.I	Boolean, Byte, Word, Short, <b>Float</b>	Read/Write
PID.4.Ic	Boolean, Byte, Word, Short, <b>Float</b>	Read/Write
PID.4.MR	Boolean, Byte, Word, Short, <b>Float</b>	Read/Write
PID.4.P	Boolean, Byte, Word, Short, <b>Float</b>	Read/Write
PID.4.Pc	Boolean, Byte, Word, Short, <b>Float</b>	Read/Write
PID.4.SP	Boolean, Byte, <b>Word</b> , Short, Float	Read/Write

### Process Parameters Addressing for UT351

The driver supports the following Process parameter addresses for UT351. The default data type for each address type is shown in **bold**.

Address Format	Data Types	Access
PROCESS.ADERROR	Boolean, Byte, <b>Word</b> , Short, Float	Read Only
PROCESS.ALM	Boolean, Byte, <b>Word</b> , Short, Float	Read Only
PROCESS.COUT	Boolean, Byte, Word, Short, <b>Float</b>	Read Only
PROCESS.CSP	Boolean, Byte, Word, Short, <b>Float</b>	Read Only
PROCESS.CSPNO	Boolean, Byte, <b>Word</b> , Short, Float	Read Only
PROCESS.ERROR	Boolean, Byte, <b>Word</b> , Short, Float	Read Only
PROCESS.HBC1	Boolean, Byte, <b>Word</b> , Short, Float	Read Only
PROCESS.HBC2	Boolean, Byte, <b>Word</b> , Short, Float	Read Only
PROCESS.HOUT	Boolean, Byte, Word, Short, <b>Float</b>	Read Only
PROCESS.MOD	Boolean, Byte, <b>Word</b> , Short, Float	Read Only
PROCESS.OR	Boolean, Byte, Word, Short, <b>Float</b>	Read Only
PROCESS.OUT	Boolean, Byte, Word, Short, <b>Float</b>	Read Only
PROCESS.PARAERR	Boolean, Byte, <b>Word</b> , Short, Float	Read Only
PROCESS.PIDNO	Boolean, Byte, <b>Word</b> , Short, Float	Read Only
PROCESS.PV	Boolean, Byte, Word, Short, <b>Float</b>	Read Only

### Setup Parameters Addressing for UT351

The driver supports the following Setup parameters addresses for UT351. The default data type for each address type is shown in **bold**.

Address Format	Data Types	Access
SETUP.AL1	Boolean, Byte, Word, Short, <b>Float</b>	Read/Write
SETUP.AL2	Boolean, Byte, Word, Short, <b>Float</b>	Read/Write
SETUP.AL3	Boolean, Byte, Word, Short, <b>Float</b>	Read/Write
SETUP.AR	Boolean, Byte, Word, Short, <b>Float</b>	Read Only
SETUP.C.MD	Boolean, Byte, Word, Short, <b>Float</b>	Read/Write
SETUP.C.S1	Boolean, Byte, Word, Short, <b>Float</b>	Read/Write
SETUP.C.S2	Boolean, Byte, Word, Short, <b>Float</b>	Read/Write
SETUP.C.S3	Boolean, Byte, Word, Short, <b>Float</b>	Read/Write
SETUP.C.S4	Boolean, Byte, Word, Short, <b>Float</b>	Read/Write
SETUP.DIS	Boolean, Byte, Word, Short, <b>Float</b>	Read/Write
SETUP.DY1	Boolean, Byte, Word, Short, <b>Float</b>	Read/Write
SETUP.DY2	Boolean, Byte, Word, Short, <b>Float</b>	Read/Write

SETUP.DY3	Boolean, Byte, Word, Short, <b>Float</b>	Read/Write
SETUP.ERJC	Boolean, Byte, Word, Short, <b>Float</b>	Read/Write
SETUP.HY1	Boolean, Byte, <b>Word</b> , Short, Float	Read/Write
SETUP.HY2	Boolean, Byte, <b>Word</b> , Short, Float	Read/Write
SETUP.HY3	Boolean, Byte, <b>Word</b> , Short, Float	Read/Write
SETUP.LOCK	Boolean, Byte, Word, Short, <b>Float</b>	Read Only
SETUP.PCMD	Boolean, Byte, Word, Short, <b>Float</b>	Read/Write
SETUP.PO	Boolean, Byte, Word, Short, <b>Float</b>	Read/Write
SETUP.POC	Boolean, Byte, Word, Short, <b>Float</b>	Read/Write
SETUP.RET	Boolean, Byte, Word, Short, <b>Float</b>	Read/Write
SETUP.RTH	Boolean, Byte, Word, Short, <b>Float</b>	Read/Write
SETUP.RTL	Boolean, Byte, Word, Short, <b>Float</b>	Read/Write
SETUP.SPH	Boolean, Byte, Word, Short, <b>Float</b>	Read/Write
SETUP.SPL	Boolean, Byte, Word, Short, <b>Float</b>	Read/Write
SETUP.TMU	Boolean, Byte, Word, Short, <b>Float</b>	Read/Write
SETUP.ZON	Boolean, Byte, Word, Short, <b>Float</b>	Read/Write

### Communication Parameters Addressing for UT351

The driver supports the following Communication parameters addresses for UT351. The default data type for each address type is shown in **bold**.

Address Format	Data Types	Access
COMM.ADR	Boolean, Byte, <b>Word</b> , Short, Float	R/O
COMM.BPS	Boolean, Byte, <b>Word</b> , Short, Float	R/O
COMM.DLN	Boolean, Byte, <b>Word</b> , Short, Float	R/O
COMM.PRI	Boolean, Byte, <b>Word</b> , Short, Float	R/O
COMM.PSL	Boolean, Byte, <b>Word</b> , Short, Float	R/O
COMM.RP.T	Boolean, Byte, <b>Word</b> , Short, Float	R/O
COMM.STP	Boolean, Byte, <b>Word</b> , Short, Float	R/O

### Control Output Parameters Addressing for UT351

The driver supports the following Control Output parameters addresses for UT351. The default data type for each address type is shown in **bold**.

Address Format	Data Types	Access
CTRLOUT.CT	Boolean, Byte, Word, Short, <b>Float</b>	Read/Write
CTRLOUT.CTC	Boolean, Byte, Word, Short, <b>Float</b>	Read/Write
CTRLOUT.OT	Boolean, Byte, Word, Short, <b>Float</b>	Read/Write

### PV Input Parameters Addressing for UT351

The driver supports the following PV Input parameters addresses for UT351. The default data type for each address type is shown in **bold**.

Address Format	Data Types	Access
PVINP.BSL	Boolean, Byte, Word, Short, <b>Float</b>	Read/Write
PVINP.DP	Boolean, Byte, Word, Short, <b>Float</b>	Read Only
PVINP.IN	Boolean, Byte, Word, Short, <b>Float</b>	Read/Write
PVINP.RH	Boolean, Byte, Word, Short, <b>Float</b>	Read/Write
PVINP.RJC	<b>Boolean</b> , Byte, Word, Short, Float	Read/Write
PVINP.RL	Boolean, Byte, Word, <b>Short</b> , Float	Read/Write
PVINP.SDP	Boolean, Byte, Word, Short, <b>Float</b>	Read/Write
PVINP.SH	Boolean, Byte, Word, Short, <b>Float</b>	Read/Write
PVINP.SL	Boolean, Byte, Word, Short, <b>Float</b>	Read/Write
PVINP.UNI	<b>Boolean</b> , Byte, Word, Short, Float	Read/Write

## Status Addressing for UT351

The driver supports Boolean status addresses for UT351.

Address Format	Data Types	Access
MODEL	<b>String</b>	Read Only
STATUS.ADERROR.st	Boolean	Read Only
STATUS.AT.E.st	Boolean	Read Only
STATUS.AT.st	Boolean	Read Only
STATUS.AUT/MAN.st	Boolean	Read Only
STATUS.CALB.E.st	Boolean	Read Only
STATUS.EEP.E.st	Boolean	Read Only
STATUS.PARA.E.st	Boolean	Read Only
STATUS.PV+over.st	Boolean	Read Only
STATUS.PVBO.st	Boolean	Read Only
STATUS.PV-over.st	Boolean	Read Only
STATUS.RJCERR.st	Boolean	Read Only
STATUS.S/R.st	Boolean	Read Only
STATUS.SETUP.st	Boolean	Read Only
STATUS.SYSTEM.E.st	Boolean	Read Only
ALARMSTAT.ALM1.st	Boolean	Read Only
ALARMSTAT.ALM2.st	Boolean	Read Only
ALARMSTAT.ALM3.st	Boolean	Read Only
ALARMSTAT.OR.st	Boolean	Read Only
OFFSTATUS.ADERROR.off	Boolean	Read Only
OFFSTATUS.ALM1.off	Boolean	Read Only
OFFSTATUS.ALM2.off	Boolean	Read Only
OFFSTATUS.ALM3.off	Boolean	Read Only
OFFSTATUS.AT.E.off	Boolean	Read Only
OFFSTATUS.AT.off	Boolean	Read Only
OFFSTATUS.AUT/MAN.off	Boolean	Read Only
OFFSTATUS.CALB.E.off	Boolean	Read Only
OFFSTATUS.EEP.E.off	Boolean	Read Only
OFFSTATUS.OR.off	Boolean	Read Only
OFFSTATUS.PARA.E.off	Boolean	Read Only
OFFSTATUS.PV+over.off	Boolean	Read Only
OFFSTATUS.PVBO.off	Boolean	Read Only
OFFSTATUS.PV-over.off	Boolean	Read Only
OFFSTATUS.RJCERR.off	Boolean	Read Only
OFFSTATUS.S/R.off	Boolean	Read Only
OFFSTATUS.SETUP.off	Boolean	Read Only
OFFSTATUS.SYSTEM.E.off	Boolean	Read Only
ONSTATUS.ADERROR.on	Boolean	Read Only
ONSTATUS.ALM1.on	Boolean	Read Only
ONSTATUS.ALM2.on	Boolean	Read Only
ONSTATUS.ALM3.on	Boolean	Read Only
ONSTATUS.AT.E.on	Boolean	Read Only
ONSTATUS.AT.on	Boolean	Read Only
ONSTATUS.AUT/MAN.on	Boolean	Read Only
ONSTATUS.CALB.E.on	Boolean	Read Only
ONSTATUS.EEP.E.on	Boolean	Read Only
ONSTATUS.OR.on	Boolean	Read Only
ONSTATUS.PARA.E.on	Boolean	Read Only
ONSTATUS.PV+over.on	Boolean	Read Only
ONSTATUS.PVBO.on	Boolean	Read Only
ONSTATUS.PV-over.on	Boolean	Read Only

ONSTATUS.RJCERR.on	Boolean	Read Only
ONSTATUS.S/R.on	Boolean	Read Only
ONSTATUS.SETUP.on	Boolean	Read Only
ONSTATUS.SYSTEM.E.on	Boolean	Read Only

### Absolute Address Mapping (D0001-D1253) for UT351

Register to Tag Address Mapping for registers D0001-D1253 are shown below.

**Note:** Registers missing in the given range are either not applicable for this device model or are not supported.

Register Address	Tag Address
D0001	PROCESS.ADERROR
D0002	PROCESS.ERROR
D0003	PROCESS.PV
D0004	PROCESS.CSP
D0005	PROCESS.OUT
D0006	PROCESS.HOUT
D0007	PROCESS.COUT
D0008	PROCESS.MOD
D0009	PROCESS.PIDNO
D0010	PROCESS.CSPNO
D0011	PROCESS.ALM
D0027	PROCESS.OR
D0028	PROCESS.HBC1
D0029	PROCESS.HBC2
D0035	PROCESS.PARAERR
D0201	OPMODE.A/M
D0207	OPMODE.SPNO
D0215	OPMODE.C.RSP
D0217	OPMODE.MOUT
D0218	OPMODE.MOUTC
D0231	OPRELPARAM.A1
D0232	OPRELPARAM.A2
D0233	OPRELPARAM.A3
D0237	OPRELPARAM.PCCH
D0238	OPRELPARAM.PCCL
D0241	OPRELPARAM.AT
D0242	OPRELPARAM.SC
D0243	OPRELPARAM.BS
D0244	OPRELPARAM.FL
D0245	OPRELPARAM.UPR
D0246	OPRELPARAM.DNR
D0250	OPRELPARAM.ORB
D0251	OPRELPARAM.ORH
D0252	OPRELPARAM.ORL
D0254	OPRELPARAM.OH
D0255	OPRELPARAM.OL
D0256	OPRELPARAM.HYS
D0257	OPRELPARAM.DR
D0258	OPRELPARAM.HB1
D0259	OPRELPARAM.HB2
D0301	PID.1.SP
D0306	PID.1.P
D0307	PID.1.I
D0308	PID.1.D



D0311	PID.1.MR
D0314	PID.1.Pc
D0315	PID.1.Ic
D0316	PID.1.Dc
D0318	PID.1.DB
D0319	PID.1.RP
D0326	PID.2.SP
D0331	PID.2.P
D0332	PID.2.I
D0333	PID.2.D
D0336	PID.2.MR
D0339	PID.2.Pc
D0340	PID.2.Ic
D0341	PID.2.Dc
D0343	PID.2.DB
D0344	PID.2.RP
D0351	PID.3.SP
D0356	PID.3.P
D0357	PID.3.I
D0358	PID.3.D
D0361	PID.3.MR
D0364	PID.3.Pc
D0365	PID.3.Ic
D0366	PID.3.Dc
D0368	PID.3.DB
D0376	PID.4.SP
D0381	PID.4.P
D0382	PID.4.I
D0383	PID.4.D
D0386	PID.4.MR
D0389	PID.4.Pc
D0390	PID.4.Ic
D0391	PID.4.Dc
D0393	PID.4.DB
D0494	PID.RDV
D0904	SETUP.TMU
D0915	SETUP.AL1
D0916	SETUP.AL2
D0917	SETUP.AL3
D0919	SETUP.HY1
D0920	SETUP.HY2
D0921	SETUP.HY3
D0924	SETUP.PO
D0925	SETUP.POc
D0927	SETUP.C.MD
D0928	SETUP.AR
D0929	SETUP.ZON
D0932	SETUP.DIS
D0933	SETUP.SPH
D0934	SETUP.SPL
D0935	SETUP.DY1
D0936	SETUP.DY2
D0937	SETUP.DY3
D1013	SETUP.RET
D1014	SETUP.RTH

D1015	SETUP.RTL
D1036	SETUP.LOCK
D1037	SETUP.PCMD
D1038	SETUP.ERJC
D1101	SETUP.C.S1
D1102	SETUP.C.S2
D1103	SETUP.C.S3
D1104	SETUP.C.S4
D1201	PVinp.IN
D1202	PVinp.UNI
D1203	PVinp.DP
D1204	PVinp.RH
D1205	PVinp.RL
D1206	PVinp.SDP
D1207	PVinp.SH
D1208	PVinp.SL
D1209	PVinp.BSL
D1210	PVinp.RJC
D1238	CTRLOUT.OT
D1240	CTRLOUT.CT
D1242	CTRLOUT.CTC
D1247	COMM.PSL
D1248	COMM.BPS
D1249	COMM.PRI
D1250	COMM.STP
D1251	COMM.DLN
D1252	COMM.ADR
D1253	COMM.RP.T

### Absolute Address Mapping (I0001-I0486) for UT351

Register to Tag Address Mapping for registers I0001-I0486 are shown below.

**Note:** Registers missing in the given range are either not applicable for this device model or are not supported.

Register Address	Tag Address
I0001	STATUS.ADERROR.st
I0018	STATUS.PVBO.st
I0019	STATUS.RJCERR.st
I0021	STATUS.PV+over.st
I0022	STATUS.PV-over.st
I0031	STATUS.AT.E.st
I0049	STATUS.CALB.E.st
I0055	STATUS.SETUP.st
I0057	STATUS.PARA.E.st
I0061	STATUS.EEP.E.st
I0063	STATUS.SYSTEM.E.st
I0065	STATUS.AUT/MAN.st
I0067	STATUS.S/R.st
I0079	STATUS.AT.st
I0097	ALARMSTAT.ALM1.st
I0098	ALARMSTAT.ALM2.st
I0099	ALARMSTAT.ALM3.st
I0102	ALARMSTAT.OR.st
I0193	ONSTATUS.ADERROR.on
I0210	ONSTATUS.PVBO.on

I0211	ONSTATUS.RJCERR.on
I0213	ONSTATUS.PV+over.on
I0214	ONSTATUS.PV-over.on
I0223	ONSTATUS.AT.E.on
I0241	ONSTATUS.CALB.E.on
I0247	ONSTATUS.SETUP.on
I0249	ONSTATUS.PARA.E.on
I0253	ONSTATUS.EEP.E.on
I0255	ONSTATUS.SYSTEM.E.on
I0257	ONSTATUS.AUT/MAN.on
I0259	ONSTATUS.S/R.on
I0271	ONSTATUS.AT.on
I0289	ONSTATUS.ALM1.on
I0290	ONSTATUS.ALM2.on
I0291	ONSTATUS.ALM3.on
I0294	ONSTATUS.OR.on
I0385	OFFSTATUS.ADERROR.off
I0402	OFFSTATUS.PVBO.off
I0403	OFFSTATUS.RJCERR.off
I0405	OFFSTATUS.PV+over.off
I0406	OFFSTATUS.PV-over.off
I0415	OFFSTATUS.AT.E.off
I0433	OFFSTATUS.CALB.E.off
I0439	OFFSTATUS.SETUP.off
I0441	OFFSTATUS.PARA.E.off
I0445	OFFSTATUS.EEP.E.off
I0447	OFFSTATUS.SYSTEM.E.off
I0449	OFFSTATUS.AUT/MAN.off
I0451	OFFSTATUS.S/R.off
I0463	OFFSTATUS.AT.off
I0481	OFFSTATUS.ALM1.off
I0482	OFFSTATUS.ALM2.off
I0483	OFFSTATUS.ALM3.off
I0486	OFFSTATUS.OR.off

### OP Related Parameters Addressing for UT350L

The driver supports the following OP related parameters addresses for UT350L. The default data type for each address type is shown in **bold**.

Address Format	Data Types	Access
OPRELPARAM.A1	Boolean, Byte, <b>Word, Short, Float</b>	Read/Write
OPRELPARAM.A2	Boolean, Byte, <b>Word, Short, Float</b>	Read/Write
OPRELPARAM.A3	Boolean, Byte, Word, Short, <b>Float</b>	Read/Write
OPRELPARAM.BS	Boolean, Byte, <b>Word, Short</b> , Float	Read/Write
OPRELPARAM.FL	Boolean, Byte, <b>Word</b> , Short, Float	Read/Write
OPRELPARAM.H	Boolean, Byte, Word, Short, <b>Float</b>	Read/Write

### PID Parameters Addressing for UT350L

The driver supports the following Process parameter addresses for UT350L. The default data type for each address type is shown in **bold**.

Address Format	Data Types	Access
PID.SP	Boolean, Byte, Word, Short, <b>Float</b>	Read/Write

## Process Parameters Addressing for UT350L

The driver supports the following Process parameter addresses for UT350L. The default data type for each address type is shown in **bold**.

Address Format	Data Types	Access
PROCESS.ADERROR	Boolean, Byte, <b>Word</b> , Short, Float	Read Only
PROCESS.ALM	Boolean, Byte, <b>Word</b> , Short, Float	Read Only
PROCESS.CSP	Boolean, Byte, Word, Short, <b>Float</b>	Read Only
PROCESS.ERROR	Boolean, Byte, <b>Word</b> , Short, Float	Read Only
PROCESS.MAX/MIN	Boolean, Byte, <b>Word</b> , Short, Float	Read Only
PROCESS.MOD	Boolean, Byte, <b>Word</b> , Short, Float	Read Only
PROCESS.PARAERR	Boolean, Byte, <b>Word</b> , Short, Float	Read Only
PROCESS.PV	Boolean, Byte, Word, Short, <b>Float</b>	Read Only
PROCESS.TIME	Boolean, Byte, <b>Word</b> , Short, Float	Read Only

## Communication Parameters Addressing for UT350L

The driver supports the following Communication parameters addresses for UT350L. The default data type for each address type is shown in **bold**.

Address Format	Data Types	Access
COMM.ADR	Boolean, Byte, Word, Short, <b>Float</b>	Read/Write
COMM.BPS	Boolean, Byte, Word, Short, <b>Float</b>	Read/Write
COMM.DLN	Boolean, Byte, Word, Short, <b>Float</b>	Read/Write
COMM.PRI	Boolean, Byte, Word, Short, <b>Float</b>	Read/Write
COMM.PSL	Boolean, Byte, Word, Short, <b>Float</b>	Read Only
COMM.RP.T	Boolean, Byte, Word, Short, <b>Float</b>	Read/Write
COMM.STP	Boolean, Byte, Word, Short, <b>Float</b>	Read/Write

## Setup Parameters Addressing for UT350L

The driver supports the following Setup parameters addresses for UT350L. The default data type for each address type is shown in **bold**.

Address Format	Data Types	Access
SETUP.AL1	Boolean, Byte, Word, Short, <b>Float</b>	Read/Write
SETUP.AL2	Boolean, Byte, Word, Short, <b>Float</b>	Read/Write
SETUP.AL3	Boolean, Byte, Word, Short, <b>Float</b>	Read/Write
SETUP.DIS	Boolean, Byte, Word, Short, <b>Float</b>	Read/Write
SETUP.HI.LO	Boolean, Byte, Word, Short, <b>Float</b>	Read/Write
SETUP.HY1	Boolean, Byte, Word, Short, <b>Float</b>	Read/Write
SETUP.HY2	Boolean, Byte, Word, Short, <b>Float</b>	Read/Write
SETUP.LOCK	Boolean, Byte, Word, Short, <b>Float</b>	Read Only
SETUP.OP.SL	Boolean, Byte, Word, Short, <b>Float</b>	Read/Write
SETUP.R.MD	Boolean, Byte, Word, Short, <b>Float</b>	Read/Write
SETUP.RET	Boolean, Byte, Word, Short, <b>Float</b>	Read/Write
SETUP.RTH	Boolean, Byte, Word, Short, <b>Float</b>	Read/Write
SETUP.RTL	Boolean, Byte, Word, Short, <b>Float</b>	Read/Write
SETUP.TMU	Boolean, Byte, Word, Short, <b>Float</b>	Read/Write

## PV Input Parameters Addressing for UT350L

The driver supports the following PV Input parameters addresses for UT350L. The default data type for each address type is shown in **bold**.

Address Format	Data Types	Access
PVINP.BSL	Boolean, Byte, Word, Short, <b>Float</b>	Read/Write
PVINP.IN	Boolean, Byte, Word, Short, <b>Float</b>	Read/Write
PVINP.RH	Boolean, Byte, Word, Short, <b>Float</b>	Read/Write

PVinp.RJC	<b>Boolean</b> , Byte, Word, Short, Float	Read/Write
PVinp.RL	<b>Boolean</b> , Byte, Word, Short, Float	Read/Write
PVinp.SDP	Boolean, Byte, Word, Short, <b>Float</b>	Read/Write
PVinp.SH	Boolean, Byte, Word, Short, <b>Float</b>	Read/Write
PVinp.SL	Boolean, Byte, Word, Short, <b>Float</b>	Read/Write
PVinp.UNI	<b>Boolean</b> , Byte, Word, Short, Float	Read/Write

### Status Addressing for UT350L

The driver supports Boolean status addresses for UT350L.

Address Format	Data Types	Access
MODEL	<b>String</b>	Read Only
STATUS.ADERROR.st	Boolean	Read Only
STATUS.EXD	Boolean	Read Only
STATUS.OUT	Boolean	Read Only
STATUS.PV+over.st	Boolean	Read Only
STATUS.PVBO.st	Boolean	Read Only
STATUS.PV-over.st	Boolean	Read Only
STATUS.RJCERR.st	Boolean	Read Only
ALARMSTAT.ALM1.st	Boolean	Read Only
ALARMSTAT.ALM2.st	Boolean	Read Only

### Absolute Address Mapping (D0001-D1253) for UT350L

Register to Tag Address Mapping for registers D0001-D1253 are shown below.

**Note:** Registers missing in the given range are either not applicable for this device model or are not supported.

Register Address	Tag Address
D0001	PROCESS.ADERROR
D0002	PROCESS.ERROR
D0003	PROCESS.PV
D0004	PROCESS.CSP
D0008	PROCESS.MOD
D0009	PROCESS.TIME
D0010	PROCESS.MAX/MIN
D0011	PROCESS.ALM
D0035	PROCESS.PARAERR
D0231	OPRELPARAM.A1
D0232	OPRELPARAM.A2
D0237	OPRELPARAM.PCCH
D0238	OPRELPARAM.PCCL
D0243	OPRELPARAM.BS
D0244	OPRELPARAM.FL
D0256	OPRELPARAM.H
D0301	PID.SP
D0904	SETUP.TMU
D0915	SETUP.AL1
D0916	SETUP.AL2
D0917	SETUP.AL3
D0919	SETUP.HY1
D0920	SETUP.HY2
D0930	SETUP.R.MD
D0932	SETUP.DIS
D0933	SETUP.HI.LO
D0934	SETUP.OP.SL

D1013	SETUP.RET
D1014	SETUP.RTH
D1015	SETUP.RTL
D1036	SETUP.LOCK
D1201	PVINP.IN
D1202	PVINP.UNI
D1204	PVINP.RH
D1205	PVINP.RL
D1206	PVINP.SDP
D1207	PVINP.SH
D1208	PVINP.SL
D1209	PVINP.BSL
D1210	PVINP.RJC
D1247	COMM.PSL
D1248	COMM.BPS
D1249	COMM.PRI
D1250	COMM.STP
D1251	COMM.DLN
D1252	COMM.ADR
D1253	COMM.RP.T

### Absolute Address Mapping (I0001-I0098) for UT350L

Register to Tag Address Mapping for registers I0001-I0098 are shown below.

**Note:** Registers missing in the given range are either not applicable for this device model or are not supported.

Register Address	Tag Address
I0001	STATUS.ADERROR.st
I0018	STATUS.PVBO.st
I0019	STATUS.RJCERR.st
I0021	STATUS.PV+over.st
I0022	STATUS.PV-over.st
I0066	STATUS.EXD
I0067	STATUS.OUT
I0097	ALARMSTAT.ALM1.st
I0098	ALARMSTAT.ALM2.st

### OP Related Parameters Addressing for UT420

The driver supports the following OP related parameters addresses for UT420. The default data type for each address type is shown in **bold**.

Address Format	Data Types	Access
OPRELPARAM.A/M	Boolean, Byte, <b>Word</b> , Short, Float	Read Only
OPRELPARAM.A1	Boolean, Byte, <b>Word</b> , Short, Float	Read/Write
OPRELPARAM.A2	Boolean, Byte, <b>Word</b> , Short, Float	Read/Write
OPRELPARAM.A3	Boolean, Byte, <b>Word</b> , Short, Float	Read/Write
OPRELPARAM.A4	Boolean, Byte, <b>Word</b> , Short, Float	Read/Write
OPRELPARAM.AT	Boolean, Byte, <b>Word</b> , Short, Float	Read/Write
OPRELPARAM.BS	Boolean, Byte, <b>Word</b> , Short, Float	Read/Write
OPRELPARAM.C.RSP	Boolean, Byte, <b>Word</b> , Short, Float	Read/Write
OPRELPARAM.DNR	Boolean, Byte, <b>Word</b> , Short, Float	Read/Write
OPRELPARAM.FL	Boolean, Byte, <b>Word</b> , Short, Float	Read/Write
OPRELPARAM.MOUT	Boolean, Byte, <b>Word</b> , Short, Float	Read/Write
OPRELPARAM.MOUTc	Boolean, Byte, <b>Word</b> , Short, Float	Read/Write
OPRELPARAM.ORB	Boolean, Byte, <b>Word</b> , Short, Float	Read/Write







OPRELPARAM.6.PO	Boolean, Byte, <b>Word</b> , Short, Float	Read/Write
OPRELPARAM.6.RP	Boolean, Byte, <b>Word</b> , Short, Float	Read/Write
OPRELPARAM.6.SP	Boolean, Byte, <b>Word</b> , Short, Float	Read/Write
OPRELPARAM.7.D	Boolean, Byte, <b>Word</b> , Short, Float	Read/Write
OPRELPARAM.7.DB	Boolean, Byte, <b>Word</b> , Short, Float	Read/Write
OPRELPARAM.7.Dc	Boolean, Byte, <b>Word</b> , Short, Float	Read/Write
OPRELPARAM.7.DR	Boolean, Byte, <b>Word</b> , Short, Float	Read/Write
OPRELPARAM.7.H	Boolean, Byte, <b>Word</b> , Short, Float	Read/Write
OPRELPARAM.7.Hc	Boolean, Byte, <b>Word</b> , Short, Float	Read/Write
OPRELPARAM.7.I	Boolean, Byte, <b>Word</b> , Short, Float	Read/Write
OPRELPARAM.7.Ic	Boolean, Byte, <b>Word</b> , Short, Float	Read/Write
OPRELPARAM.7.MR	Boolean, Byte, <b>Word</b> , Short, Float	Read/Write
OPRELPARAM.7.Oc	Boolean, Byte, <b>Word</b> , Short, Float	Read/Write
OPRELPARAM.7.OH	Boolean, Byte, <b>Word</b> , Short, Float	Read/Write
OPRELPARAM.7.OL	Boolean, Byte, <b>Word</b> , Short, Float	Read/Write
OPRELPARAM.7.P	Boolean, Byte, Word, <b>Short</b> , Float	Read/Write
OPRELPARAM.7.Pc	Boolean, Byte, <b>Word</b> , Short, Float	Read/Write
OPRELPARAM.7.PO	Boolean, Byte, <b>Word</b> , Short, Float	Read/Write
OPRELPARAM.7.SP	Boolean, Byte, <b>Word</b> , Short, Float	Read/Write
OPRELPARAM.8.D	Boolean, Byte, <b>Word</b> , Short, Float	Read/Write
OPRELPARAM.8.DB	Boolean, Byte, <b>Word</b> , Short, Float	Read/Write
OPRELPARAM.8.Dc	Boolean, Byte, <b>Word</b> , Short, Float	Read/Write
OPRELPARAM.8.DR	Boolean, Byte, <b>Word</b> , Short, Float	Read/Write
OPRELPARAM.8.H	Boolean, Byte, <b>Word</b> , Short, Float	Read/Write
OPRELPARAM.8.Hc	Boolean, Byte, <b>Word</b> , Short, Float	Read/Write
OPRELPARAM.8.I	Boolean, Byte, <b>Word</b> , Short, Float	Read/Write
OPRELPARAM.8.Ic	Boolean, Byte, <b>Word</b> , Short, Float	Read/Write
OPRELPARAM.8.MR	Boolean, Byte, <b>Word</b> , Short, Float	Read/Write
OPRELPARAM.8.Oc	Boolean, Byte, <b>Word</b> , Short, Float	Read/Write
OPRELPARAM.8.OH	Boolean, Byte, <b>Word</b> , Short, Float	Read/Write
OPRELPARAM.8.OL	Boolean, Byte, <b>Word</b> , Short, Float	Read/Write
OPRELPARAM.8.P	Boolean, Byte, Word, Short, <b>Float</b>	Read/Write
OPRELPARAM.8.Pc	Boolean, Byte, <b>Word</b> , Short, Float	Read/Write
OPRELPARAM.8.PO	Boolean, Byte, <b>Word</b> , Short, Float	Read/Write
OPRELPARAM.8.SP	Boolean, Byte, <b>Word</b> , Short, Float	Read/Write
OPRELPARAM.RDV	Boolean, Byte, <b>Word</b> , Short, Float	Read/Write

### Process Parameters Addressing for UT420

The driver supports the following Process parameter addresses for UT420. The default data type for each address type is shown in **bold**.

Address Format	Data Types	Access
PROCESS.ADERROR	Boolean, Byte, <b>Word</b> , Short, Float	Read Only
PROCESS.ALM	Boolean, Byte, <b>Word</b> , Short, Float	Read Only
PROCESS.ALOSTS	Boolean, Byte, <b>Word</b> , Short, Float	Read Only
PROCESS.COUT	Boolean, Byte, Word, <b>Short</b> , Float	Read Only
PROCESS.CSP	Boolean, Byte, Word, <b>Short</b> , Float	Read Only
PROCESS.CSPNO	Boolean, Byte, <b>Word</b> , Short, Float	Read Only
PROCESS.DEV	Boolean, Byte, <b>Word</b> , Short, Float	Read Only
PROCESS.DISTS	Boolean, Byte, <b>Word</b> , Short, Float	Read Only
PROCESS.ERROR	Boolean, Byte, <b>Word</b> , Short, Float	Read Only
PROCESS.HOUT	Boolean, Byte, Word, <b>Short</b> , Float	Read Only
PROCESS.MOD	Boolean, Byte, <b>Word</b> , Short, Float	Read Only
PROCESS.OR	Boolean, Byte, <b>Word</b> , Short, Float	Read Only
PROCESS.OUT	Boolean, Byte, Word, <b>Short</b> , Float	Read Only

PROCESS.PARAERR	Boolean, Byte, <b>Word</b> , Short, Float	Read Only
PROCESS.PIDNO	Boolean, Byte, <b>Word</b> , Short, Float	Read Only
PROCESS.PV	Boolean, Byte, Word, <b>Short</b> , Float	Read Only
PROCESS.TIM1	Boolean, Byte, <b>Word</b> , Short, Float	Read Only
PROCESS.TIM2	Boolean, Byte, <b>Word</b> , Short, Float	Read Only

### Setup Parameters Addressing for UT420

The driver supports the following Setup parameters addresses for UT420. The default data type for each address type is shown in **bold**.

Address Format	Data Types	Access
SETUP.A/M	Boolean, Byte, <b>Word</b> , Short, Float	Read/Write
SETUP.AL1	Boolean, Byte, <b>Word</b> , Short, Float	Read/Write
SETUP.AL2	Boolean, Byte, <b>Word</b> , Short, Float	Read/Write
SETUP.AL3	Boolean, Byte, <b>Word</b> , Short, Float	Read/Write
SETUP.AL4	Boolean, Byte, <b>Word</b> , Short, Float	Read/Write
SETUP.AMD	Boolean, Byte, <b>Word</b> , Short, Float	Read/Write
SETUP.AR	Boolean, Byte, <b>Word</b> , Short, Float	Read/Write
SETUP.C.S1	Boolean, Byte, <b>Word</b> , Short, Float	Read/Write
SETUP.C.S2	Boolean, Byte, <b>Word</b> , Short, Float	Read/Write
SETUP.C.S3	Boolean, Byte, <b>Word</b> , Short, Float	Read/Write
SETUP.C.S4	Boolean, Byte, <b>Word</b> , Short, Float	Read/Write
SETUP.C.S5	Boolean, Byte, <b>Word</b> , Short, Float	Read/Write
SETUP.DIS	Boolean, Byte, <b>Word</b> , Short, Float	Read/Write
SETUP.DVB	Boolean, Byte, <b>Word</b> , Short, Float	Read/Write
SETUP.DY1	Boolean, Byte, <b>Word</b> , Short, Float	Read/Write
SETUP.DY2	Boolean, Byte, <b>Word</b> , Short, Float	Read/Write
SETUP.DY3	Boolean, Byte, <b>Word</b> , Short, Float	Read/Write
SETUP.DY4	Boolean, Byte, <b>Word</b> , Short, Float	Read/Write
SETUP.GRP	Boolean, Byte, <b>Word</b> , Short, Float	Read/Write
SETUP.HY1	Boolean, Byte, <b>Word</b> , Short, Float	Read/Write
SETUP.HY2	Boolean, Byte, <b>Word</b> , Short, Float	Read/Write
SETUP.HY3	Boolean, Byte, <b>Word</b> , Short, Float	Read/Write
SETUP.HY4	Boolean, Byte, <b>Word</b> , Short, Float	Read/Write
SETUP.MOD	Boolean, Byte, <b>Word</b> , Short, Float	Read/Write
SETUP.OPR	Boolean, Byte, <b>Word</b> , Short, Float	Read/Write
SETUP.PID	Boolean, Byte, <b>Word</b> , Short, Float	Read/Write
SETUP.PVT	Boolean, Byte, <b>Word</b> , Short, Float	Read/Write
SETUP.R/L	Boolean, Byte, <b>Word</b> , Short, Float	Read/Write
SETUP.R.MD	Boolean, Byte, <b>Word</b> , Short, Float	Read/Write
SETUP.R.TM	Boolean, Byte, <b>Word</b> , Short, Float	Read/Write
SETUP.RET	Boolean, Byte, <b>Word</b> , Short, Float	Read/Write
SETUP.RMS	Boolean, Byte, <b>Word</b> , Short, Float	Read/Write
SETUP.RTH	Boolean, Byte, <b>Word</b> , Short, Float	Read/Write
SETUP.RTL	Boolean, Byte, <b>Word</b> , Short, Float	Read/Write
SETUP.SPH	Boolean, Byte, <b>Word</b> , Short, Float	Read/Write
SETUP.SPL	Boolean, Byte, <b>Word</b> , Short, Float	Read/Write
SETUP.SPT	Boolean, Byte, <b>Word</b> , Short, Float	Read/Write
SETUP.TMU	Boolean, Byte, <b>Word</b> , Short, Float	Read/Write
SETUP.ZON	Boolean, Byte, <b>Word</b> , Short, Float	Read/Write

### PV Input Parameters Addressing for UT420

The driver supports the following PV Input parameters addresses for UT420. The default data type for each address type is shown in **bold**.

Address Format	Data Types	Access
PVinp.ADR	Boolean, Byte, <b>Word</b> , Short, Float	Read/Write
PVinp.BPS	Boolean, Byte, <b>Word</b> , Short, Float	Read/Write
PVinp.BSL	Boolean, Byte, <b>Word</b> , Short, Float	Read/Write
PVinp.CT	Boolean, Byte, <b>Word</b> , Short, Float	Read/Write
PVinp.CTC	Boolean, Byte, <b>Word</b> , Short, Float	Read/Write
PVinp.DLN	Boolean, Byte, <b>Word</b> , Short, Float	Read/Write
PVinp.DP	Boolean, Byte, <b>Word</b> , Short, Float	Read Only
PVinp.DPC	Boolean, Byte, <b>Word</b> , Short, Float	Read/Write
PVinp.IN	Boolean, Byte, <b>Word</b> , Short, Float	Read/Write
PVinp.INI	Boolean, Byte, <b>Word</b> , Short, Float	Read/Write
PVinp.OT	Boolean, Byte, <b>Word</b> , Short, Float	Read/Write
PVinp.PRI	Boolean, Byte, <b>Word</b> , Short, Float	Read/Write
PVinp.PSL	Boolean, Byte, <b>Word</b> , Short, Float	Read/Write
PVinp.RH	Boolean, Byte, <b>Word</b> , Short, Float	Read/Write
PVinp.RJC	Boolean, Byte, <b>Word</b> , Short, Float	Read/Write
PVinp.RL	Boolean, Byte, <b>Word</b> , Short, Float	Read/Write
PVinp.RP.T	Boolean, Byte, <b>Word</b> , Short, Float	Read/Write
PVinp.RSH	Boolean, Byte, <b>Word</b> , Short, Float	Read/Write
PVinp.RSL	Boolean, Byte, <b>Word</b> , Short, Float	Read/Write
PVinp.RSP	Boolean, Byte, <b>Word</b> , Short, Float	Read/Write
PVinp.SDP	Boolean, Byte, <b>Word</b> , Short, Float	Read/Write
PVinp.SH	Boolean, Byte, <b>Word</b> , Short, Float	Read/Write
PVinp.SL	Boolean, Byte, <b>Word</b> , Short, Float	Read/Write
PVinp.STP	Boolean, Byte, <b>Word</b> , Short, Float	Read/Write
PVinp.TR.T	Boolean, Byte, <b>Word</b> , Short, Float	Read/Write
PVinp.UNI	Boolean, Byte, <b>Word</b> , Short, Float	Read/Write
PVinp.V.AT	Boolean, Byte, <b>Word</b> , Short, Float	Read/Write
PVinp.V.H	Boolean, Byte, <b>Word</b> , Short, Float	Read/Write
PVinp.V.L	Boolean, Byte, <b>Word</b> , Short, Float	Read/Write
PVinp.V.MOD	Boolean, Byte, <b>Word</b> , Short, Float	Read/Write
PVinp.V.RS	Boolean, Byte, <b>Word</b> , Short, Float	Read/Write

### Status Addressing for UT420

The driver supports Boolean status addresses for UT420.

Address Format	Data Types	Access
MODEL	String	Read Only
STATUS.AD1BO.st	Boolean	Read Only
STATUS.AD1ERROR.st	Boolean	Read Only
STATUS.AD3BO.st	Boolean	Read Only
STATUS.AD3ERROR.st	Boolean	Read Only
STATUS.ALM1.st	Boolean	Read Only
STATUS.ALM2.st	Boolean	Read Only
STATUS.ALM3.st	Boolean	Read Only
STATUS.ALM4.st	Boolean	Read Only
STATUS.ALO1.st	Boolean	Read Only
STATUS.ALO2.st	Boolean	Read Only
STATUS.ALO3.st	Boolean	Read Only
STATUS.ALO4.st	Boolean	Read Only
STATUS.AT.E.st	Boolean	Read Only
STATUS.AT.st	Boolean	Read Only
STATUS.AUT/MAN.st	Boolean	Read Only
STATUS.CALB.E.st	Boolean	Read Only
STATUS.CSPNO.0.st	Boolean	Read Only

STATUS.CSPNO.1.st	Boolean	Read Only
STATUS.CSPNO.2.st	Boolean	Read Only
STATUS.CSPNO.3.st	Boolean	Read Only
STATUS.DEVI-.st	Boolean	Read Only
STATUS.DEVI+.st	Boolean	Read Only
STATUS.DEVIZ.st	Boolean	Read Only
STATUS.DI1.st	Boolean	Read Only
STATUS.DI2.st	Boolean	Read Only
STATUS.DI3.st	Boolean	Read Only
STATUS.DI4.st	Boolean	Read Only
STATUS.DI5.st	Boolean	Read Only
STATUS.DI6.st	Boolean	Read Only
STATUS.DI8.st	Boolean	Read Only
STATUS.EEP.E.st	Boolean	Read Only
STATUS.MODE.E.st	Boolean	Read Only
STATUS.OR.st	Boolean	Read Only
STATUS.PARA.E.st	Boolean	Read Only
STATUS.PIDNO.0.st	Boolean	Read Only
STATUS.PIDNO.1.st	Boolean	Read Only
STATUS.PIDNO.2.st	Boolean	Read Only
STATUS.PIDNO.3.st	Boolean	Read Only
STATUS.POWER.ON.st	Boolean	Read Only
STATUS.PV+over.st	Boolean	Read Only
STATUS.PVADC.st	Boolean	Read Only
STATUS.PVBO.st	Boolean	Read Only
STATUS.PV-over.st	Boolean	Read Only
STATUS.RANGE.st	Boolean	Read Only
STATUS.REM/LCL.st	Boolean	Read Only
STATUS.RJCERR.st	Boolean	Read Only
STATUS.RSP.ADC.st	Boolean	Read Only
STATUS.RSP.BO.st	Boolean	Read Only
STATUS.RUN/STOP.st	Boolean	Read Only
STATUS.SETUP.st	Boolean	Read Only
STATUS.SYSTEM.E.st	Boolean	Read Only
STATUS.V.GUE.st	Boolean	Read Only
STATUS.VLV.ATERR.st	Boolean	Read Only
STATUS.VLV.BOUT.st	Boolean	Read Only
OFFSTATUS.AD1BO.off	Boolean	Read Only
OFFSTATUS.AD1ERROR.off	Boolean	Read Only
OFFSTATUS.AD3BO.off	Boolean	Read Only
OFFSTATUS.AD3ERROR.off	Boolean	Read Only
OFFSTATUS.ALM1.off	Boolean	Read Only
OFFSTATUS.ALM2.off	Boolean	Read Only
OFFSTATUS.ALM3.off	Boolean	Read Only
OFFSTATUS.ALM4.off	Boolean	Read Only
OFFSTATUS.AT.E.off	Boolean	Read Only
OFFSTATUS.AT.off	Boolean	Read Only
OFFSTATUS.AUT/MAN.off	Boolean	Read Only
OFFSTATUS.CALB.E.off	Boolean	Read Only
OFFSTATUS.DI1.off	Boolean	Read Only
OFFSTATUS.DI2.off	Boolean	Read Only
OFFSTATUS.DI3.off	Boolean	Read Only
OFFSTATUS.DI4.off	Boolean	Read Only
OFFSTATUS.DI5.off	Boolean	Read Only
OFFSTATUS.DI6.off	Boolean	Read Only

OFFSTATUS.DI8.off	Boolean	Read Only
OFFSTATUS.EEP.E.off	Boolean	Read Only
OFFSTATUS.MODE.E.off	Boolean	Read Only
OFFSTATUS.OR.off	Boolean	Read Only
OFFSTATUS.PARA.E.off	Boolean	Read Only
OFFSTATUS.PV+over.off	Boolean	Read Only
OFFSTATUS.PVADC.off	Boolean	Read Only
OFFSTATUS.PVBO.off	Boolean	Read Only
OFFSTATUS.PV-over.off	Boolean	Read Only
OFFSTATUS.RANGE.off	Boolean	Read Only
OFFSTATUS.REM/LCL.off	Boolean	Read Only
OFFSTATUS.RJCERR.off	Boolean	Read Only
OFFSTATUS.RSP.ADC.off	Boolean	Read Only
OFFSTATUS.RSP.BO.off	Boolean	Read Only
OFFSTATUS.RUN/STOP.off	Boolean	Read Only
OFFSTATUS.SETUP.off	Boolean	Read Only
OFFSTATUS.SYSTEM.E.off	Boolean	Read Only
OFFSTATUS.VLV.ATERR.off	Boolean	Read Only
OFFSTATUS.VLV.BOUT.off	Boolean	Read Only
ONSTATUS.AD1BO.on	Boolean	Read Only
ONSTATUS.AD1ERROR.on	Boolean	Read Only
ONSTATUS.AD3BO.on	Boolean	Read Only
ONSTATUS.AD3ERROR.on	Boolean	Read Only
ONSTATUS.ALM1.on	Boolean	Read Only
ONSTATUS.ALM2.on	Boolean	Read Only
ONSTATUS.ALM3.on	Boolean	Read Only
ONSTATUS.ALM4.on	Boolean	Read Only
ONSTATUS.AT.E.on	Boolean	Read Only
ONSTATUS.AT.on	Boolean	Read Only
ONSTATUS.AUT/MAN.on	Boolean	Read Only
ONSTATUS.CALB.E.on	Boolean	Read Only
ONSTATUS.DI1.on	Boolean	Read Only
ONSTATUS.DI2.on	Boolean	Read Only
ONSTATUS.DI3.on	Boolean	Read Only
ONSTATUS.DI4.on	Boolean	Read Only
ONSTATUS.DI5.on	Boolean	Read Only
ONSTATUS.DI6.on	Boolean	Read Only
ONSTATUS.DI8.on	Boolean	Read Only
ONSTATUS.EEP.E.on	Boolean	Read Only
ONSTATUS.MODE.E.on	Boolean	Read Only
ONSTATUS.OR.on	Boolean	Read Only
ONSTATUS.PARA.E.on	Boolean	Read Only
ONSTATUS.PV+over.on	Boolean	Read Only
ONSTATUS.PVADC.on	Boolean	Read Only
ONSTATUS.PVBO.on	Boolean	Read Only
ONSTATUS.PV-over.on	Boolean	Read Only
ONSTATUS.RANGE.on	Boolean	Read Only
ONSTATUS.REM/LCL.on	Boolean	Read Only
ONSTATUS.RJCERR.on	Boolean	Read Only
ONSTATUS.RSP.ADC.on	Boolean	Read Only
ONSTATUS.RSP.BO.on	Boolean	Read Only
ONSTATUS.RUN/STOP.on	Boolean	Read Only
ONSTATUS.SETUP.on	Boolean	Read Only
ONSTATUS.SYSTEM.E.on	Boolean	Read Only
ONSTATUS.VLV.ATERR.on	Boolean	Read Only
ONSTATUS.VLV.BOUT.on	Boolean	Read Only

## OP Related Parameters Addressing for UT450

The driver supports the following OP related parameters addresses for UT450. The default data type for each address type is shown in **bold**.

Address Format	Data Types	Access
OPRELPARAM.A/M	Boolean, Byte, <b>Word</b> , Short, Float	Read Only
OPRELPARAM.A1	Boolean, Byte, <b>Word</b> , Short, Float	Read/Write
OPRELPARAM.A2	Boolean, Byte, <b>Word</b> , Short, Float	Read/Write
OPRELPARAM.A3	Boolean, Byte, <b>Word</b> , Short, Float	Read/Write
OPRELPARAM.A4	Boolean, Byte, <b>Word</b> , Short, Float	Read/Write
OPRELPARAM.AT	Boolean, Byte, <b>Word</b> , Short, Float	Read/Write
OPRELPARAM.BS	Boolean, Byte, <b>Word</b> , Short, Float	Read/Write
OPRELPARAM.C.RSP	Boolean, Byte, <b>Word</b> , Short, Float	Read/Write
OPRELPARAM.DNR	Boolean, Byte, <b>Word</b> , Short, Float	Read/Write
OPRELPARAM.FL	Boolean, Byte, <b>Word</b> , Short, Float	Read/Write
OPRELPARAM.MOUT	Boolean, Byte, <b>Word</b> , Short, Float	Read/Write
OPRELPARAM.MOUTc	Boolean, Byte, <b>Word</b> , Short, Float	Read/Write
OPRELPARAM.ORB	Boolean, Byte, <b>Word</b> , Short, Float	Read/Write
OPRELPARAM.ORH	Boolean, Byte, <b>Word</b> , Short, Float	Read/Write
OPRELPARAM.ORK	Boolean, Byte, <b>Word</b> , Short, Float	Read/Write
OPRELPARAM.R/L	Boolean, Byte, <b>Word</b> , Short, Float	Read/Write
OPRELPARAM.RBS	Boolean, Byte, <b>Word</b> , Short, Float	Read/Write
OPRELPARAM.RFL	Boolean, Byte, <b>Word</b> , Short, Float	Read/Write
OPRELPARAM.RHY	Boolean, Byte, <b>Word</b> , Short, Float	Read/Write
OPRELPARAM.RT	Boolean, Byte, <b>Word</b> , Short, Float	Read/Write
OPRELPARAM.S/R	Boolean, Byte, <b>Word</b> , Short, Float	Read/Write
OPRELPARAM.SC	Boolean, Byte, <b>Word</b> , Short, Float	Read/Write
OPRELPARAM.SPN	Boolean, Byte, <b>Word</b> , Short, Float	Read/Write
OPRELPARAM.UPR	Boolean, Byte, <b>Word</b> , Short, Float	Read/Write
OPRELPARAM.1.D	Boolean, Byte, <b>Word</b> , Short, Float	Read/Write
OPRELPARAM.1.DB	Boolean, Byte, <b>Word</b> , Short, Float	Read/Write
OPRELPARAM.1.Dc	Boolean, Byte, <b>Word</b> , Short, Float	Read/Write
OPRELPARAM.1.DR	Boolean, Byte, <b>Word</b> , Short, Float	Read/Write
OPRELPARAM.1.H	Boolean, Byte, <b>Word</b> , Short, Float	Read/Write
OPRELPARAM.1.Hc	Boolean, Byte, <b>Word</b> , Short, Float	Read/Write
OPRELPARAM.1.I	Boolean, Byte, <b>Word</b> , Short, Float	Read/Write
OPRELPARAM.1.Ic	Boolean, Byte, <b>Word</b> , Short, Float	Read/Write
OPRELPARAM.1.MR	Boolean, Byte, <b>Word</b> , Short, Float	Read/Write
OPRELPARAM.1.Oc	Boolean, Byte, <b>Word</b> , Short, Float	Read/Write
OPRELPARAM.1.OH	Boolean, Byte, <b>Word</b> , Short, Float	Read/Write
OPRELPARAM.1.OL	Boolean, Byte, <b>Word</b> , Short, Float	Read/Write
OPRELPARAM.1.P	Boolean, Byte, <b>Word</b> , Short, <b>Float</b>	Read/Write
OPRELPARAM.1.Pc	Boolean, Byte, <b>Word</b> , Short, Float	Read/Write
OPRELPARAM.1.PO	Boolean, Byte, <b>Word</b> , Short, Float	Read/Write
OPRELPARAM.1.RP	Boolean, Byte, <b>Word</b> , Short, Float	Read/Write
OPRELPARAM.1.SP	Boolean, Byte, <b>Word</b> , Short, Float	Read/Write
OPRELPARAM.2.D	Boolean, Byte, <b>Word</b> , Short, Float	Read/Write
OPRELPARAM.2.DB	Boolean, Byte, <b>Word</b> , Short, Float	Read/Write
OPRELPARAM.2.Dc	Boolean, Byte, <b>Word</b> , Short, Float	Read/Write
OPRELPARAM.2.DR	Boolean, Byte, <b>Word</b> , Short, Float	Read/Write
OPRELPARAM.2.H	Boolean, Byte, <b>Word</b> , Short, Float	Read/Write
OPRELPARAM.2.Hc	Boolean, Byte, <b>Word</b> , Short, Float	Read/Write
OPRELPARAM.2.I	Boolean, Byte, <b>Word</b> , Short, Float	Read/Write
OPRELPARAM.2.Ic	Boolean, Byte, <b>Word</b> , Short, Float	Read/Write







## Setup Parameters Addressing for UT450

The driver supports the following Setup parameters addresses for UT450. The default data type for each address type is shown in **bold**.

Address Format	Data Types	Access
SETUP.A/M	Boolean, Byte, <b>Word</b> , Short, Float	Read/Write
SETUP.AL1	Boolean, Byte, <b>Word</b> , Short, Float	Read/Write
SETUP.AL2	Boolean, Byte, <b>Word</b> , Short, Float	Read/Write
SETUP.AL3	Boolean, Byte, <b>Word</b> , Short, Float	Read/Write
SETUP.AL4	Boolean, Byte, <b>Word</b> , Short, Float	Read/Write
SETUP.AMD	Boolean, Byte, <b>Word</b> , Short, Float	Read/Write
SETUP.AR	Boolean, Byte, <b>Word</b> , Short, Float	Read/Write
SETUP.C.S1	Boolean, Byte, <b>Word</b> , Short, Float	Read/Write
SETUP.C.S2	Boolean, Byte, <b>Word</b> , Short, Float	Read/Write
SETUP.C.S3	Boolean, Byte, <b>Word</b> , Short, Float	Read/Write
SETUP.C.S4	Boolean, Byte, <b>Word</b> , Short, Float	Read/Write
SETUP.C.S5	Boolean, Byte, <b>Word</b> , Short, Float	Read/Write
SETUP.DIS	Boolean, Byte, <b>Word</b> , Short, Float	Read/Write
SETUP.DVB	Boolean, Byte, <b>Word</b> , Short, Float	Read/Write
SETUP.DY1	Boolean, Byte, <b>Word</b> , Short, Float	Read/Write
SETUP.DY2	Boolean, Byte, <b>Word</b> , Short, Float	Read/Write
SETUP.DY3	Boolean, Byte, <b>Word</b> , Short, Float	Read/Write
SETUP.DY4	Boolean, Byte, <b>Word</b> , Short, Float	Read/Write
SETUP.GRP	Boolean, Byte, <b>Word</b> , Short, Float	Read/Write
SETUP.HY1	Boolean, Byte, <b>Word</b> , Short, Float	Read/Write
SETUP.HY2	Boolean, Byte, <b>Word</b> , Short, Float	Read/Write
SETUP.HY3	Boolean, Byte, <b>Word</b> , Short, Float	Read/Write
SETUP.HY4	Boolean, Byte, <b>Word</b> , Short, Float	Read/Write
SETUP.MOD	Boolean, Byte, <b>Word</b> , Short, Float	Read/Write
SETUP.OPR	Boolean, Byte, <b>Word</b> , Short, Float	Read/Write
SETUP.PID	Boolean, Byte, <b>Word</b> , Short, Float	Read/Write
SETUP.PVT	Boolean, Byte, <b>Word</b> , Short, Float	Read/Write
SETUP.R/L	Boolean, Byte, <b>Word</b> , Short, Float	Read/Write
SETUP.R.MD	Boolean, Byte, <b>Word</b> , Short, Float	Read/Write
SETUP.R.TM	Boolean, Byte, <b>Word</b> , Short, Float	Read/Write
SETUP.RET	Boolean, Byte, <b>Word</b> , Short, Float	Read/Write
SETUP.RMS	Boolean, Byte, <b>Word</b> , Short, Float	Read/Write
SETUP.RTH	Boolean, Byte, <b>Word</b> , Short, Float	Read/Write
SETUP.RTL	Boolean, Byte, <b>Word</b> , Short, Float	Read/Write
SETUP.SPH	Boolean, Byte, <b>Word</b> , Short, Float	Read/Write
SETUP.SPL	Boolean, Byte, <b>Word</b> , Short, Float	Read/Write
SETUP.SPT	Boolean, Byte, <b>Word</b> , Short, Float	Read/Write
SETUP.TMU	Boolean, Byte, <b>Word</b> , Short, Float	Read/Write
SETUP.ZON	Boolean, Byte, <b>Word</b> , Short, Float	Read/Write

## Process Parameters Addressing for UT450

The driver supports the following Process parameter addresses for UT450. The default data type for each address type is shown in **bold**.

Address Format	Data Types	Access
PROCESS.ADERROR	Boolean, Byte, <b>Word</b> , Short, Float	Read Only
PROCESS.ALM	Boolean, Byte, <b>Word</b> , Short, Float	Read Only
PROCESS.ALOSTS	Boolean, Byte, <b>Word</b> , Short, Float	Read Only
PROCESS.COUT	Boolean, Byte, <b>Word</b> , Short, <b>Float</b>	Read Only
PROCESS.CSP	Boolean, Byte, <b>Word</b> , Short, <b>Float</b>	Read Only

PROCESS.CSPNO	Boolean, Byte, <b>Word</b> , Short, Float	Read Only
PROCESS.DEV	Boolean, Byte, <b>Word</b> , Short, Float	Read Only
PROCESS.DISTS	Boolean, Byte, <b>Word</b> , Short, Float	Read Only
PROCESS.ERROR	Boolean, Byte, <b>Word</b> , Short, Float	Read Only
PROCESS.HOUT	Boolean, Byte, Word, Short, <b>Float</b>	Read Only
PROCESS.MOD	Boolean, Byte, <b>Word</b> , Short, Float	Read Only
PROCESS.OR	Boolean, Byte, <b>Word</b> , Short, Float	Read Only
PROCESS.OUT	Boolean, Byte, Word, Short, <b>Float</b>	Read Only
PROCESS.PARAERR	Boolean, Byte, <b>Word</b> , Short, Float	Read Only
PROCESS.PIDNO	Boolean, Byte, <b>Word</b> , Short, Float	Read Only
PROCESS.PV	Boolean, Byte, Word, Short, <b>Float</b>	Read Only
PROCESS.TIM1	Boolean, Byte, <b>Word</b> , Short, Float	Read Only
PROCESS.TIM2	Boolean, Byte, <b>Word</b> , Short, Float	Read Only

### PV Input Parameters Addressing for UT450

The driver supports the following PV Input parameters addresses for UT450. The default data type for each address type is shown in **bold**.

Address Format	Data Types	Access
PVinp.ADR	Boolean, Byte, <b>Word</b> , Short, Float	Read/Write
PVinp.BPS	Boolean, Byte, <b>Word</b> , Short, Float	Read/Write
PVinp.BSL	Boolean, Byte, <b>Word</b> , Short, Float	Read/Write
PVinp.CT	Boolean, Byte, <b>Word</b> , Short, Float	Read/Write
PVinp.CTC	Boolean, Byte, <b>Word</b> , Short, Float	Read/Write
PVinp.DLN	Boolean, Byte, <b>Word</b> , Short, Float	Read/Write
PVinp.DP	Boolean, Byte, <b>Word</b> , Short, Float	Read Only
PVinp.DPC	Boolean, Byte, <b>Word</b> , Short, Float	Read/Write
PVinp.IN	Boolean, Byte, <b>Word</b> , Short, Float	Read/Write
PVinp.INI	Boolean, Byte, <b>Word</b> , Short, Float	Read/Write
PVinp.OT	Boolean, Byte, <b>Word</b> , Short, Float	Read/Write
PVinp.PRI	Boolean, Byte, <b>Word</b> , Short, Float	Read/Write
PVinp.PSL	Boolean, Byte, <b>Word</b> , Short, Float	Read/Write
PVinp.RH	Boolean, Byte, <b>Word</b> , Short, Float	Read/Write
PVinp.RJC	Boolean, Byte, <b>Word</b> , Short, Float	Read/Write
PVinp.RL	Boolean, Byte, <b>Word</b> , Short, Float	Read/Write
PVinp.RP.T	Boolean, Byte, <b>Word</b> , Short, Float	Read/Write
PVinp.RSH	Boolean, Byte, <b>Word</b> , Short, Float	Read/Write
PVinp.RSL	Boolean, Byte, <b>Word</b> , Short, Float	Read/Write
PVinp.RSP	Boolean, Byte, <b>Word</b> , Short, Float	Read/Write
PVinp.SDP	Boolean, Byte, <b>Word</b> , Short, Float	Read/Write
PVinp.SH	Boolean, Byte, <b>Word</b> , Short, Float	Read/Write
PVinp.SL	Boolean, Byte, <b>Word</b> , Short, Float	Read/Write
PVinp.STP	Boolean, Byte, <b>Word</b> , Short, Float	Read/Write
PVinp.TR.T	Boolean, Byte, <b>Word</b> , Short, Float	Read/Write
PVinp.UNI	Boolean, Byte, <b>Word</b> , Short, Float	Read/Write
PVinp.V.AT	Boolean, Byte, <b>Word</b> , Short, Float	Read/Write
PVinp.V.H	Boolean, Byte, <b>Word</b> , Short, Float	Read/Write
PVinp.V.L	Boolean, Byte, <b>Word</b> , Short, Float	Read/Write
PVinp.V.MOD	Boolean, Byte, <b>Word</b> , Short, Float	Read/Write
PVinp.V.RS	Boolean, Byte, <b>Word</b> , Short, Float	Read/Write

### Status Addressing for UT450

The driver supports Boolean status addresses for UT450.

Address Format	Data Types	Access
----------------	------------	--------

STATUS.AD1BO.st	Boolean	Read Only
STATUS.AD1ERROR.st	Boolean	Read Only
STATUS.AD3BO.st	Boolean	Read Only
STATUS.AD3ERROR.st	Boolean	Read Only
STATUS.ALM1.st	Boolean	Read Only
STATUS.ALM2.st	Boolean	Read Only
STATUS.ALM3.st	Boolean	Read Only
STATUS.ALM4.st	Boolean	Read Only
STATUS.ALO1.st	Boolean	Read Only
STATUS.ALO2.st	Boolean	Read Only
STATUS.ALO3.st	Boolean	Read Only
STATUS.ALO4.st	Boolean	Read Only
STATUS.AT.E.st	Boolean	Read Only
STATUS.AT.st	Boolean	Read Only
STATUS.AUT/MAN.st	Boolean	Read Only
STATUS.CALB.E.st	Boolean	Read Only
STATUS.CSPNO.0.st	Boolean	Read Only
STATUS.CSPNO.1.st	Boolean	Read Only
STATUS.CSPNO.2.st	Boolean	Read Only
STATUS.CSPNO.3.st	Boolean	Read Only
STATUS.DEVI-.st	Boolean	Read Only
STATUS.DEVI+.st	Boolean	Read Only
STATUS.DEVIZ.st	Boolean	Read Only
STATUS.DI1.st	Boolean	Read Only
STATUS.DI2.st	Boolean	Read Only
STATUS.DI3.st	Boolean	Read Only
STATUS.DI4.st	Boolean	Read Only
STATUS.DI5.st	Boolean	Read Only
STATUS.DI6.st	Boolean	Read Only
STATUS.DI8.st	Boolean	Read Only
STATUS.EEP.E.st	Boolean	Read Only
STATUS.MODE.E.st	Boolean	Read Only
STATUS.OR.st	Boolean	Read Only
STATUS.PARA.E.st	Boolean	Read Only
STATUS.PIDNO.0.st	Boolean	Read Only
STATUS.PIDNO.1.st	Boolean	Read Only
STATUS.PIDNO.2.st	Boolean	Read Only
STATUS.PIDNO.3.st	Boolean	Read Only
STATUS.POWER.ON.st	Boolean	Read Only
STATUS.PV+over.st	Boolean	Read Only
STATUS.PVADC.st	Boolean	Read Only
STATUS.PVBO.st	Boolean	Read Only
STATUS.PV-over.st	Boolean	Read Only
STATUS.RANGE.st	Boolean	Read Only
STATUS.REM/LCL.st	Boolean	Read Only
STATUS.RJCERR.st	Boolean	Read Only
STATUS.RSP.ADC.st	Boolean	Read Only
STATUS.RSP.BO.st	Boolean	Read Only
STATUS.RUN/STOP.st	Boolean	Read Only
STATUS.SETUP.st	Boolean	Read Only
STATUS.SYSTEM.E.st	Boolean	Read Only
STATUS.V.GUE.st	Boolean	Read Only
STATUS.VLV.ATERR.st	Boolean	Read Only
STATUS.VLV.BOUT.st	Boolean	Read Only
OFFSTATUS.AD1BO.off	Boolean	Read Only

OFFSTATUS.AD1ERROR.off	Boolean	Read Only
OFFSTATUS.AD3BO.off	Boolean	Read Only
OFFSTATUS.AD3ERROR.off	Boolean	Read Only
OFFSTATUS.ALM1.off	Boolean	Read Only
OFFSTATUS.ALM2.off	Boolean	Read Only
OFFSTATUS.ALM3.off	Boolean	Read Only
OFFSTATUS.ALM4.off	Boolean	Read Only
OFFSTATUS.AT.E.off	Boolean	Read Only
OFFSTATUS.AT.off	Boolean	Read Only
OFFSTATUS.AUT/MAN.off	Boolean	Read Only
OFFSTATUS.CALB.E.off	Boolean	Read Only
OFFSTATUS.DI1.off	Boolean	Read Only
OFFSTATUS.DI2.off	Boolean	Read Only
OFFSTATUS.DI3.off	Boolean	Read Only
OFFSTATUS.DI4.off	Boolean	Read Only
OFFSTATUS.DI5.off	Boolean	Read Only
OFFSTATUS.DI6.off	Boolean	Read Only
OFFSTATUS.DI8.off	Boolean	Read Only
OFFSTATUS.EEP.E.off	Boolean	Read Only
OFFSTATUS.MODE.E.off	Boolean	Read Only
OFFSTATUS.OR.off	Boolean	Read Only
OFFSTATUS.PARA.E.off	Boolean	Read Only
OFFSTATUS.PV+over.off	Boolean	Read Only
OFFSTATUS.PVADC.off	Boolean	Read Only
OFFSTATUS.PVBO.off	Boolean	Read Only
OFFSTATUS.PV-over.off	Boolean	Read Only
OFFSTATUS.RANGE.off	Boolean	Read Only
OFFSTATUS.REM/LCL.off	Boolean	Read Only
OFFSTATUS.RJCERR.off	Boolean	Read Only
OFFSTATUS.RSP.ADC.off	Boolean	Read Only
OFFSTATUS.RSP.BO.off	Boolean	Read Only
OFFSTATUS.RUN/STOP.off	Boolean	Read Only
OFFSTATUS.SETUP.off	Boolean	Read Only
OFFSTATUS.SYSTEM.E.off	Boolean	Read Only
OFFSTATUS.VLV.ATERR.off	Boolean	Read Only
OFFSTATUS.VLV.BOUT.off	Boolean	Read Only
ONSTATUS.AD1BO.on	Boolean	Read Only
ONSTATUS.AD1ERROR.on	Boolean	Read Only
ONSTATUS.AD3BO.on	Boolean	Read Only
ONSTATUS.AD3ERROR.on	Boolean	Read Only
ONSTATUS.ALM1.on	Boolean	Read Only
ONSTATUS.ALM2.on	Boolean	Read Only
ONSTATUS.ALM3.on	Boolean	Read Only
ONSTATUS.ALM4.on	Boolean	Read Only
ONSTATUS.AT.E.on	Boolean	Read Only
ONSTATUS.AT.on	Boolean	Read Only
ONSTATUS.AUT/MAN.on	Boolean	Read Only
ONSTATUS.CALB.E.on	Boolean	Read Only
ONSTATUS.DI1.on	Boolean	Read Only
ONSTATUS.DI2.on	Boolean	Read Only
ONSTATUS.DI3.on	Boolean	Read Only
ONSTATUS.DI4.on	Boolean	Read Only
ONSTATUS.DI5.on	Boolean	Read Only
ONSTATUS.DI6.on	Boolean	Read Only
ONSTATUS.DI8.on	Boolean	Read Only

ONSTATUS.EEP.E.on	Boolean	Read Only
ONSTATUS.MODE.E.on	Boolean	Read Only
ONSTATUS.OR.on	Boolean	Read Only
ONSTATUS.PARA.E.on	Boolean	Read Only
ONSTATUS.PV+over.on	Boolean	Read Only
ONSTATUS.PVADC.on	Boolean	Read Only
ONSTATUS.PVBO.on	Boolean	Read Only
ONSTATUS.PV-over.on	Boolean	Read Only
ONSTATUS.RANGE.on	Boolean	Read Only
ONSTATUS.REM/LCL.on	Boolean	Read Only
ONSTATUS.RJCERR.on	Boolean	Read Only
ONSTATUS.RSP.ADC.on	Boolean	Read Only
ONSTATUS.RSP.BO.on	Boolean	Read Only
ONSTATUS.RUN/STOP.on	Boolean	Read Only
ONSTATUS.SETUP.on	Boolean	Read Only
ONSTATUS.SYSTEM.E.on	Boolean	Read Only
ONSTATUS.VLV.ATERR.on	Boolean	Read Only
ONSTATUS.VLV.BOUT.on	Boolean	Read Only

### Absolute Address Mapping (D0001-D1254) for UT420/UT450

Register to Tag Address Mapping for registers D0001-D1254 are shown below.

**Note:** Registers missing in the given range are either not applicable for this device model or are not supported.

Register Address	Tag Address
D0001	PROCESS.ADERROR
D0002	PROCESS.ERROR
D0003	PROCESS.PV
D0004	PROCESS.CSP
D0005	PROCESS.OUT
D0006	PROCESS.HOUT
D0007	PROCESS.COUT
D0008	PROCESS.MOD
D0009	PROCESS.PIDNO
D0010	PROCESS.CSPNO
D0011	PROCESS.ALM
D0026	PROCESS.DEV
D0027	PROCESS.OR
D0033	PROCESS.DISTS
D0035	PROCESS.PARAERR
D0036	PROCESS.ALOSTS
D0037	PROCESS.TIM1
D0038	PROCESS.TIM2
D0201	OPRELPARAM.A/M
D0203	OPRELPARAM.R/L
D0205	OPRELPARAM.S/R
D0207	OPRELPARAM.SPN
D0215	OPRELPARAM.C.RSP
D0217	OPRELPARAM.MOUT
D0218	OPRELPARAM.MOUTc
D0231	OPRELPARAM.A1
D0232	OPRELPARAM.A2
D0233	OPRELPARAM.A3
D0234	OPRELPARAM.A4
D0241	OPRELPARAM.AT

D0242	OPRELPARAM.SC
D0243	OPRELPARAM.BS
D0244	OPRELPARAM.FL
D0245	OPRELPARAM.UPR
D0246	OPRELPARAM.DNR
D0247	OPRELPARAM.RT
D0248	OPRELPARAM.RBS
D0249	OPRELPARAM.RFL
D0250	OPRELPARAM.ORB
D0251	OPRELPARAM.ORH
D0252	OPRELPARAM.ORL
D0301	OPRELPARAM.1.SP
D0306	OPRELPARAM.1.P
D0307	OPRELPARAM.1.I
D0308	OPRELPARAM.1.D
D0309	OPRELPARAM.1.OH
D0310	OPRELPARAM.1.OL
D0311	OPRELPARAM.1.MR
D0312	OPRELPARAM.1.H
D0313	OPRELPARAM.1.DR
D0314	OPRELPARAM.1.Pc
D0315	OPRELPARAM.1.Ic
D0316	OPRELPARAM.1.Dc
D0317	OPRELPARAM.1.Hc
D0318	OPRELPARAM.1.DB
D0319	OPRELPARAM.1.RP
D0320	OPRELPARAM.1.PO
D0321	OPRELPARAM.1.Oc
D0326	OPRELPARAM.2.SP
D0331	OPRELPARAM.2.P
D0332	OPRELPARAM.2.I
D0333	OPRELPARAM.2.D
D0334	OPRELPARAM.2.OH
D0335	OPRELPARAM.2.OL
D0336	OPRELPARAM.2.MR
D0337	OPRELPARAM.2.H
D0338	OPRELPARAM.2.DR
D0339	OPRELPARAM.2.Pc
D0340	OPRELPARAM.2.Ic
D0341	OPRELPARAM.2.Dc
D0342	OPRELPARAM.2.Hc
D0343	OPRELPARAM.2.DB
D0344	OPRELPARAM.2.RP
D0345	OPRELPARAM.2.PO
D0346	OPRELPARAM.2.Oc
D0351	OPRELPARAM.3.SP
D0356	OPRELPARAM.3.P
D0357	OPRELPARAM.3.I
D0358	OPRELPARAM.3.D
D0359	OPRELPARAM.3.OH
D0360	OPRELPARAM.3.OL
D0361	OPRELPARAM.3.MR
D0362	OPRELPARAM.3.H
D0363	OPRELPARAM.3.DR
D0364	OPRELPARAM.3.Pc

D0365	OPRELPARAM.3.Ic
D0366	OPRELPARAM.3.Dc
D0367	OPRELPARAM.3.Hc
D0368	OPRELPARAM.3.DB
D0369	OPRELPARAM.3.RP
D0370	OPRELPARAM.3.PO
D0371	OPRELPARAM.3.Oc
D0376	OPRELPARAM.4.SP
D0381	OPRELPARAM.4.P
D0382	OPRELPARAM.4.I
D0383	OPRELPARAM.4.D
D0384	OPRELPARAM.4.OH
D0385	OPRELPARAM.4.OL
D0386	OPRELPARAM.4.MR
D0387	OPRELPARAM.4.H
D0388	OPRELPARAM.4.DR
D0389	OPRELPARAM.4.Pc
D0390	OPRELPARAM.4.Ic
D0391	OPRELPARAM.4.Dc
D0392	OPRELPARAM.4.Hc
D0393	OPRELPARAM.4.DB
D0394	OPRELPARAM.4.RP
D0395	OPRELPARAM.4.PO
D0396	OPRELPARAM.4.Oc
D0401	OPRELPARAM.5.SP
D0406	OPRELPARAM.5.P
D0407	OPRELPARAM.5.I
D0408	OPRELPARAM.5.D
D0409	OPRELPARAM.5.OH
D0410	OPRELPARAM.5.OL
D0411	OPRELPARAM.5.MR
D0412	OPRELPARAM.5.H
D0413	OPRELPARAM.5.DR
D0414	OPRELPARAM.5.Pc
D0415	OPRELPARAM.5.Ic
D0416	OPRELPARAM.5.Dc
D0417	OPRELPARAM.5.Hc
D0418	OPRELPARAM.5.DB
D0419	OPRELPARAM.5.RP
D0420	OPRELPARAM.5.PO
D0421	OPRELPARAM.5.Oc
D0426	OPRELPARAM.6.SP
D0431	OPRELPARAM.6.P
D0432	OPRELPARAM.6.I
D0433	OPRELPARAM.6.D
D0434	OPRELPARAM.6.OH
D0435	OPRELPARAM.6.OL
D0436	OPRELPARAM.6.MR
D0437	OPRELPARAM.6.H
D0438	OPRELPARAM.6.DR
D0439	OPRELPARAM.6.Pc
D0440	OPRELPARAM.6.Ic
D0441	OPRELPARAM.6.Dc
D0442	OPRELPARAM.6.Hc
D0443	OPRELPARAM.6.DB

D0444	OPRELPARAM.6.RP
D0445	OPRELPARAM.6.PO
D0446	OPRELPARAM.6.Oc
D0451	OPRELPARAM.7.SP
D0456	OPRELPARAM.7.P
D0457	OPRELPARAM.7.I
D0458	OPRELPARAM.7.D
D0459	OPRELPARAM.7.OH
D0460	OPRELPARAM.7.OL
D0461	OPRELPARAM.7.MR
D0462	OPRELPARAM.7.H
D0463	OPRELPARAM.7.DR
D0464	OPRELPARAM.7.Pc
D0465	OPRELPARAM.7.Ic
D0466	OPRELPARAM.7.Dc
D0467	OPRELPARAM.7.Hc
D0468	OPRELPARAM.7.DB
D0469	OPRELPARAM.RHY
D0470	OPRELPARAM.7.PO
D0471	OPRELPARAM.7.Oc
D0476	OPRELPARAM.8.SP
D0481	OPRELPARAM.8.P
D0482	OPRELPARAM.8.I
D0483	OPRELPARAM.8.D
D0484	OPRELPARAM.8.OH
D0485	OPRELPARAM.8.OL
D0486	OPRELPARAM.8.MR
D0487	OPRELPARAM.8.H
D0488	OPRELPARAM.8.DR
D0489	OPRELPARAM.8.Pc
D0490	OPRELPARAM.8.Ic
D0491	OPRELPARAM.8.Dc
D0492	OPRELPARAM.8.Hc
D0493	OPRELPARAM.8.DB
D0494	OPRELPARAM.RDV
D0495	OPRELPARAM.8.PO
D0496	OPRELPARAM.8.Oc
D0901	SETUP.RMS
D0902	SETUP.SPT
D0903	SETUP.PVT
D0904	SETUP.TMU
D0915	SETUP.AL1
D0916	SETUP.AL2
D0917	SETUP.AL3
D0918	SETUP.AL4
D0919	SETUP.HY1
D0920	SETUP.HY2
D0921	SETUP.HY3
D0922	SETUP.HY4
D0923	SETUP.AMD
D0926	SETUP.OPR
D0927	SETUP.MOD
D0928	SETUP.AR
D0929	SETUP.ZON
D0930	SETUP.R.MD



D0931	SETUP.R.TM
D0932	SETUP.DIS
D0933	SETUP.SPH
D0934	SETUP.SPL
D0935	SETUP.DY1
D0936	SETUP.DY2
D0937	SETUP.DY3
D0938	SETUP.DY4
D0940	SETUP.GRP
D1013	SETUP.RET
D1014	SETUP.RTH
D1015	SETUP.RTL
D1019	SETUP.DVB
D1025	SETUP.A/M
D1028	SETUP.R/L
D1032	SETUP.PID
D1101	SETUP.C.S1
D1102	SETUP.C.S2
D1103	SETUP.C.S3
D1104	SETUP.C.S4
D1105	SETUP.C.S5
D1201	PVINP.IN
D1202	PVINP.UNI
D1203	PVINP.DP
D1204	PVINP.RH
D1205	PVINP.RL
D1206	PVINP.SDP
D1207	PVINP.SH
D1208	PVINP.SL
D1209	PVINP.BSL
D1210	PVINP.RJC
D1221	PVINP.RSP
D1227	PVINP.RSH
D1228	PVINP.RSL
D1238	PVINP.OT
D1240	PVINP.CT
D1242	PVINP.CTC
D1247	PVINP.PSL
D1248	PVINP.BPS
D1249	PVINP.PRI
D1250	PVINP.STP
D1251	PVINP.DLN
D1252	PVINP.ADR
D1253	PVINP.RP.T
D1261	PVINP.V.RS
D1262	PVINP.V.L
D1263	PVINP.V.H
D1264	PVINP.TR.T
D1265	PVINP.V.MOD
D1266	PVINP.INI
D1267	PVINP.V.AT
D1274	PVINP.DPC

### **Absolute Address Mapping (I0001-I0693) for UT420/UT450**

Register to Tag Address Mapping for registers I0001-I0693 are shown below.

**Note:** Registers missing in the given range are either not applicable for this device model or are not supported.

Register Address	Tag Address
I0001	STATUS.AD1ERROR.st
I0003	STATUS.AD3ERROR.st
I0005	STATUS.AD1BO.st
I0007	STATUS.AD3BO.st
I0009	STATUS.RJCERR.st
I0012	STATUS.VLV.ATERR.st
I0013	STATUS.VLV.BOUT.st
I0017	STATUS.PVADC.st
I0018	STATUS.PVBO.st
I0021	STATUS.PV+over.st
I0022	STATUS.PV-over.st
I0025	STATUS.RSP.ADC.st
I0026	STATUS.RSP.BO.st
I0031	STATUS.AT.E.st
I0049	STATUS.CALB.E.st
I0054	STATUS.RANGE.st
I0055	STATUS.SETUP.st
I0057	STATUS.PARA.E.st
I0058	STATUS.MODE.E.st
I0061	STATUS.EEP.E.st
I0063	STATUS.SYSTEM.E.st
I0065	STATUS.AUT/MAN.st
I0066	STATUS.REM/LCL.st
I0067	STATUS.RUN/STOP.st
I0079	STATUS.AT.st
I0097	STATUS.ALM1.st
I0098	STATUS.ALM2.st
I0099	STATUS.ALM3.st
I0101	STATUS.ALM4.st
I0102	STATUS.OR.st
I0161	STATUS.DI1.st
I0162	STATUS.DI2.st
I0163	STATUS.DI3.st
I0164	STATUS.DI4.st
I0165	STATUS.DI5.st
I0166	STATUS.DI6.st
I0168	STATUS.DI8.st
I0193	ONSTATUS.AD1ERROR.on
I0195	ONSTATUS.AD3ERROR.on
I0197	ONSTATUS.AD1BO.on
I0199	ONSTATUS.AD3BO.on
I0201	ONSTATUS.RJCERR.on
I0204	ONSTATUS.VLV.ATERR.on
I0205	ONSTATUS.VLV.BOUT.on
I0209	ONSTATUS.PVADC.on
I0210	ONSTATUS.PVBO.on
I0213	ONSTATUS.PV+over.on
I0214	ONSTATUS.PV-over.on
I0217	ONSTATUS.RSP.ADC.on
I0218	ONSTATUS.RSP.BO.on
I0223	ONSTATUS.AT.E.on
I0241	ONSTATUS.CALB.E.on
I0246	ONSTATUS.RANGE.on

I0247	ONSTATUS.SETUP.on
I0249	ONSTATUS.PARA.E.on
I0250	ONSTATUS.MODE.E.on
I0253	ONSTATUS.EEP.E.on
I0255	ONSTATUS.SYSTEM.E.on
I0257	ONSTATUS.AUT/MAN.on
I0258	ONSTATUS.REM/LCL.on
I0259	ONSTATUS.RUN/STOP.on
I0271	ONSTATUS.AT.on
I0289	ONSTATUS.ALM1.on
I0290	ONSTATUS.ALM2.on
I0291	ONSTATUS.ALM3.on
I0293	ONSTATUS.ALM4.on
I0294	ONSTATUS.OR.on
I0353	ONSTATUS.DI1.on
I0354	ONSTATUS.DI2.on
I0355	ONSTATUS.DI3.on
I0356	ONSTATUS.DI4.on
I0357	ONSTATUS.DI5.on
I0358	ONSTATUS.DI6.on
I0360	ONSTATUS.DI8.on
I0385	OFFSTATUS.AD1ERROR.off
I0387	OFFSTATUS.AD3ERROR.off
I0389	OFFSTATUS.AD1BO.off
I0391	OFFSTATUS.AD3BO.off
I0393	OFFSTATUS.RJCERR.off
I0396	OFFSTATUS.VLV.ATERR.off
I0397	OFFSTATUS.VLV.BOUT.off
I0401	OFFSTATUS.PVADC.off
I0402	OFFSTATUS.PVBO.off
I0405	OFFSTATUS.PV+over.off
I0406	OFFSTATUS.PV-over.off
I0409	OFFSTATUS.RSP.ADC.off
I0410	OFFSTATUS.RSP.BO.off
I0415	OFFSTATUS.AT.E.off
I0433	OFFSTATUS.CALB.E.off
I0438	OFFSTATUS.RANGE.off
I0439	OFFSTATUS.SETUP.off
I0441	OFFSTATUS.PARA.E.off
I0442	OFFSTATUS.MODE.E.off
I0445	OFFSTATUS.EEP.E.off
I0447	OFFSTATUS.SYSTEM.E.off
I0449	OFFSTATUS.AUT/MAN.off
I0450	OFFSTATUS.REM/LCL.off
I0451	OFFSTATUS.RUN/STOP.off
I0463	OFFSTATUS.AT.off
I0481	OFFSTATUS.ALM1.off
I0482	OFFSTATUS.ALM2.off
I0483	OFFSTATUS.ALM3.off
I0485	OFFSTATUS.ALM4.off
I0486	OFFSTATUS.OR.off
I0545	OFFSTATUS.DI1.off
I0546	OFFSTATUS.DI2.off
I0547	OFFSTATUS.DI3.off
I0548	OFFSTATUS.DI4.off

I0549	OFFSTATUS.DI5.off
I0550	OFFSTATUS.DI6.off
I0552	OFFSTATUS.DI8.off
I0577	STATUS.CSPNO.0.st
I0578	STATUS.CSPNO.1.st
I0579	STATUS.CSPNO.2.st
I0580	STATUS.CSPNO.3.st
I0593	STATUS.PIDNO.0.st
I0594	STATUS.PIDNO.1.st
I0595	STATUS.PIDNO.2.st
I0596	STATUS.PIDNO.3.st
I0665	STATUS.V.GUE.st
I0672	STATUS.POWER.ON.st
I0681	STATUS.DEVI-.st
I0682	STATUS.DEVIZ.st
I0683	STATUS.DEVI+.st
I0689	STATUS.ALO1.st
I0690	STATUS.ALO2.st
I0691	STATUS.ALO3.st
I0693	STATUS.ALO4.st

### Configuration Parameters Addressing for UT520/UT550

The driver supports the following Configuration parameters addresses for UT520/UT550. The default data type for each address type is shown in **bold**.

Address Format	Data Types	Access
CONFIG.AUTO	<b>Boolean</b>	Read/Write
CONFIG.C.S1	Boolean, Byte, <b>Word</b> , Short, Float	Read/Write
CONFIG.C.S2	Boolean, Byte, <b>Word</b> , Short, Float	Read/Write
CONFIG.C.S3	Boolean, Byte, <b>Word</b> , Short, Float	Read/Write
CONFIG.C.S4	Boolean, Byte, <b>Word</b> , Short, Float	Read/Write
CONFIG.C.S5	Boolean, Byte, <b>Word</b> , Short, Float	Read/Write
CONFIG.CAS	Boolean, Byte, <b>Word</b> , Short, Float	Read/Write
CONFIG.DO1	Boolean, Byte, <b>Word</b> , Short, Float	Read/Write
CONFIG.DO2	Boolean, Byte, <b>Word</b> , Short, Float	Read/Write
CONFIG.DO3	Boolean, Byte, <b>Word</b> , Short, Float	Read/Write
CONFIG.DO4	Boolean, Byte, <b>Word</b> , Short, Float	Read/Write
CONFIG.DO5	Boolean, Byte, <b>Word</b> , Short, Float	Read/Write
CONFIG.DO6	Boolean, Byte, <b>Word</b> , Short, Float	Read/Write
CONFIG.DO7	Boolean, Byte, <b>Word</b> , Short, Float	Read/Write
CONFIG.DP1	Boolean, Byte, <b>Word</b> , Short, Float	Read/Write
CONFIG.DP2	Boolean, Byte, <b>Word</b> , Short, Float	Read/Write
CONFIG.MAN	<b>Boolean</b>	Read/Write
CONFIG.MG1	Boolean, Byte, <b>Word</b> , Short, Float	Read/Write
CONFIG.MG2	Boolean, Byte, <b>Word</b> , Short, Float	Read/Write
CONFIG.MG3	Boolean, Byte, <b>Word</b> , Short, Float	Read/Write
CONFIG.MG4	Boolean, Byte, <b>Word</b> , Short, Float	Read/Write
CONFIG.PY1A	Boolean, <b>Byte</b> , <b>Word</b> , Short, Float	Read/Write
CONFIG.PY2A	Boolean, <b>Byte</b> , <b>Word</b> , Short, Float	Read/Write
CONFIG.PY1B	Boolean, <b>Byte</b> , <b>Word</b> , Short, Float	Read/Write
CONFIG.PY2B	Boolean, <b>Byte</b> , <b>Word</b> , Short, Float	Read/Write
CONFIG.R151	Boolean, Byte, <b>Word</b> , Short, Float	Read/Write
CONFIG.R152	Boolean, Byte, <b>Word</b> , Short, Float	Read/Write
CONFIG.R153	Boolean, Byte, <b>Word</b> , Short, Float	Read/Write
CONFIG.R154	Boolean, Byte, <b>Word</b> , Short, Float	Read/Write

CONFIG.R155	Boolean, Byte, <b>Word</b> , Short, Float	Read/Write
CONFIG.R156	Boolean, Byte, <b>Word</b> , Short, Float	Read/Write
CONFIG.R157	Boolean, Byte, <b>Word</b> , Short, Float	Read/Write
CONFIG.R158	Boolean, Byte, <b>Word</b> , Short, Float	Read/Write
CONFIG.R251	Boolean, Byte, <b>Word</b> , Short, Float	Read/Write
CONFIG.R252	Boolean, Byte, <b>Word</b> , Short, Float	Read/Write
CONFIG.R253	Boolean, Byte, <b>Word</b> , Short, Float	Read/Write
CONFIG.R254	Boolean, Byte, <b>Word</b> , Short, Float	Read/Write
CONFIG.R255	Boolean, Byte, <b>Word</b> , Short, Float	Read/Write
CONFIG.R256	Boolean, Byte, <b>Word</b> , Short, Float	Read/Write
CONFIG.R257	Boolean, Byte, <b>Word</b> , Short, Float	Read/Write
CONFIG.R258	Boolean, Byte, <b>Word</b> , Short, Float	Read/Write
CONFIG.S/R	<b>Boolean</b>	Read/Write
CONFIG.SP.b0	Boolean, Byte, <b>Word</b> , Short, Float	Read/Write
CONFIG.SP.b1	Boolean, Byte, <b>Word</b> , Short, Float	Read/Write
CONFIG.SP.b2	Boolean, Byte, <b>Word</b> , Short, Float	Read/Write
CONFIG.SP.b3	Boolean, Byte, <b>Word</b> , Short, Float	Read/Write
CONFIG.A/M.1	<b>Boolean</b>	Read/Write
CONFIG.R/L.1	<b>Boolean</b>	Read/Write
CONFIG.A/M.2	<b>Boolean</b>	Read/Write
CONFIG.R/L.2	<b>Boolean</b>	Read/Write

### Control Mode Parameters Addressing for UT520/UT550

The driver supports the following Control Mode parameters addresses for UT520/UT550. The default data type for each address type is shown in **bold**.

Address Format	Data Types	Access
CTRLMODE.A1H	Boolean, Byte, <b>Word</b> , Short, Float	Read/Write
CTRLMODE.A1L	Boolean, Byte, <b>Word</b> , Short, Float	Read/Write
CTRLMODE.A2H	Boolean, Byte, <b>Word</b> , Short, Float	Read/Write
CTRLMODE.A2L	Boolean, Byte, <b>Word</b> , Short, Float	Read/Write
CTRLMODE.A3H	Boolean, Byte, <b>Word</b> , Short, Float	Read/Write
CTRLMODE.A3L	Boolean, Byte, <b>Word</b> , Short, Float	Read/Write
CTRLMODE.ADR1	Boolean, <b>Byte</b> , Word, Short, Float	Read/Write
CTRLMODE.ADR2	Boolean, <b>Byte</b> , Word, Short, Float	Read/Write
CTRLMODE.AO1	<b>Boolean</b>	Read/Write
CTRLMODE.AO2	<b>Boolean</b>	Read/Write
CTRLMODE.AO3	<b>Boolean</b>	Read/Write
CTRLMODE.BPS1	Boolean, <b>Byte</b> , Word, Short, Float	Read/Write
CTRLMODE.BPS2	Boolean, <b>Byte</b> , Word, Short, Float	Read/Write
CTRLMODE.BSL1	Boolean, <b>Byte</b> , Word, Short, Float	Read/Write
CTRLMODE.BSL2	Boolean, <b>Byte</b> , Word, Short, Float	Read/Write
CTRLMODE.BSL3	Boolean, <b>Byte</b> , Word, Short, Float	Read/Write
CTRLMODE.CT1	Boolean, Byte, <b>Word</b> , Short, Float	Read/Write
CTRLMODE.CT2	Boolean, Byte, <b>Word</b> , Short, Float	Read/Write
CTRLMODE.CTc1	Boolean, Byte, <b>Word</b> , Short, Float	Read/Write
CTRLMODE.CTc2	Boolean, Byte, <b>Word</b> , Short, Float	Read/Write
CTRLMODE.DLN1	Boolean, <b>Byte</b> , Word, Short, Float	Read/Write
CTRLMODE.DLN2	Boolean, <b>Byte</b> , Word, Short, Float	Read/Write
CTRLMODE.DP1	Boolean, Byte, <b>Word</b> , Short, Float	Read Only
CTRLMODE.DP2	Boolean, Byte, <b>Word</b> , Short, Float	Read Only
CTRLMODE.DP3	Boolean, Byte, <b>Word</b> , Short, Float	Read Only
CTRLMODE.IN1	Boolean, <b>Byte</b> , Word, Short, Float	Read/Write
CTRLMODE.IN2	Boolean, <b>Byte</b> , Word, Short, Float	Read/Write
CTRLMODE.IN3	Boolean, <b>Byte</b> , Word, Short, Float	Read/Write

CTRLMODE.INIT	<b>Boolean</b>	Read/Write
CTRLMODE.OT1	Boolean, <b>Byte</b> , Word, Short, Float	Read/Write
CTRLMODE.OT2	Boolean, <b>Byte</b> , Word, Short, Float	Read/Write
CTRLMODE.P.DP1	Boolean, Byte, <b>Word</b> , Short, Float	Read/Write
CTRLMODE.P.DP2	Boolean, Byte, <b>Word</b> , Short, Float	Read/Write
CTRLMODE.P.RH1	Boolean, Byte, Word, Short, <b>Float</b>	Read/Write
CTRLMODE.P.RH2	Boolean, Byte, Word, Short, <b>Float</b>	Read/Write
CTRLMODE.P.RL1	Boolean, Byte, Word, Short, <b>Float</b>	Read/Write
CTRLMODE.P.RL2	Boolean, Byte, Word, Short, <b>Float</b>	Read/Write
CTRLMODE.P.UNI1	Boolean, <b>Byte</b> , Word, Short, Float	Read/Write
CTRLMODE.P.UNI2	Boolean, <b>Byte</b> , Word, Short, Float	Read/Write
CTRLMODE.PRI1	Boolean, <b>Byte</b> , Word, Short, Float	Read/Write
CTRLMODE.PRI2	Boolean, <b>Byte</b> , Word, Short, Float	Read/Write
CTRLMODE.PSL1	Boolean, <b>Byte</b> , Word, Short, Float	Read/Write
CTRLMODE.PSL2	Boolean, <b>Byte</b> , Word, Short, Float	Read/Write
CTRLMODE.RH1	Boolean, Byte, Word, Short, <b>Float</b>	Read/Write
CTRLMODE.RH2	Boolean, Byte, Word, Short, <b>Float</b>	Read/Write
CTRLMODE.RH3	Boolean, Byte, Word, Short, <b>Float</b>	Read/Write
CTRLMODE.RJC1	<b>Boolean</b> , Byte, Word, Short, Float	Read/Write
CTRLMODE.RJC2	<b>Boolean</b> , Byte, Word, Short, Float	Read/Write
CTRLMODE.RL1	Boolean, Byte, <b>Word</b> , Short, Float	Read/Write
CTRLMODE.RL2	Boolean, Byte, <b>Word</b> , Short, Float	Read/Write
CTRLMODE.RL3	Boolean, Byte, <b>Word</b> , Short, Float	Read/Write
CTRLMODE.RP.T1	Boolean, <b>Byte</b> , Word, Short, Float	Read/Write
CTRLMODE.RP.T2	Boolean, <b>Byte</b> , Word, Short, Float	Read/Write
CTRLMODE.SDP1	Boolean, <b>Byte</b> , Word, Short, Float	Read/Write
CTRLMODE.SDP2	Boolean, <b>Byte</b> , Word, Short, Float	Read/Write
CTRLMODE.SDP3	Boolean, <b>Byte</b> , Word, Short, Float	Read/Write
CTRLMODE.SH1	Boolean, Byte, Word, Short, <b>Float</b>	Read/Write
CTRLMODE.SH2	Boolean, Byte, Word, Short, <b>Float</b>	Read/Write
CTRLMODE.SH3	Boolean, Byte, Word, Short, <b>Float</b>	Read/Write
CTRLMODE.SL1	Boolean, Byte, Word, Short, <b>Float</b>	Read/Write
CTRLMODE.SL2	Boolean, Byte, Word, Short, <b>Float</b>	Read/Write
CTRLMODE.SL3	Boolean, Byte, Word, Short, <b>Float</b>	Read/Write
CTRLMODE.SMP	Boolean, Byte, <b>Word</b> , Short, Float	Read/Write
CTRLMODE.STP1	Boolean, <b>Byte</b> , Word, Short, Float	Read/Write
CTRLMODE.STP2	Boolean, <b>Byte</b> , Word, Short, Float	Read/Write
CTRLMODE.TR.T	Boolean, Byte, <b>Word</b> , Short, Float	Read/Write
CTRLMODE.UNI1	Boolean, <b>Byte</b> , Word, Short, Float	Read/Write
CTRLMODE.UNI2	Boolean, <b>Byte</b> , Word, Short, Float	Read/Write
CTRLMODE.UNI3	Boolean, <b>Byte</b> , Word, Short, Float	Read/Write
CTRLMODE.UTM	Boolean, <b>Byte</b> , Word, Short, Float	Read/Write
CTRLMODE.V.AT	Boolean, Byte, <b>Word</b> , Short, Float	Read/Write
CTRLMODE.V.H	Boolean, Byte, <b>Word</b> , Short, Float	Read/Write
CTRLMODE.V.L	Boolean, Byte, <b>Word</b> , Short, Float	Read/Write
CTRLMODE.V.MOD	Boolean, Byte, <b>Word</b> , Short, Float	Read/Write
CTRLMODE.V.RS	Boolean, Byte, <b>Word</b> , Short, Float	Read/Write

### Loop Parameters Addressing for UT520/UT550

The driver supports the following Loop Parameters Addresses for UT520/UT550. The default data type for each address type is shown in **bold**.

Address Format	Data Types	Access
LOOPPARAM.A/M	<b>Boolean</b>	Read/Write
LOOPPARAM.A.BS1	Boolean, Byte, Word, Short, <b>Float</b>	Read/Write

LOOPPARAM.A.BS2	Boolean, Byte, Word, Short, <b>Float</b>	Read/Write
LOOPPARAM.A.BS3	Boolean, Byte, Word, Short, <b>Float</b>	Read/Write
LOOPPARAM.A.FL1	Boolean, <b>Byte</b> , Word, Short, Float	Read/Write
LOOPPARAM.A.FL2	Boolean, <b>Byte</b> , Word, Short, Float	Read/Write
LOOPPARAM.A.FL3	Boolean, <b>Byte</b> , Word, Short, Float	Read/Write
LOOPPARAM.A.LC1	Boolean, Byte, Word, Short, <b>Float</b>	Read/Write
LOOPPARAM.A.LC2	Boolean, Byte, Word, Short, <b>Float</b>	Read/Write
LOOPPARAM.A.LC3	Boolean, Byte, Word, Short, <b>Float</b>	Read/Write
LOOPPARAM.A.SR1	<b>Boolean</b>	Read/Write
LOOPPARAM.A.SR2	<b>Boolean</b>	Read/Write
LOOPPARAM.A.SR3	<b>Boolean</b>	Read/Write
LOOPPARAM.DVB1	Boolean, Byte, Word, Short, <b>Float</b>	Read/Write
LOOPPARAM.DVB2	Boolean, Byte, Word, Short, <b>Float</b>	Read/Write
LOOPPARAM.LP1	<b>Boolean</b>	Read/Write
LOOPPARAM.LP2	<b>Boolean</b>	Read/Write
LOOPPARAM.MODE	<b>Boolean</b>	Read/Write
LOOPPARAM.PID	<b>Boolean</b>	Read/Write
LOOPPARAM.PYS1	<b>Boolean</b>	Read/Write
LOOPPARAM.PYS2	<b>Boolean</b>	Read/Write
LOOPPARAM.PRG	Boolean, Byte, <b>Word</b> , Short, Float	Read/Write
LOOPPARAM.RET1	Boolean, <b>Byte</b> , Word, Short, Float	Read/Write
LOOPPARAM.RET2	Boolean, <b>Byte</b> , <b>Short</b> , Float	Read/Write
LOOPPARAM.RTH1	Boolean, Byte, Word, Short, <b>Float</b>	Read/Write
LOOPPARAM.RTH2	Boolean, Byte, Word, Short, <b>Float</b>	Read/Write
LOOPPARAM.RTL1	Boolean, Byte, Word, Short, <b>Float</b>	Read/Write
LOOPPARAM.RTL2	Boolean, Byte, Word, Short, <b>Float</b>	Read/Write
LOOPPARAM.TSC1	Boolean, Byte, Word, Short, <b>Float</b>	Read/Write
LOOPPARAM.TSC2	Boolean, Byte, Word, Short, <b>Float</b>	Read/Write
LOOPPARAM.TTM	Boolean, Byte, <b>Word</b> , Short, Float	Read/Write
LOOPPARAM.USR	<b>Boolean</b>	Read/Write

### L1 and L2 Mode Parameters Addressing for UT520/UT550

The driver supports the following L1 and L2 Mode parameters addresses for UT520/UT550. The default data type for each address type is shown in **bold**.

**Note:** The driver supports bit access to the following. For more information, refer to Bit Addressing.

Address Format	Data Types	Access
L1MODE.AM1.st	Boolean, Byte, <b>Word</b> , Short, Float	Read Only
L1MODE.AT1.st	Boolean, Byte, <b>Word</b> , Short, Float	Read Only
L1MODE.AUT.st	Boolean, Byte, <b>Word</b> , Short, Float	Read Only
L1MODE.CAS.st	Boolean, Byte, <b>Word</b> , Short, Float	Read Only
L1MODE.MAN.st	Boolean, Byte, <b>Word</b> , Short, Float	Read Only
L1MODE.RL.st	Boolean, Byte, <b>Word</b> , Short, Float	Read Only
L1MODE.RS.st	Boolean, Byte, <b>Word</b> , Short, Float	Read Only
L2MODE.A/M2.st	Boolean, Byte, <b>Word</b> , Short, Float	Read Only
L2MODE.AT2.st	Boolean, Byte, <b>Word</b> , Short, Float	Read Only
L2MODE.R/L2.st	Boolean, Byte, <b>Word</b> , Short, Float	Read Only

### Bit Addressing

The addressing format for bit accessing is L1MODE.<address name>:0-15. For example, L1MODE.AM1.st:0, L1MODE.AM1.st:1 etc.

### Linearizer Registers Addressing for UT520/UT550

The driver supports the following Linearizer registers addresses for UT520/UT550. The default data type for each address type is shown in **bold**.





## Control Parameters Addressing for UT520/UT550

The driver supports the following Control Parameters Addresses for UT520/UT550. The default data type for each address type is indicated in **bold**

Address Format	Data Types	Access
CTRLPARAM.GRP	Boolean, Byte, Word, Short, <b>Float</b>	Read/Write
CTRLPARAM.R.MD	Boolean, <b>Byte</b> , Word, Short, Float	Read/Write
CTRLPARAM.R.TM	Boolean, <b>Byte</b> , Word, Short, Float	Read/Write
CTRLPARAM.ZON	<b>Boolean</b>	Read/Write
CTRLPARAM.AL1.1	Boolean, <b>Byte</b> , Word, Short, Float	Read/Write
CTRLPARAM.AL2.1	Boolean, <b>Byte</b> , Word, Short, Float	Read/Write
CTRLPARAM.AL3.1	Boolean, <b>Byte</b> , Word, Short, Float	Read/Write
CTRLPARAM.AL4.1	Boolean, <b>Byte</b> , Word, Short, Float	Read/Write
CTRLPARAM.AMD.1	Boolean, <b>Byte</b> , Word, Short, Float	Read/Write
CTRLPARAM.AR.1	Boolean, Byte, Word, Short, <b>Float</b>	Read/Write
CTRLPARAM.DY1.1	Boolean, Byte, Word, Short, <b>Float</b>	Read/Write
CTRLPARAM.DY2.1	Boolean, Byte, Word, Short, <b>Float</b>	Read/Write
CTRLPARAM.DY3.1	Boolean, Byte, Word, Short, <b>Float</b>	Read/Write
CTRLPARAM.DY4.1	Boolean, Byte, Word, Short, <b>Float</b>	Read/Write
CTRLPARAM.HY1.1	Boolean, Byte, Word, Short, <b>Float</b>	Read/Write
CTRLPARAM.HY2.1	Boolean, Byte, Word, Short, <b>Float</b>	Read/Write
CTRLPARAM.HY3.1	Boolean, Byte, Word, Short, <b>Float</b>	Read/Write
CTRLPARAM.HY4.1	Boolean, Byte, Word, Short, <b>Float</b>	Read/Write
CTRLPARAM.MOD.1	<b>Boolean</b>	Read/Write
CTRLPARAM.OPR.1	Boolean, Byte, Word, Short, <b>Float</b>	Read/Write
CTRLPARAM.PVT.1	<b>Boolean</b>	Read/Write
CTRLPARAM.RMS.1	<b>Boolean</b>	Read/Write
CTRLPARAM.SPH.1	Boolean, Byte, Word, Short, <b>Float</b>	Read/Write
CTRLPARAM.SPL.1	Boolean, Byte, Word, Short, <b>Float</b>	Read/Write
CTRLPARAM.SPT.1	<b>Boolean</b>	Read/Write
CTRLPARAM.TMU.1	<b>Boolean</b>	Read/Write
CTRLPARAM.AL1.2	Boolean, Byte, Word, Short, <b>Float</b>	Read/Write
CTRLPARAM.AL2.2	Boolean, Byte, Word, Short, <b>Float</b>	Read/Write
CTRLPARAM.AL3.2	Boolean, Byte, Word, Short, <b>Float</b>	Read/Write
CTRLPARAM.AL4.2	Boolean, Byte, Word, Short, <b>Float</b>	Read/Write
CTRLPARAM.AMD.2	Boolean, Byte, Word, Short, <b>Float</b>	Read/Write
CTRLPARAM.AR.2	Boolean, Byte, Word, Short, <b>Float</b>	Read/Write
CTRLPARAM.DY1.2	Boolean, Byte, Word, Short, <b>Float</b>	Read/Write
CTRLPARAM.DY2.2	Boolean, Byte, Word, Short, <b>Float</b>	Read/Write
CTRLPARAM.DY3.2	Boolean, Byte, Word, Short, <b>Float</b>	Read/Write
CTRLPARAM.DY4.2	Boolean, Byte, Word, Short, <b>Float</b>	Read/Write
CTRLPARAM.HY1.2	Boolean, Byte, Word, Short, <b>Float</b>	Read/Write
CTRLPARAM.HY2.2	Boolean, Byte, Word, Short, <b>Float</b>	Read/Write
CTRLPARAM.HY3.2	Boolean, Byte, Word, Short, <b>Float</b>	Read/Write
CTRLPARAM.HY4.2	Boolean, Byte, Word, Short, <b>Float</b>	Read/Write
CTRLPARAM.MOD.2	<b>Boolean</b>	Read/Write
CTRLPARAM.OPR.2	Boolean, Byte, Word, Short, <b>Float</b>	Read/Write
CTRLPARAM.PVT.2	<b>Boolean</b>	Read/Write
CTRLPARAM.RMS.2	Boolean, Byte, Word, Short, <b>Float</b>	Read/Write
CTRLPARAM.SPH.2	Boolean, Byte, Word, Short, <b>Float</b>	Read/Write
CTRLPARAM.SPL.2	Boolean, Byte, Word, Short, <b>Float</b>	Read/Write
CTRLPARAM.SPT.2	Boolean, Byte, Word, Short, <b>Float</b>	Read/Write
CTRLPARAM.TMU.2	<b>Boolean</b>	Read/Write

## OP Related Parameter Addressing for UT520/UT550

The driver supports the following OP related parameter addresses for UT520/UT550. The default data type for each address type is shown in **bold**.

Address Format	Data Types	Access
OPREL.AT.1	Boolean, <b>Byte</b> , Word, Short, Float	Read/Write
OPREL.BS.1	Boolean, Byte, Word, Short, <b>Float</b>	Read/Write
OPREL.DNR.1	Boolean, Byte, Word, Short, <b>Float</b>	Read/Write
OPREL.FL.1	Boolean, Byte, <b>Word</b> , Short, Float	Read/Write
OPREL.ORB.1	Boolean, Byte, Word, Short, <b>Float</b>	Read/Write
OPREL.ORH.1	Boolean, Byte, Word, Short, <b>Float</b>	Read/Write
OPREL.ORL.1	Boolean, Byte, Word, Short, <b>Float</b>	Read/Write
OPREL.RBS.1	Boolean, Byte, Word, Short, <b>Float</b>	Read/Write
OPREL.RFL.1	Boolean, Byte, Word, Short, <b>Float</b>	Read/Write
OPREL.RT.1	Boolean, Byte, Word, Short, <b>Float</b>	Read/Write
OPREL.SC.1	Boolean, Byte, <b>Word</b> , Short, Float	Read/Write
OPREL.UPR.1	Boolean, Byte, Word, Short, <b>Float</b>	Read/Write
OPREL.AT.2	Boolean, <b>Byte</b> , Word, Short, Float	Read/Write
OPREL.BS.2	Boolean, Byte, Word, Short, <b>Float</b>	Read/Write
OPREL.DNR.2	Boolean, Byte, Word, Short, <b>Float</b>	Read/Write
OPREL.FL.2	Boolean, Byte, <b>Word</b> , Short, Float	Read/Write
OPREL.ORB.2	Boolean, Byte, Word, Short, <b>Float</b>	Read/Write
OPREL.ORH.2	Boolean, Byte, Word, Short, <b>Float</b>	Read/Write
OPREL.ORL.2	Boolean, Byte, Word, Short, <b>Float</b>	Read/Write
OPREL.RBS.2	Boolean, Byte, Word, Short, <b>Float</b>	Read/Write
OPREL.RFL.2	Boolean, Byte, Word, Short, <b>Float</b>	Read/Write
OPREL.RT.2	Boolean, Byte, Word, Short, <b>Float</b>	Read/Write
OPREL.SC.2	Boolean, Byte, <b>Word</b> , Short, Float	Read/Write
OPREL.UPR.2	Boolean, Byte, Word, Short, <b>Float</b>	Read/Write

## OP Mode Parameter Addressing for UT520/UT550

The driver supports the following OP mode parameter addresses for UT520/UT550. The default data type for each address type is shown in **bold**.

Address Format	Data Types	Access
OPMODE.A/M1	<b>Boolean</b> Byte, Word, Short, Float	Read/Write
OPMODE.A/M2	<b>Boolean</b> Byte, Word, Short, Float	Read/Write
OPMODE.C.A.M	Boolean, Byte, <b>Word</b> , Short, Float	Read/Write
OPMODE.OP_S/R	<b>Boolean</b> Byte, Word, Short, Float	Read/Write
OPMODE.R/L1	<b>Boolean</b> Byte, <b>Word</b> , Short, Float	Read/Write
OPMODE.R/L2	<b>Boolean</b> Byte, <b>Word</b> , Short, Float	Read/Write
OPMODE.SPN	Boolean, Byte, <b>Word</b> , Short, Float	Read/Write
OPMODE.C.RSP.1	Boolean, Byte, Word, Short, <b>Float</b>	Read Only
OPMODE.MOUT.1	Boolean, Byte, <b>Word</b> , Short, Float	Read Only
OPMODE.MOUTc.1	Boolean, Byte, <b>Word</b> , Short, Float	Read Only
OPMODE.C.RSP.2	Boolean, Byte, Word, Short, <b>Float</b>	Read Only
OPMODE.MOUT.2	Boolean, Byte, <b>Word</b> , Short, Float	Read Only
OPMODE.MOUTc.2	Boolean, Byte, <b>Word</b> , Short, Float	Read Only

## PID Parameters Addressing for UT520/UT550

The driver supports the following PID parameters addresses for UT520/UT550. The default data type for each address type is shown in **bold**.

Address Format	Data Types	Access
PID.1.A1.1	Boolean, Byte, Word, Short, <b>Float</b>	Read/Write

PID.1.A2.1	Boolean, Byte, Word, Short, <b>Float</b>	Read/Write
PID.1.A3.1	Boolean, Byte, Word, Short, <b>Float</b>	Read/Write
PID.1.A4.1	Boolean, Byte, Word, Short, <b>Float</b>	Read/Write
PID.1.D.1	Boolean, Byte, <b>Word</b> , Short, Float	Read/Write
PID.1.DB.1	Boolean, Byte, <b>Word</b> , Short, Float	Read/Write
PID.1.Dc.1	Boolean, Byte, <b>Word</b> , Short, Float	Read/Write
PID.1.DR.1	<b>Boolean</b>	Read/Write
PID.1.H.1	Boolean, Byte, <b>Word</b> , Short, Float	Read/Write
PID.1.Hc.1	Boolean, Byte, <b>Word</b> , Short, Float	Read/Write
PID.1.I.1	Boolean, Byte, <b>Word</b> , Short, Float	Read/Write
PID.1.Ic.1	Boolean, Byte, <b>Word</b> , Short, Float	Read/Write
PID.1.MR.1	Boolean, Byte, Word, Short, <b>Float</b>	Read/Write
PID.1.Oc.1	Boolean, Byte, <b>Word</b> , Short, Float	Read/Write
PID.1.OH.1	Boolean, Byte, Word, Short, <b>Float</b>	Read/Write
PID.1.OL.1	Boolean, Byte, Word, Short, <b>Float</b>	Read/Write
PID.1.P.1	Boolean, Byte, Word, Short, <b>Float</b>	Read/Write
PID.1.Pc.1	Boolean, Byte, <b>Word</b> , Short, Float	Read/Write
PID.1.PO.1	Boolean, Byte, Word, Short, <b>Float</b>	Read/Write
PID.1.RP.1	Boolean, Byte, <b>Word</b> , Short, Float	Read/Write
PID.1.SP.1	Boolean, Byte, Word, Short, <b>Float</b>	Read/Write
PID.1.A1.2	Boolean, Byte, Word, Short, <b>Float</b>	Read/Write
PID.1.A2.2	Boolean, Byte, Word, Short, <b>Float</b>	Read/Write
PID.1.A3.2	Boolean, Byte, Word, Short, <b>Float</b>	Read/Write
PID.1.A4.2	Boolean, Byte, Word, Short, <b>Float</b>	Read/Write
PID.1.D.2	Boolean, Byte, <b>Word</b> , Short, Float	Read/Write
PID.1.DB.2	Boolean, Byte, <b>Word</b> , Short, Float	Read/Write
PID.1.Dc.2	Boolean, Byte, <b>Word</b> , Short, Float	Read/Write
PID.1.DR.2	<b>Boolean</b>	Read/Write
PID.1.H.2	Boolean, Byte, <b>Word</b> , Short, Float	Read/Write
PID.1.Hc.2	Boolean, Byte, <b>Word</b> , Short, Float	Read/Write
PID.1.I.2	Boolean, Byte, <b>Word</b> , Short, Float	Read/Write
PID.1.Ic.2	Boolean, Byte, <b>Word</b> , Short, Float	Read/Write
PID.1.MR.2	Boolean, Byte, Word, Short, <b>Float</b>	Read/Write
PID.1.Oc.2	Boolean, Byte, <b>Word</b> , Short, Float	Read/Write
PID.1.OH.2	Boolean, Byte, Word, Short, <b>Float</b>	Read/Write
PID.1.OL.2	Boolean, Byte, Word, Short, <b>Float</b>	Read/Write
PID.1.P.2	Boolean, Byte, Word, Short, <b>Float</b>	Read/Write
PID.1.Pc.2	Boolean, Byte, <b>Word</b> , Short, Float	Read/Write
PID.1.PO.2	Boolean, Byte, Word, Short, <b>Float</b>	Read/Write
PID.1.RP.2	Boolean, Byte, <b>Word</b> , Short, Float	Read/Write
PID.1.SP.2	Boolean, Byte, Word, Short, <b>Float</b>	Read/Write
PID.2.A1.1	Boolean, Byte, Word, Short, <b>Float</b>	Read/Write
PID.2.A2.1	Boolean, Byte, Word, Short, <b>Float</b>	Read/Write
PID.2.A3.1	Boolean, Byte, Word, Short, <b>Float</b>	Read/Write
PID.2.A4.1	Boolean, Byte, Word, Short, <b>Float</b>	Read/Write
PID.2.D.1	Boolean, Byte, <b>Word</b> , Short, Float	Read/Write
PID.2.DB.1	Boolean, Byte, <b>Word</b> , Short, Float	Read/Write
PID.2.Dc.1	Boolean, Byte, <b>Word</b> , Short, Float	Read/Write
PID.2.DR.1	<b>Boolean</b>	Read/Write
PID.2.H.1	Boolean, Byte, <b>Word</b> , Short, Float	Read/Write
PID.2.Hc.1	Boolean, Byte, <b>Word</b> , Short, Float	Read/Write
PID.2.I.1	Boolean, Byte, <b>Word</b> , Short, Float	Read/Write
PID.2.Ic.1	Boolean, Byte, <b>Word</b> , Short, Float	Read/Write
PID.2.MR.1	Boolean, Byte, Word, Short, <b>Float</b>	Read/Write
PID.2.Oc.1	Boolean, Byte, <b>Word</b> , Short, Float	Read/Write

PID.2.OH.1	Boolean, Byte, Word, Short, <b>Float</b>	Read/Write
PID.2.OL.1	Boolean, Byte, Word, Short, <b>Float</b>	Read/Write
PID.2.P.1	Boolean, Byte, Word, Short, <b>Float</b>	Read/Write
PID.2.Pc.1	Boolean, Byte, <b>Word</b> , Short, Float	Read/Write
PID.2.PO.1	Boolean, Byte, Word, Short, <b>Float</b>	Read/Write
PID.2.RP.1	Boolean, Byte, <b>Word</b> , Short, Float	Read/Write
PID.2.SP.1	Boolean, Byte, Word, Short, <b>Float</b>	Read/Write
PID.2.A1.2	Boolean, Byte, Word, Short, <b>Float</b>	Read/Write
PID.2.A2.2	Boolean, Byte, Word, Short, <b>Float</b>	Read/Write
PID.2.A3.2	Boolean, Byte, Word, Short, <b>Float</b>	Read/Write
PID.2.A4.2	Boolean, Byte, Word, Short, <b>Float</b>	Read/Write
PID.2.D.2	Boolean, Byte, <b>Word</b> , Short, Float	Read/Write
PID.2.DB.2	Boolean, Byte, <b>Word</b> , Short, Float	Read/Write
PID.2.Dc.2	Boolean, Byte, <b>Word</b> , Short, Float	Read/Write
PID.2.DR.2	<b>Boolean</b>	Read/Write
PID.2.H.2	Boolean, Byte, <b>Word</b> , Short, Float	Read/Write
PID.2.Hc.2	Boolean, Byte, <b>Word</b> , Short, Float	Read/Write
PID.2.I.2	Boolean, Byte, <b>Word</b> , Short, Float	Read/Write
PID.2.Ic.2	Boolean, Byte, <b>Word</b> , Short, Float	Read/Write
PID.2.MR.2	Boolean, Byte, Word, Short, <b>Float</b>	Read/Write
PID.2.Oc.2	Boolean, Byte, <b>Word</b> , Short, Float	Read/Write
PID.2.OH.2	Boolean, Byte, Word, Short, <b>Float</b>	Read/Write
PID.2.OL.2	Boolean, Byte, Word, Short, <b>Float</b>	Read/Write
PID.2.P.2	Boolean, Byte, Word, Short, <b>Float</b>	Read/Write
PID.2.Pc.2	Boolean, Byte, <b>Word</b> , Short, Float	Read/Write
PID.2.PO.2	Boolean, Byte, Word, Short, <b>Float</b>	Read/Write
PID.2.RP.2	Boolean, Byte, <b>Word</b> , Short, Float	Read/Write
PID.2.SP.2	Boolean, Byte, Word, Short, <b>Float</b>	Read/Write
PID.3.A1.1	Boolean, Byte, Word, Short, <b>Float</b>	Read/Write
PID.3.A2.1	Boolean, Byte, Word, Short, <b>Float</b>	Read/Write
PID.3.A3.1	Boolean, Byte, Word, Short, <b>Float</b>	Read/Write
PID.3.A4.1	Boolean, Byte, Word, Short, <b>Float</b>	Read/Write
PID.3.D.1	Boolean, Byte, <b>Word</b> , Short, Float	Read/Write
PID.3.DB.1	Boolean, Byte, <b>Word</b> , Short, Float	Read/Write
PID.3.Dc.1	Boolean, Byte, <b>Word</b> , Short, Float	Read/Write
PID.3.DR.1	<b>Boolean</b>	Read/Write
PID.3.H.1	Boolean, Byte, <b>Word</b> , Short, Float	Read/Write
PID.3.Hc.1	Boolean, Byte, <b>Word</b> , Short, Float	Read/Write
PID.3.I.1	Boolean, Byte, <b>Word</b> , Short, Float	Read/Write
PID.3.Ic.1	Boolean, Byte, <b>Word</b> , Short, Float	Read/Write
PID.3.MR.1	Boolean, Byte, Word, Short, <b>Float</b>	Read/Write
PID.3.Oc.1	Boolean, Byte, <b>Word</b> , Short, Float	Read/Write
PID.3.OH.1	Boolean, Byte, Word, Short, <b>Float</b>	Read/Write
PID.3.OL.1	Boolean, Byte, Word, Short, <b>Float</b>	Read/Write
PID.3.P.1	Boolean, Byte, Word, Short, <b>Float</b>	Read/Write
PID.3.Pc.1	Boolean, Byte, <b>Word</b> , Short, Float	Read/Write
PID.3.PO.1	Boolean, Byte, Word, Short, <b>Float</b>	Read/Write
PID.3.RP.1	Boolean, Byte, <b>Word</b> , Short, Float	Read/Write
PID.3.SP.1	Boolean, Byte, Word, Short, <b>Float</b>	Read/Write
PID.3.A1.2	Boolean, Byte, Word, Short, <b>Float</b>	Read/Write
PID.3.A2.2	Boolean, Byte, Word, Short, <b>Float</b>	Read/Write
PID.3.A3.2	Boolean, Byte, Word, Short, <b>Float</b>	Read/Write
PID.3.A4.2	Boolean, Byte, Word, Short, <b>Float</b>	Read/Write
PID.3.D.2	Boolean, Byte, <b>Word</b> , Short, Float	Read/Write
PID.3.DB.2	Boolean, Byte, <b>Word</b> , Short, Float	Read/Write

PID.3.Dc.2	Boolean, Byte, <b>Word</b> , Short, Float	Read/Write
PID.3.DR.2	<b>Boolean</b>	Read/Write
PID.3.H.2	Boolean, Byte, <b>Word</b> , Short, Float	Read/Write
PID.3.Hc.2	Boolean, Byte, <b>Word</b> , Short, Float	Read/Write
PID.3.I.2	Boolean, Byte, <b>Word</b> , Short, Float	Read/Write
PID.3.Ic.2	Boolean, Byte, <b>Word</b> , Short, Float	Read/Write
PID.3.MR.2	Boolean, Byte, Word, Short, <b>Float</b>	Read/Write
PID.3.Oc.2	Boolean, Byte, <b>Word</b> , Short, Float	Read/Write
PID.3.OH.2	Boolean, Byte, Word, Short, <b>Float</b>	Read/Write
PID.3.OL.2	Boolean, Byte, Word, Short, <b>Float</b>	Read/Write
PID.3.P.2	Boolean, Byte, Word, Short, <b>Float</b>	Read/Write
PID.3.Pc.2	Boolean, Byte, Word, Short, <b>Float</b>	Read/Write
PID.3.PO.2	Boolean, Byte, Word, Short, <b>Float</b>	Read/Write
PID.3.RP.2	Boolean, Byte, Word, Short, <b>Float</b>	Read/Write
PID.3.SP.2	Boolean, Byte, Word, Short, <b>Float</b>	Read/Write
PID.4.A1.1	Boolean, Byte, Word, Short, <b>Float</b>	Read/Write
PID.4.A2.1	Boolean, Byte, Word, Short, <b>Float</b>	Read/Write
PID.4.A3.1	Boolean, Byte, Word, Short, <b>Float</b>	Read/Write
PID.4.A4.1	Boolean, Byte, Word, Short, <b>Float</b>	Read/Write
PID.4.D.1	Boolean, Byte, <b>Word</b> , Short, Float	Read/Write
PID.4.DB.1	Boolean, Byte, <b>Word</b> , Short, Float	Read/Write
PID.4.Dc.1	Boolean, Byte, <b>Word</b> , Short, Float	Read/Write
PID.4.DR.1	<b>Boolean</b>	Read/Write
PID.4.H.1	Boolean, Byte, <b>Word</b> , Short, Float	Read/Write
PID.4.Hc.1	Boolean, Byte, <b>Word</b> , Short, Float	Read/Write
PID.4.I.1	Boolean, Byte, <b>Word</b> , Short, Float	Read/Write
PID.4.Ic.1	Boolean, Byte, <b>Word</b> , Short, Float	Read/Write
PID.4.MR.1	Boolean, Byte, Word, Short, <b>Float</b>	Read/Write
PID.4.Oc.1	Boolean, Byte, <b>Word</b> , Short, Float	Read/Write
PID.4.OH.1	Boolean, Byte, Word, Short, <b>Float</b>	Read/Write
PID.4.OL.1	Boolean, Byte, Word, Short, <b>Float</b>	Read/Write
PID.4.P.1	Boolean, Byte, Word, Short, <b>Float</b>	Read/Write
PID.4.Pc.1	Boolean, Byte, <b>Word</b> , Short, Float	Read/Write
PID.4.PO.1	Boolean, Byte, Word, Short, <b>Float</b>	Read/Write
PID.4.RP.1	Boolean, Byte, <b>Word</b> , Short, Float	Read/Write
PID.4.SP.1	Boolean, Byte, Word, Short, <b>Float</b>	Read/Write
PID.4.A1.2	Boolean, Byte, Word, Short, <b>Float</b>	Read/Write
PID.4.A2.2	Boolean, Byte, Word, Short, <b>Float</b>	Read/Write
PID.4.A3.2	Boolean, Byte, Word, Short, <b>Float</b>	Read/Write
PID.4.A4.2	Boolean, Byte, Word, Short, <b>Float</b>	Read/Write
PID.4.D.2	Boolean, Byte, <b>Word</b> , Short, Float	Read/Write
PID.4.DB.2	Boolean, Byte, <b>Word</b> , Short, Float	Read/Write
PID.4.Dc.2	Boolean, Byte, <b>Word</b> , Short, Float	Read/Write
PID.4.DR.2	<b>Boolean</b>	Read/Write
PID.4.H.2	Boolean, Byte, <b>Word</b> , Short, Float	Read/Write
PID.4.Hc.2	Boolean, Byte, <b>Word</b> , Short, Float	Read/Write
PID.4.I.2	Boolean, Byte, <b>Word</b> , Short, Float	Read/Write
PID.4.Ic.2	Boolean, Byte, <b>Word</b> , Short, Float	Read/Write
PID.4.MR.2	Boolean, Byte, Word, Short, <b>Float</b>	Read/Write
PID.4.Oc.2	Boolean, Byte, <b>Word</b> , Short, Float	Read/Write
PID.4.OH.2	Boolean, Byte, Word, Short, <b>Float</b>	Read/Write
PID.4.OL.2	Boolean, Byte, Word, Short, <b>Float</b>	Read/Write
PID.4.P.2	Boolean, Byte, Word, Short, <b>Float</b>	Read/Write
PID.4.Pc.2	Boolean, Byte, <b>Word</b> , Short, Float	Read/Write
PID.4.PO.2	Boolean, Byte, Word, Short, <b>Float</b>	Read/Write

PID.4.RP.2	Boolean, Byte, Word, Short, <b>Float</b>	Read/Write
PID.4.SP.2	Boolean, Byte, Word, Short, <b>Float</b>	Read/Write
PID.5.A1.1	Boolean, Byte, Word, Short, <b>Float</b>	Read/Write
PID.5.A2.1	Boolean, Byte, Word, Short, <b>Float</b>	Read/Write
PID.5.A3.1	Boolean, Byte, Word, Short, <b>Float</b>	Read/Write
PID.5.A4.1	Boolean, Byte, Word, Short, <b>Float</b>	Read/Write
PID.5.D.1	Boolean, Byte, <b>Word</b> , Short, Float	Read/Write
PID.5.DB.1	Boolean, Byte, <b>Word</b> , Short, Float	Read/Write
PID.5.Dc.1	Boolean, Byte, <b>Word</b> , Short, Float	Read/Write
PID.5.DR.1	<b>Boolean</b>	Read/Write
PID.5.H.1	Boolean, Byte, <b>Word</b> , Short, Float	Read/Write
PID.5.Hc.1	Boolean, Byte, <b>Word</b> , Short, Float	Read/Write
PID.5.I.1	Boolean, Byte, <b>Word</b> , Short, Float	Read/Write
PID.5.Ic.1	Boolean, Byte, <b>Word</b> , Short, Float	Read/Write
PID.5.MR.1	Boolean, Byte, Word, Short, <b>Float</b>	Read/Write
PID.5.Oc.1	Boolean, Byte, <b>Word</b> , Short, Float	Read/Write
PID.5.OH.1	Boolean, Byte, Word, Short, <b>Float</b>	Read/Write
PID.5.OL.1	Boolean, Byte, Word, Short, <b>Float</b>	Read/Write
PID.5.P.1	Boolean, Byte, Word, Short, <b>Float</b>	Read/Write
PID.5.Pc.1	Boolean, Byte, <b>Word</b> , Short, Float	Read/Write
PID.5.PO.1	Boolean, Byte, Word, Short, <b>Float</b>	Read/Write
PID.5.RP.1	Boolean, Byte, <b>Word</b> , Short, Float	Read/Write
PID.5.SP.1	Boolean, Byte, Word, Short, <b>Float</b>	Read/Write
PID.5.A1.2	Boolean, Byte, Word, Short, <b>Float</b>	Read/Write
PID.5.A2.2	Boolean, Byte, Word, Short, <b>Float</b>	Read/Write
PID.5.A3.2	Boolean, Byte, Word, Short, <b>Float</b>	Read/Write
PID.5.A4.2	Boolean, Byte, Word, Short, <b>Float</b>	Read/Write
PID.5.D.2	Boolean, Byte, <b>Word</b> , Short, Float	Read/Write
PID.5.DB.2	Boolean, Byte, <b>Word</b> , Short, Float	Read/Write
PID.5.Dc.2	Boolean, Byte, <b>Word</b> , Short, Float	Read/Write
PID.5.DR.2	<b>Boolean</b>	Read/Write
PID.5.H.2	Boolean, Byte, <b>Word</b> , Short, Float	Read/Write
PID.5.Hc.2	Boolean, Byte, <b>Word</b> , Short, Float	Read/Write
PID.5.I.2	Boolean, Byte, <b>Word</b> , Short, Float	Read/Write
PID.5.Ic.2	Boolean, Byte, <b>Word</b> , Short, Float	Read/Write
PID.5.MR.2	Boolean, Byte, Word, Short, <b>Float</b>	Read/Write
PID.5.Oc.2	Boolean, Byte, <b>Word</b> , Short, Float	Read/Write
PID.5.OH.2	Boolean, Byte, Word, Short, <b>Float</b>	Read/Write
PID.5.OL.2	Boolean, Byte, Word, Short, <b>Float</b>	Read/Write
PID.5.P.2	Boolean, Byte, Word, Short, <b>Float</b>	Read/Write
PID.5.Pc.2	Boolean, Byte, <b>Word</b> , Short, Float	Read/Write
PID.5.PO.2	Boolean, Byte, Word, Short, <b>Float</b>	Read/Write
PID.5.RP.2	Boolean, Byte, <b>Word</b> , Short, Float	Read/Write
PID.5.SP.2	Boolean, Byte, Word, Short, <b>Float</b>	Read/Write
PID.6.A1.1	Boolean, Byte, Word, Short, <b>Float</b>	Read/Write
PID.6.A2.1	Boolean, Byte, Word, Short, <b>Float</b>	Read/Write
PID.6.A3.1	Boolean, Byte, Word, Short, <b>Float</b>	Read/Write
PID.6.A4.1	Boolean, Byte, Word, Short, <b>Float</b>	Read/Write
PID.6.D.1	Boolean, Byte, <b>Word</b> , Short, Float	Read/Write
PID.6.DB.1	Boolean, Byte, <b>Word</b> , Short, Float	Read/Write
PID.6.Dc.1	Boolean, Byte, <b>Word</b> , Short, Float	Read/Write
PID.6.DR.1	<b>Boolean</b>	Read/Write
PID.6.H.1	Boolean, Byte, <b>Word</b> , Short, Float	Read/Write
PID.6.Hc.1	Boolean, Byte, <b>Word</b> , Short, Float	Read/Write
PID.6.I.1	Boolean, Byte, <b>Word</b> , Short, Float	Read/Write

PID.6.Ic.1	Boolean, Byte, <b>Word</b> , Short, Float	Read/Write
PID.6.MR.1	Boolean, Byte, Word, Short, <b>Float</b>	Read/Write
PID.6.Oc.1	Boolean, Byte, <b>Word</b> , Short, Float	Read/Write
PID.6.OH.1	Boolean, Byte, Word, Short, <b>Float</b>	Read/Write
PID.6.OL.1	Boolean, Byte, Word, Short, <b>Float</b>	Read/Write
PID.6.P.1	Boolean, Byte, Word, Short, <b>Float</b>	Read/Write
PID.6.Pc.1	Boolean, Byte, <b>Word</b> , Short, Float	Read/Write
PID.6.PO.1	Boolean, Byte, Word, Short, <b>Float</b>	Read/Write
PID.6.RP.1	Boolean, Byte, <b>Word</b> , Short, Float	Read/Write
PID.6.SP.1	Boolean, Byte, Word, Short, <b>Float</b>	Read/Write
PID.6.A1.2	Boolean, Byte, Word, Short, <b>Float</b>	Read/Write
PID.6.A2.2	Boolean, Byte, Word, Short, <b>Float</b>	Read/Write
PID.6.A3.2	Boolean, Byte, Word, Short, <b>Float</b>	Read/Write
PID.6.A4.2	Boolean, Byte, Word, Short, <b>Float</b>	Read/Write
PID.6.D.2	Boolean, Byte, <b>Word</b> , Short, Float	Read/Write
PID.6.DB.2	Boolean, Byte, <b>Word</b> , Short, Float	Read/Write
PID.6.Dc.2	Boolean, Byte, <b>Word</b> , Short, Float	Read/Write
PID.6.DR.2	<b>Boolean</b>	Read/Write
PID.6.H.2	Boolean, Byte, <b>Word</b> , Short, Float	Read/Write
PID.6.Hc.2	Boolean, Byte, <b>Word</b> , Short, Float	Read/Write
PID.6.I.2	Boolean, Byte, <b>Word</b> , Short, Float	Read/Write
PID.6.Ic.2	Boolean, Byte, <b>Word</b> , Short, Float	Read/Write
PID.6.MR.2	Boolean, Byte, Word, Short, <b>Float</b>	Read/Write
PID.6.Oc.2	Boolean, Byte, <b>Word</b> , Short, Float	Read/Write
PID.6.OH.2	Boolean, Byte, Word, Short, <b>Float</b>	Read/Write
PID.6.OL.2	Boolean, Byte, Word, Short, <b>Float</b>	Read/Write
PID.6.P.2	Boolean, Byte, Word, Short, <b>Float</b>	Read/Write
PID.6.Pc.2	Boolean, Byte, <b>Word</b> , Short, Float	Read/Write
PID.6.PO.2	Boolean, Byte, Word, Short, <b>Float</b>	Read/Write
PID.6.RP.2	Boolean, Byte, <b>Word</b> , Short, Float	Read/Write
PID.6.SP.2	Boolean, Byte, Word, Short, <b>Float</b>	Read/Write
PID.7.A1.1	Boolean, Byte, Word, Short, <b>Float</b>	Read/Write
PID.7.A2.1	Boolean, Byte, Word, Short, <b>Float</b>	Read/Write
PID.7.A3.1	Boolean, Byte, Word, Short, <b>Float</b>	Read/Write
PID.7.A4.1	Boolean, Byte, Word, Short, <b>Float</b>	Read/Write
PID.7.D.1	Boolean, Byte, <b>Word</b> , Short, Float	Read/Write
PID.7.DB.1	Boolean, Byte, <b>Word</b> , Short, Float	Read/Write
PID.7.Dc.1	Boolean, Byte, <b>Word</b> , Short, Float	Read/Write
PID.7.DR.1	<b>Boolean</b>	Read/Write
PID.7.H.1	Boolean, Byte, <b>Word</b> , Short, Float	Read/Write
PID.7.Hc.1	Boolean, Byte, <b>Word</b> , Short, Float	Read/Write
PID.7.I.1	Boolean, Byte, <b>Word</b> , Short, Float	Read/Write
PID.7.Ic.1	Boolean, Byte, <b>Word</b> , Short, Float	Read/Write
PID.7.MR.1	Boolean, Byte, Word, Short, <b>Float</b>	Read/Write
PID.7.Oc.1	Boolean, Byte, <b>Word</b> , Short, Float	Read/Write
PID.7.OH.1	Boolean, Byte, Word, Short, <b>Float</b>	Read/Write
PID.7.OL.1	Boolean, Byte, Word, Short, <b>Float</b>	Read/Write
PID.7.P.1	Boolean, Byte, Word, Short, <b>Float</b>	Read/Write
PID.7.Pc.1	Boolean, Byte, <b>Word</b> , Short, Float	Read/Write
PID.7.PO.1	Boolean, Byte, Word, Short, <b>Float</b>	Read/Write
PID.7.SP.1	Boolean, Byte, Word, Short, <b>Float</b>	Read/Write
PID.RHY.1	Boolean, Byte, <b>Word</b> , Short, Float	Read/Write
PID.7.A1.2	Boolean, Byte, Word, Short, <b>Float</b>	Read/Write
PID.7.A2.2	Boolean, Byte, Word, Short, <b>Float</b>	Read/Write
PID.7.A3.2	Boolean, Byte, Word, Short, <b>Float</b>	Read/Write

PID.7.A4.2	Boolean, Byte, Word, Short, <b>Float</b>	Read/Write
PID.7.D.2	Boolean, Byte, <b>Word</b> , Short, Float	Read/Write
PID.7.DB.2	Boolean, Byte, <b>Word</b> , Short, Float	Read/Write
PID.7.Dc.2	Boolean, Byte, <b>Word</b> , Short, Float	Read/Write
PID.7.DR.2	<b>Boolean</b>	Read/Write
PID.7.H.2	Boolean, Byte, <b>Word</b> , Short, Float	Read/Write
PID.7.Hc.2	Boolean, Byte, <b>Word</b> , Short, Float	Read/Write
PID.7.I.2	Boolean, Byte, <b>Word</b> , Short, Float	Read/Write
PID.7.Ic.2	Boolean, Byte, <b>Word</b> , Short, Float	Read/Write
PID.7.MR.2	Boolean, Byte, Word, Short, <b>Float</b>	Read/Write
PID.7.Oc.2	Boolean, Byte, <b>Word</b> , Short, Float	Read/Write
PID.7.OH.2	Boolean, Byte, Word, Short, <b>Float</b>	Read/Write
PID.7.OL.2	Boolean, Byte, Word, Short, <b>Float</b>	Read/Write
PID.7.P.2	Boolean, Byte, Word, Short, <b>Float</b>	Read/Write
PID.7.Pc.2	Boolean, Byte, <b>Word</b> , Short, Float	Read/Write
PID.7.PO.2	Boolean, Byte, Word, Short, <b>Float</b>	Read/Write
PID.7.SP.2	Boolean, Byte, Word, Short, <b>Float</b>	Read/Write
PID.8.A1.1	Boolean, Byte, Word, Short, <b>Float</b>	Read/Write
PID.8.A2.1	Boolean, Byte, Word, Short, <b>Float</b>	Read/Write
PID.8.A3.1	Boolean, Byte, Word, Short, <b>Float</b>	Read/Write
PID.8.A4.1	Boolean, Byte, Word, Short, <b>Float</b>	Read/Write
PID.8.D.1	Boolean, Byte, <b>Word</b> , Short, Float	Read/Write
PID.8.DB.1	Boolean, Byte, <b>Word</b> , Short, Float	Read/Write
PID.8.Dc.1	Boolean, Byte, <b>Word</b> , Short, Float	Read/Write
PID.8.DR.1	<b>Boolean</b>	Read/Write
PID.8.H.1	Boolean, Byte, <b>Word</b> , Short, Float	Read/Write
PID.8.Hc.1	Boolean, Byte, <b>Word</b> , Short, Float	Read/Write
PID.8.I.1	Boolean, Byte, <b>Word</b> , Short, Float	Read/Write
PID.8.Ic.1	Boolean, Byte, <b>Word</b> , Short, Float	Read/Write
PID.8.MR.1	Boolean, Byte, Word, Short, <b>Float</b>	Read/Write
PID.8.Oc.1	Boolean, Byte, <b>Word</b> , Short, Float	Read/Write
PID.8.OH.1	Boolean, Byte, Word, Short, <b>Float</b>	Read/Write
PID.8.OL.1	Boolean, Byte, Word, Short, <b>Float</b>	Read/Write
PID.8.P.1	Boolean, Byte, Word, Short, <b>Float</b>	Read/Write
PID.8.Pc.1	Boolean, Byte, <b>Word</b> , Short, Float	Read/Write
PID.8.PO.1	Boolean, Byte, Word, Short, <b>Float</b>	Read/Write
PID.8.SP.1	Boolean, Byte, Word, Short, <b>Float</b>	Read/Write
PID.8.A1.2	Boolean, Byte, Word, Short, <b>Float</b>	Read/Write
PID.8.A2.2	Boolean, Byte, Word, Short, <b>Float</b>	Read/Write
PID.8.A3.2	Boolean, Byte, Word, Short, <b>Float</b>	Read/Write
PID.8.A4.2	Boolean, Byte, Word, Short, <b>Float</b>	Read/Write
PID.8.D.2	Boolean, Byte, <b>Word</b> , Short, Float	Read/Write
PID.8.DB.2	Boolean, Byte, <b>Word</b> , Short, Float	Read/Write
PID.8.Dc.2	Boolean, Byte, <b>Word</b> , Short, Float	Read/Write
PID.8.DR.2	<b>Boolean</b>	Read/Write
PID.8.H.2	Boolean, Byte, <b>Word</b> , Short, Float	Read/Write
PID.8.Hc.2	Boolean, Byte, <b>Word</b> , Short, Float	Read/Write
PID.8.I.2	Boolean, Byte, <b>Word</b> , Short, Float	Read/Write
PID.8.Ic.2	Boolean, Byte, <b>Word</b> , Short, Float	Read/Write
PID.8.MR.2	Boolean, Byte, Word, Short, <b>Float</b>	Read/Write
PID.8.Oc.2	Boolean, Byte, <b>Word</b> , Short, Float	Read/Write
PID.8.OH.2	Boolean, Byte, Word, Short, <b>Float</b>	Read/Write
PID.8.OL.2	Boolean, Byte, Word, Short, <b>Float</b>	Read/Write
PID.8.P.2	Boolean, Byte, Word, Short, <b>Float</b>	Read/Write
PID.8.Pc.2	Boolean, Byte, <b>Word</b> , Short, Float	Read/Write
PID.8.PO.2	Boolean, Byte, Word, Short, <b>Float</b>	Read/Write



PID.8.SP.2	Boolean, Byte, Word, Short, <b>Float</b>	Read/Write
PID.RDV.2	Boolean, Byte, <b>Word</b> , Short, Float	Read/Write
PID.RDV.1	Boolean, Byte, <b>Word</b> , Short, Float	Read/Write
PID.RHY.2	Boolean, Byte, <b>Word</b> , Short, Float	Read/Write

### Error Status Addressing for UT520/UT550

The driver supports the following Error Status addresses for UT520/UT550. The default data type for each address type is shown in **bold**.

**Note:** The driver supports bit access to the following Error Status addresses. For more information, refer to [Bit Addressing](#).

Address Format	Data Types	Access
ERR.AD1BO.st	Boolean, Byte, <b>Word</b> , Short, Float	Read Only
ERR.AD1ERR.st	Boolean, Byte, <b>Word</b> , Short, Float	Read Only
ERR.AD3BO.st	Boolean, Byte, <b>Word</b> , Short, Float	Read Only
ERR.AD3ERR.st	Boolean, Byte, <b>Word</b> , Short, Float	Read Only
ERR.AT1ERR.st	Boolean, Byte, <b>Word</b> , Short, Float	Read Only
ERR.AT2ERR.st	Boolean, Byte, <b>Word</b> , Short, Float	Read Only
ERR.C.RSP1ADC.st	Boolean, Byte, <b>Word</b> , Short, Float	Read Only
ERR.C.RSP1BO.st	Boolean, Byte, <b>Word</b> , Short, Float	Read Only
ERR.C.RSP2ADC.st	Boolean, Byte, <b>Word</b> , Short, Float	Read Only
ERR.C.RSP2BO.st	Boolean, Byte, <b>Word</b> , Short, Float	Read Only
ERR.CALB.E.st	Boolean, Byte, <b>Word</b> , Short, Float	Read Only
ERR.EEP.E.st	Boolean, Byte, <b>Word</b> , Short, Float	Read Only
ERR.MODE.E.st	Boolean, Byte, <b>Word</b> , Short, Float	Read Only
ERR.PARA.E.st	Boolean, Byte, <b>Word</b> , Short, Float	Read Only
ERR.PV1+over.st	Boolean, Byte, <b>Word</b> , Short, Float	Read Only
ERR.PV1ADC.st	Boolean, Byte, <b>Word</b> , Short, Float	Read Only
ERR.PV1BO.st	Boolean, Byte, <b>Word</b> , Short, Float	Read Only
ERR.PV1-over.st	Boolean, Byte, <b>Word</b> , Short, Float	Read Only
ERR.PV2+over.st	Boolean, Byte, <b>Word</b> , Short, Float	Read Only
ERR.PV2ADC.st	Boolean, Byte, <b>Word</b> , Short, Float	Read Only
ERR.PV2BO.st	Boolean, Byte, <b>Word</b> , Short, Float	Read Only
ERR.PV2-over.st	Boolean, Byte, <b>Word</b> , Short, Float	Read Only
ERR.RANGE.st	Boolean, Byte, <b>Word</b> , Short, Float	Read Only
ERR.RJC1ERR.st	Boolean, Byte, <b>Word</b> , Short, Float	Read Only
ERR.RJC2ERR.st	Boolean, Byte, <b>Word</b> , Short, Float	Read Only
ERR.RSP1ADC.st	Boolean, Byte, <b>Word</b> , Short, Float	Read Only
ERR.RSP1BO.st	Boolean, Byte, <b>Word</b> , Short, Float	Read Only
ERR.RSP2ADC.st	Boolean, Byte, <b>Word</b> , Short, Float	Read Only
ERR.RSP2BO.st	Boolean, Byte, <b>Word</b> , Short, Float	Read Only
ERR.SETUP.st	Boolean, Byte, <b>Word</b> , Short, Float	Read Only
ERR.SYSTEM.E.st	Boolean, Byte, <b>Word</b> , Short, Float	Read Only
ERR.USER.E.st	Boolean, Byte, <b>Word</b> , Short, Float	Read Only
ERR.UTMD.st	Boolean, Byte, <b>Word</b> , Short, Float	Read Only
ERR.VLV.ATERR.st	Boolean, Byte, <b>Word</b> , Short, Float	Read Only
ERR.VLV.BOUT.st	Boolean, Byte, <b>Word</b> , Short, Float	Read Only

### Bit Addressing

The addressing format for bit accessing is ERR.<address name>.st:0-15. For example, ERR.AD1ERR.st:0, ERR.AD1ERR.st:1 etc.

### Status Addressing for UT520/UT550

The driver supports Boolean status addresses for UT520/UT550.

Address Format	Data Types	Access
MODEL	String	Read Only
STATUS.ALO11.st	Boolean	Read Only
STATUS.ALO12.st	Boolean	Read Only
STATUS.ALO13.st	Boolean	Read Only
STATUS.ALO14.st	Boolean	Read Only
STATUS.ALO21.st	Boolean	Read Only
STATUS.ALO22.st	Boolean	Read Only
STATUS.ALO23.st	Boolean	Read Only
STATUS.ALO24.st	Boolean	Read Only
STATUS.AT1.st	Boolean	Read Only
STATUS.AT2.st	Boolean	Read Only
STATUS.AUT.st	Boolean	Read Only
STATUS.AUTMAN.st	Boolean	Read Only
STATUS.AUTMAN2.st	Boolean	Read Only
STATUS.CAS.st	Boolean	Read Only
STATUS.CSPNO.0.st	Boolean	Read Only
STATUS.DEV1-.st	Boolean	Read Only
STATUS.DEV1+.st	Boolean	Read Only
STATUS.DEV1Z.st	Boolean	Read Only
STATUS.DEV2-.st	Boolean	Read Only
STATUS.DEV2+.st	Boolean	Read Only
STATUS.DEV2Z.st	Boolean	Read Only
STATUS.DI1.st	Boolean	Read Only
STATUS.DI2.st	Boolean	Read Only
STATUS.DI3.st	Boolean	Read Only
STATUS.DI4.st	Boolean	Read Only
STATUS.DI5.st	Boolean	Read Only
STATUS.DI6.st	Boolean	Read Only
STATUS.DI7.st	Boolean	Read Only
STATUS.DI8.st	Boolean	Read Only
STATUS.LP2.st	Boolean	Read Only
STATUS.MAN.st	Boolean	Read Only
STATUS.PIDNO1.0.st	Boolean	Read Only
STATUS.PIDNO1.1.st	Boolean	Read Only
STATUS.PIDNO1.2.st	Boolean	Read Only
STATUS.PIDNO2.0.st	Boolean	Read Only
STATUS.PON.st	Boolean	Read Only
STATUS.PV2.st	Boolean	Read Only
STATUS.REMLCL1.st	Boolean	Read Only
STATUS.REMLCL2.st	Boolean	Read Only
STATUS.RUNSTOP.st	Boolean	Read Only
STATUS.TIM.10S.st	Boolean	Read Only
STATUS.TIM.1M.st	Boolean	Read Only
STATUS.TIM.1S.st	Boolean	Read Only
STATUS.TIM.5S.st	Boolean	Read Only
STATUS.V.GUE.st	Boolean	Read Only
ALRMST.ALM11.st	Boolean	Read Only
ALRMST.ALM12.st	Boolean	Read Only
ALRMST.ALM13.st	Boolean	Read Only
ALRMST.ALM14.st	Boolean	Read Only
ALRMST.ALM21.st	Boolean	Read Only
ALRMST.ALM22.st	Boolean	Read Only
ALRMST.ALM23.st	Boolean	Read Only
ALRMST.ALM24.st	Boolean	Read Only

ALRMST.OR1.st	Boolean	Read Only
ALRMST.OR2.st	Boolean	Read Only
OFFSTATUS.A/M1.off	Boolean	Read Only
OFFSTATUS.A/M2.off	Boolean	Read Only
OFFSTATUS.AD1BO.off	Boolean	Read Only
OFFSTATUS.AD1ERR.off	Boolean	Read Only
OFFSTATUS.AD2BO.off	Boolean	Read Only
OFFSTATUS.AD2ERR.off	Boolean	Read Only
OFFSTATUS.AD3BO.off	Boolean	Read Only
OFFSTATUS.AD3ERR.off	Boolean	Read Only
OFFSTATUS.ALM11.off	Boolean	Read Only
OFFSTATUS.ALM12.off	Boolean	Read Only
OFFSTATUS.ALM13.off	Boolean	Read Only
OFFSTATUS.ALM14.off	Boolean	Read Only
OFFSTATUS.ALM21.off	Boolean	Read Only
OFFSTATUS.ALM22.off	Boolean	Read Only
OFFSTATUS.ALM23.off	Boolean	Read Only
OFFSTATUS.ALM24.off	Boolean	Read Only
OFFSTATUS.AT1.off	Boolean	Read Only
OFFSTATUS.AT1ERR.off	Boolean	Read Only
OFFSTATUS.AT2.off	Boolean	Read Only
OFFSTATUS.AT2ERR.off	Boolean	Read Only
OFFSTATUS.AUT.off	Boolean	Read Only
OFFSTATUS.C.RSP1ADC.off	Boolean	Read Only
OFFSTATUS.C.RSP1BO.off	Boolean	Read Only
OFFSTATUS.C.RSP2ADC.off	Boolean	Read Only
OFFSTATUS.C.RSP2BO.off	Boolean	Read Only
OFFSTATUS.CALB.E.off	Boolean	Read Only
OFFSTATUS.CAS.off	Boolean	Read Only
OFFSTATUS.DI1.off	Boolean	Read Only
OFFSTATUS.DI2.off	Boolean	Read Only
OFFSTATUS.DI3.off	Boolean	Read Only
OFFSTATUS.DI4.off	Boolean	Read Only
OFFSTATUS.DI5.off	Boolean	Read Only
OFFSTATUS.DI6.off	Boolean	Read Only
OFFSTATUS.DI7.off	Boolean	Read Only
OFFSTATUS.DI8.off	Boolean	Read Only
OFFSTATUS.EEP.E.off	Boolean	Read Only
OFFSTATUS.MAN.off	Boolean	Read Only
OFFSTATUS.MODE.E.off	Boolean	Read Only
OFFSTATUS.OR1.off	Boolean	Read Only
OFFSTATUS.OR2.off	Boolean	Read Only
OFFSTATUS.PARA.E.off	Boolean	Read Only
OFFSTATUS.PV1+over.off	Boolean	Read Only
OFFSTATUS.PV1ADC.off	Boolean	Read Only
OFFSTATUS.PV1BO.off	Boolean	Read Only
OFFSTATUS.PV1-over.off	Boolean	Read Only
OFFSTATUS.PV2+over.off	Boolean	Read Only
OFFSTATUS.PV2ADC.off	Boolean	Read Only
OFFSTATUS.PV2BO.off	Boolean	Read Only
OFFSTATUS.PV2-over.off	Boolean	Read Only
OFFSTATUS.R/L.off	Boolean	Read Only
OFFSTATUS.R/L2.off	Boolean	Read Only
OFFSTATUS.R/S.off	Boolean	Read Only
OFFSTATUS.RANGE.off	Boolean	Read Only

OFFSTATUS.RJC1ERR.off	Boolean	Read Only
OFFSTATUS.RJC2ERR.off	Boolean	Read Only
OFFSTATUS.RSP1ADC.off	Boolean	Read Only
OFFSTATUS.RSP1BO.off	Boolean	Read Only
OFFSTATUS.RSP2ADC.off	Boolean	Read Only
OFFSTATUS.RSP2BO.off	Boolean	Read Only
OFFSTATUS.SETUP.off	Boolean	Read Only
OFFSTATUS.SYSTEM.E.off	Boolean	Read Only
OFFSTATUS.USER.E.off	Boolean	Read Only
OFFSTATUS.UTMD.off	Boolean	Read Only
OFFSTATUS.VLV.ATERR.off	Boolean	Read Only
OFFSTATUS.VLV.BOUT.off	Boolean	Read Only
ONSTATUS.A/M1.on	Boolean	Read Only
ONSTATUS.A/M2.on	Boolean	Read Only
ONSTATUS.AD1BO.on	Boolean	Read Only
ONSTATUS.AD1ERR.on	Boolean	Read Only
ONSTATUS.AD3BO.on	Boolean	Read Only
ONSTATUS.AD3ERR.on	Boolean	Read Only
ONSTATUS.ALM11.on	Boolean	Read Only
ONSTATUS.ALM12.on	Boolean	Read Only
ONSTATUS.ALM13.on	Boolean	Read Only
ONSTATUS.ALM14.on	Boolean	Read Only
ONSTATUS.ALM21.on	Boolean	Read Only
ONSTATUS.ALM22.on	Boolean	Read Only
ONSTATUS.ALM23.on	Boolean	Read Only
ONSTATUS.ALM24.on	Boolean	Read Only
ONSTATUS.AT1.on	Boolean	Read Only
ONSTATUS.AT1ERR.on	Boolean	Read Only
ONSTATUS.AT2.on	Boolean	Read Only
ONSTATUS.AT2ERR.on	Boolean	Read Only
ONSTATUS.AUT.on	Boolean	Read Only
ONSTATUS.C.RSP1ADC.on	Boolean	Read Only
ONSTATUS.C.RSP1BO.on	Boolean	Read Only
ONSTATUS.C.RSP2ADC.on	Boolean	Read Only
ONSTATUS.C.RSP2BO.on	Boolean	Read Only
ONSTATUS.CALB.E.on	Boolean	Read Only
ONSTATUS.CAS.on	Boolean	Read Only
ONSTATUS.DI1.on	Boolean	Read Only
ONSTATUS.DI2.on	Boolean	Read Only
ONSTATUS.DI3.on	Boolean	Read Only
ONSTATUS.DI4.on	Boolean	Read Only
ONSTATUS.DI5.on	Boolean	Read Only
ONSTATUS.DI6.on	Boolean	Read Only
ONSTATUS.DI7.on	Boolean	Read Only
ONSTATUS.DI8.on	Boolean	Read Only
ONSTATUS.EEP.E.on	Boolean	Read Only
ONSTATUS.MAN.on	Boolean	Read Only
ONSTATUS.MODE.E.on	Boolean	Read Only
ONSTATUS.OR1.on	Boolean	Read Only
ONSTATUS.OR2.on	Boolean	Read Only
ONSTATUS.PARA.E.on	Boolean	Read Only
ONSTATUS.PV1+over.on	Boolean	Read Only
ONSTATUS.PV1ADC.on	Boolean	Read Only
ONSTATUS.PV1BO.on	Boolean	Read Only
ONSTATUS.PV1-over.on	Boolean	Read Only

ONSTATUS.PV2+over.on	Boolean	Read Only
ONSTATUS.PV2ADC.on	Boolean	Read Only
ONSTATUS.PV2BO.on	Boolean	Read Only
ONSTATUS.PV2-over.on	Boolean	Read Only
ONSTATUS.R/L.on	Boolean	Read Only
ONSTATUS.R/L2.on	Boolean	Read Only
ONSTATUS.RANGE.on	Boolean	Read Only
ONSTATUS.RDI203.on	Boolean	Read Only
ONSTATUS.RJC1ERR.on	Boolean	Read Only
ONSTATUS.RJC2ERR.on	Boolean	Read Only
ONSTATUS.RS.on	Boolean	Read Only
ONSTATUS.RSP1ADC.on	Boolean	Read Only
ONSTATUS.RSP1BO.on	Boolean	Read Only
ONSTATUS.RSP2ADC.on	Boolean	Read Only
ONSTATUS.RSP2BO.on	Boolean	Read Only
ONSTATUS.SETUP.on	Boolean	Read Only
ONSTATUS.SYSTEM.E.on	Boolean	Read Only
ONSTATUS.USER.E.on	Boolean	Read Only
ONSTATUS.UTMD.on	Boolean	Read Only
ONSTATUS.VLV.ATERR.on	Boolean	Read Only
ONSTATUS.VLV.BOUT.on	Boolean	Read Only
STATUS.CSPNO.1.st	Boolean	Read Only
STATUS.PIDNO2.1.st	Boolean	Read Only
STATUS.CSPNO.2.st	Boolean	Read Only
STATUS.PIDNO2.2.st	Boolean	Read Only
STATUS.CSPNO.3.st	Boolean	Read Only
STATUS.PIDNO1.3.st	Boolean	Read Only
STATUS.PIDNO2.3.st	Boolean	Read Only

### Process Parameters Addressing for UT520/UT550

The driver supports the following Process parameters addresses for UT520/UT550. The default data type for each address type is shown in **bold**.

Address Format	Data Types	Access
PROCESS.ADERROR	Boolean, Byte, <b>Word</b> , Short, Float	Read Only
PROCESS.ALM	Boolean, Byte, <b>Word</b> , Short, Float	Read Only
PROCESS.ALOSTS	Boolean, Byte, <b>Word</b> , Short, Float	Read Only
PROCESS.CSPNO	Boolean, Byte, <b>Word</b> , Short, Float	Read Only
PROCESS.DISP1	Boolean, Byte, <b>Word</b> , Short, Float	Read Only
PROCESS.DISP2	Boolean, Byte, <b>Word</b> , Short, Float	Read Only
PROCESS.DISTS	Boolean, Byte, <b>Word</b> , Short, Float	Read Only
PROCESS.ERROR.1	Boolean, Byte, <b>Word</b> , Short, Float	Read Only
PROCESS.PARAERR	Boolean, Byte, <b>Word</b> , Short, Float	Read Only
PROCESS.RDISTS	Boolean, Byte, <b>Word</b> , Short, Float	Read Only
PROCESS.SMEC	Boolean, Byte, <b>Word</b> , Short, Float	Read Only
PROCESS.TIM1	Boolean, Byte, <b>Word</b> , Short, Float	Read Only
PROCESS.TIM2	Boolean, Byte, <b>Word</b> , Short, Float	Read Only
PROCESS.COUT.1	Boolean, Byte, <b>Word</b> , Short, Float	Read Only
PROCESS.CSP.1	Boolean, Byte, Word, <b>Short</b> , Float	Read Only
PROCESS.DEV.1	Boolean, Byte, <b>Word</b> , Short, Float	Read Only
PROCESS.HOUT.1	Boolean, Byte, <b>Word</b> , Short, Float	Read Only
PROCESS.MOD.1	Boolean, Byte, <b>Word</b> , Short, Float	Read Only
PROCESS.OR.1	Boolean, Byte, <b>Word</b> , Short, Float	Read Only
PROCESS.OUT.1	Boolean, Byte, Word, Short, <b>Float</b>	Read Only
PROCESS.PIDNO.1	Boolean, Byte, <b>Word</b> , Short, Float	Read Only

PROCESS.PV.1	Boolean, Byte, Word, <b>Short, Float</b>	Read Only
PROCESS.COUT.2	Boolean, Byte, <b>Word</b> , Short, Float	Read Only
PROCESS.CSP.2	Boolean, Byte, <b>Word</b> , Short, Float	Read Only
PROCESS.DEV.2	Boolean, Byte, <b>Word</b> , Short, Float	Read Only
PROCESS.ERROR.2	Boolean, Byte, <b>Word</b> , Short, Float	Read Only
PROCESS.HOUT.2	Boolean, Byte, <b>Word</b> , Short, Float	Read Only
PROCESS.MOD.2	Boolean, Byte, <b>Word</b> , Short, Float	Read Only
PROCESS.OR.2	Boolean, Byte, <b>Word</b> , Short, Float	Read Only
PROCESS.OUT.2	Boolean, Byte, Word, Short, <b>Float</b>	Read Only
PROCESS.PIDNO.2	Boolean, Byte, <b>Word</b> , Short, Float	Read Only
PROCESS.PV.2	Boolean, Byte, Word, <b>Short</b> , Float	Read Only

### Absolute Address Mapping (D0001-D0300) for UT550/UT520

Register to Tag Address Mapping for registers D0001-D0300 are shown below.

**Note:** Registers missing in the given range are either not applicable for this device model or are not supported.

Register Address	Tag Address
D0001	PROCESS.ADERROR
D0002	PROCESS.ERROR.1
D0003	PROCESS.PV.1
D0004	PROCESS.CSP.1
D0005	PROCESS.OUT.1
D0006	PROCESS.HOUT.1
D0007	PROCESS.COUT.1
D0008	PROCESS.MOD.1
D0009	PROCESS.PIDNO.1
D0010	PROCESS.CSPNO
D0011	PROCESS.ALM
D0018	PROCESS.ERROR.2
D0019	PROCESS.PV.2
D0020	PROCESS.CSP.2
D0021	PROCESS.OUT.2
D0022	PROCESS.HOUT.2
D0023	PROCESS.COUT.2
D0024	PROCESS.MOD.2
D0025	PROCESS.PIDNO.2
D0026	PROCESS.DEV.1
D0027	PROCESS.OR.1
D0030	PROCESS.DEV.2
D0031	PROCESS.OR.2
D0032	PROCESS.SMEC
D0033	PROCESS.DISTS
D0034	PROCESS.RDISTS
D0035	PROCESS.PARAERR
D0036	PROCESS.ALOSTS
D0037	PROCESS.TIM1
D0038	PROCESS.TIM2
D0039	PROCESS.DISP1
D0040	PROCESS.DISP2
D0201	OPMODE.A/M1
D0202	OPMODE.A/M2
D0203	OPMODE.R/L1
D0204	OPMODE.R/L2
D0205	OPMODE.OP_S/R

D0206	OPMODE.C.A.M
D0207	OPMODE.SPN
D0215	OPMODE.C.RSP.1
D0216	OPMODE.C.RSP.2
D0217	OPMODE.MOUT.1
D0218	OPMODE.MOUTc.1
D0219	OPMODE.MOUT.2
D0220	OPMODE.MOUTc.2
D0241	OPREL.AT.1
D0242	OPREL.SC.1
D0243	OPREL.BS.1
D0244	OPREL.FL.1
D0245	OPREL.UPR.1
D0246	OPREL.DNR.1
D0247	OPREL.RT.1
D0248	OPREL.RBS.1
D0249	OPREL.RFL.1
D0250	OPREL.ORB.1
D0251	OPREL.ORH.1
D0252	OPREL.ORL.1
D0271	OPREL.AT.2
D0272	OPREL.SC.2
D0273	OPREL.BS.2
D0274	OPREL.FL.2
D0275	OPREL.UPR.2
D0276	OPREL.DNR.2
D0277	OPREL.RT.2
D0278	OPREL.RBS.2
D0279	OPREL.RFL.2
D0280	OPREL.ORB.2
D0281	OPREL.ORH.2
D0282	OPREL.ORL.2

### Absolute Address Mapping (D0301-D0700) for UT550/UT520

Register to Tag Address Mapping for registers D0301-D0700 are shown below.

**Note:** Registers missing in the given range are either not applicable for this device model or are not supported.

Register Address	Tag Address
D0301	PID.1.SP.1
D0302	PID.1.A1.1
D0303	PID.1.A2.1
D0304	PID.1.A3.1
D0305	PID.1.A4.1
D0306	PID.1.P.1
D0307	PID.1.I.1
D0308	PID.1.D.1
D0309	PID.1.OH.1
D0310	PID.1.OL.1
D0311	PID.1.MR.1
D0312	PID.1.H.1
D0313	PID.1.DR.1
D0314	PID.1.Pc.1
D0315	PID.1.Ic.1
D0316	PID.1.Dc.1

D0317	PID.1.Hc.1
D0318	PID.1.DB.1
D0319	PID.1.RP.1
D0320	PID.1.PO.1
D0321	PID.1.Oc.1
D0326	PID.2.SP.1
D0327	PID.2.A1.1
D0328	PID.2.A2.1
D0329	PID.2.A3.1
D0330	PID.2.A4.1
D0331	PID.2.P.1
D0332	PID.2.I.1
D0333	PID.2.D.1
D0334	PID.2.OH.1
D0335	PID.2.OL.1
D0336	PID.2.MR.1
D0337	PID.2.H.1
D0338	PID.2.DR.1
D0339	PID.2.Pc.1
D0340	PID.2.Ic.1
D0341	PID.2.Dc.1
D0342	PID.2.Hc.1
D0343	PID.2.DB.1
D0344	PID.2.RP.1
D0345	PID.2.PO.1
D0346	PID.2.Oc.1
D0351	PID.3.SP.1
D0352	PID.3.A1.1
D0353	PID.3.A2.1
D0354	PID.3.A3.1
D0355	PID.3.A4.1
D0356	PID.3.P.1
D0357	PID.3.I.1
D0358	PID.3.D.1
D0359	PID.3.OH.1
D0360	PID.3.OL.1
D0361	PID.3.MR.1
D0362	PID.3.H.1
D0363	PID.3.DR.1
D0364	PID.3.Pc.1
D0365	PID.3.Ic.1
D0366	PID.3.Dc.1
D0367	PID.3.Hc.1
D0368	PID.3.DB.1
D0369	PID.3.RP.1
D0370	PID.3.PO.1
D0371	PID.3.Oc.1
D0376	PID.4.SP.1
D0377	PID.4.A1.1
D0378	PID.4.A2.1
D0379	PID.4.A3.1
D0380	PID.4.A4.1
D0381	PID.4.P.1
D0382	PID.4.I.1
D0383	PID.4.D.1



D0384	PID.4.OH.1
D0385	PID.4.OL.1
D0386	PID.4.MR.1
D0387	PID.4.H.1
D0388	PID.4.DR.1
D0389	PID.4.Pc.1
D0390	PID.4.Ic.1
D0391	PID.4.Dc.1
D0392	PID.4.Hc.1
D0393	PID.4.DB.1
D0394	PID.4.RP.1
D0395	PID.4.PO.1
D0396	PID.4.Oc.1
D0401	PID.5.SP.1
D0402	PID.5.A1.1
D0403	PID.5.A2.1
D0404	PID.5.A3.1
D0405	PID.5.A4.1
D0406	PID.5.P.1
D0407	PID.5.I.1
D0408	PID.5.D.1
D0409	PID.5.OH.1
D0410	PID.5.OL.1
D0411	PID.5.MR.1
D0412	PID.5.H.1
D0413	PID.5.DR.1
D0414	PID.5.Pc.1
D0415	PID.5.Ic.1
D0416	PID.5.Dc.1
D0417	PID.5.Hc.1
D0418	PID.5.DB.1
D0419	PID.5.RP.1
D0420	PID.5.PO.1
D0421	PID.5.Oc.1
D0426	PID.6.SP.1
D0427	PID.6.A1.1
D0428	PID.6.A2.1
D0429	PID.6.A3.1
D0430	PID.6.A4.1
D0431	PID.6.P.1
D0432	PID.6.I.1
D0433	PID.6.D.1
D0434	PID.6.OH.1
D0435	PID.6.OL.1
D0436	PID.6.MR.1
D0437	PID.6.H.1
D0438	PID.6.DR.1
D0439	PID.6.Pc.1
D0440	PID.6.Ic.1
D0441	PID.6.Dc.1
D0442	PID.6.Hc.1
D0443	PID.6.DB.1
D0444	PID.6.RP.1
D0445	PID.6.PO.1
D0446	PID.6.Oc.1

D0451	PID.7.SP.1
D0452	PID.7.A1.1
D0453	PID.7.A2.1
D0454	PID.7.A3.1
D0455	PID.7.A4.1
D0456	PID.7.P.1
D0457	PID.7.I.1
D0458	PID.7.D.1
D0459	PID.7.OH.1
D0460	PID.7.OL.1
D0461	PID.7.MR.1
D0462	PID.7.H.1
D0463	PID.7.DR.1
D0464	PID.7.Pc.1
D0465	PID.7.Ic.1
D0466	PID.7.Dc.1
D0467	PID.7.Hc.1
D0468	PID.7.DB.1
D0469	PID.RHY.1
D0470	PID.7.PO.1
D0471	PID.7.Oc.1
D0476	PID.8.SP.1
D0477	PID.8.A1.1
D0478	PID.8.A2.1
D0479	PID.8.A3.1
D0480	PID.8.A4.1
D0481	PID.8.P.1
D0482	PID.8.I.1
D0483	PID.8.D.1
D0484	PID.8.OH.1
D0485	PID.8.OL.1
D0486	PID.8.MR.1
D0487	PID.8.H.1
D0488	PID.8.DR.1
D0489	PID.8.Pc.1
D0490	PID.8.Ic.1
D0491	PID.8.Dc.1
D0492	PID.8.Hc.1
D0493	PID.8.DB.1
D0494	PID.RDV.1
D0495	PID.8.PO.1
D0496	PID.8.Oc.1
D0501	PID.1.SP.2
D0502	PID.1.A1.2
D0503	PID.1.A2.2
D0504	PID.1.A3.2
D0505	PID.1.A4.2
D0506	PID.1.P.2
D0507	PID.1.I.2
D0508	PID.1.D.2
D0509	PID.1.OH.2
D0510	PID.1.OL.2
D0511	PID.1.MR.2
D0512	PID.1.H.2
D0513	PID.1.DR.2

D0514	PID.1.Pc.2
D0515	PID.1.Ic.2
D0516	PID.1.Dc.2
D0517	PID.1.Hc.2
D0518	PID.1.DB.2
D0519	PID.1.RP.2
D0520	PID.1.PO.2
D0521	PID.1.Oc.2
D0526	PID.2.SP.2
D0527	PID.2.A1.2
D0528	PID.2.A2.2
D0529	PID.2.A3.2
D0530	PID.2.A4.2
D0531	PID.2.P.2
D0532	PID.2.I.2
D0533	PID.2.D.2
D0534	PID.2.OH.2
D0535	PID.2.OL.2
D0536	PID.2.MR.2
D0537	PID.2.H.2
D0538	PID.2.DR.2
D0539	PID.2.Pc.2
D0540	PID.2.Ic.2
D0541	PID.2.Dc.2
D0542	PID.2.Hc.2
D0543	PID.2.DB.2
D0544	PID.2.RP.2
D0545	PID.2.PO.2
D0546	PID.2.Oc.2
D0551	PID.3.SP.2
D0552	PID.3.A1.2
D0553	PID.3.A2.2
D0554	PID.3.A3.2
D0555	PID.3.A4.2
D0556	PID.3.P.2
D0557	PID.3.I.2
D0558	PID.3.D.2
D0559	PID.3.OH.2
D0560	PID.3.OL.2
D0561	PID.3.MR.2
D0562	PID.3.H.2
D0563	PID.3.DR.2
D0564	PID.3.Pc.2
D0565	PID.3.Ic.2
D0566	PID.3.Dc.2
D0567	PID.3.Hc.2
D0568	PID.3.DB.2
D0569	PID.3.RP.2
D0570	PID.3.PO.2
D0571	PID.3.Oc.2
D0576	PID.4.SP.2
D0577	PID.4.A1.2
D0578	PID.4.A2.2
D0579	PID.4.A3.2
D0580	PID.4.A4.2

D0581	PID.4.P.2
D0582	PID.4.I.2
D0583	PID.4.D.2
D0584	PID.4.OH.2
D0585	PID.4.OL.2
D0586	PID.4.MR.2
D0587	PID.4.H.2
D0588	PID.4.DR.2
D0589	PID.4.Pc.2
D0590	PID.4.Ic.2
D0591	PID.4.Dc.2
D0592	PID.4.Hc.2
D0593	PID.4.DB.2
D0594	PID.4.RP.2
D0595	PID.4.PO.2
D0596	PID.4.Oc.2
D0601	PID.5.SP.2
D0602	PID.5.A1.2
D0603	PID.5.A2.2
D0604	PID.5.A3.2
D0605	PID.5.A4.2
D0606	PID.5.P.2
D0607	PID.5.I.2
D0608	PID.5.D.2
D0609	PID.5.OH.2
D0610	PID.5.OL.2
D0611	PID.5.MR.2
D0612	PID.5.H.2
D0613	PID.5.DR.2
D0614	PID.5.Pc.2
D0615	PID.5.Ic.2
D0616	PID.5.Dc.2
D0617	PID.5.Hc.2
D0618	PID.5.DB.2
D0619	PID.5.RP.2
D0620	PID.5.PO.2
D0621	PID.5.Oc.2
D0626	PID.6.SP.2
D0627	PID.6.A1.2
D0628	PID.6.A2.2
D0629	PID.6.A3.2
D0630	PID.6.A4.2
D0631	PID.6.P.2
D0632	PID.6.I.2
D0633	PID.6.D.2
D0634	PID.6.OH.2
D0635	PID.6.OL.2
D0636	PID.6.MR.2
D0637	PID.6.H.2
D0638	PID.6.DR.2
D0639	PID.6.Pc.2
D0640	PID.6.Ic.2
D0641	PID.6.Dc.2
D0642	PID.6.Hc.2
D0643	PID.6.DB.2

D0644	PID.6.RP.2
D0645	PID.6.PO.2
D0646	PID.6.Oc.2
D0651	PID.7.SP.2
D0652	PID.7.A1.2
D0653	PID.7.A2.2
D0654	PID.7.A3.2
D0655	PID.7.A4.2
D0656	PID.7.P.2
D0657	PID.7.I.2
D0658	PID.7.D.2
D0659	PID.7.OH.2
D0660	PID.7.OL.2
D0661	PID.7.MR.2
D0662	PID.7.H.2
D0663	PID.7.DR.2
D0664	PID.7.Pc.2
D0665	PID.7.Ic.2
D0666	PID.7.Dc.2
D0667	PID.7.Hc.2
D0668	PID.7.DB.2
D0669	PID.RHY.2
D0670	PID.7.PO.2
D0671	PID.7.Oc.2
D0676	PID.8.SP.2
D0677	PID.8.A1.2
D0678	PID.8.A2.2
D0679	PID.8.A3.2
D0680	PID.8.A4.2
D0681	PID.8.P.2
D0682	PID.8.I.2
D0683	PID.8.D.2
D0684	PID.8.OH.2
D0685	PID.8.OL.2
D0686	PID.8.MR.2
D0687	PID.8.H.2
D0688	PID.8.DR.2
D0689	PID.8.Pc.2
D0690	PID.8.Ic.2
D0691	PID.8.Dc.2
D0692	PID.8.Hc.2
D0693	PID.8.DB.2
D0694	PID.RDV.2
D0695	PID.8.PO.2
D0696	PID.8.Oc.2

### **Absolute Address Mapping (D0701-D1100) for UT550/UT520**

Register to Tag Address Mapping for registers D0701-D1100 are shown below.

**Note:** Registers missing in the given range are either not applicable for this device model or are not supported.

Register Address	Tag Address
D0701	LINEARIZER.U1
D0702	LINEARIZER.U2
D0703	LINEARIZER.U3

D0726	LINEARIZER.1.A1
D0727	LINEARIZER.1.B1
D0728	LINEARIZER.1.A2
D0729	LINEARIZER.1.B2
D0730	LINEARIZER.1.A3
D0731	LINEARIZER.1.B3
D0732	LINEARIZER.1.A4
D0733	LINEARIZER.1.B4
D0734	LINEARIZER.1.A5
D0735	LINEARIZER.1.B5
D0736	LINEARIZER.1.A6
D0737	LINEARIZER.1.B6
D0738	LINEARIZER.1.A7
D0739	LINEARIZER.1.B7
D0740	LINEARIZER.1.A8
D0741	LINEARIZER.1.B8
D0742	LINEARIZER.1.A9
D0743	LINEARIZER.1.B9
D0744	LINEARIZER.1.A10
D0745	LINEARIZER.1.B10
D0746	LINEARIZER.1.A11
D0747	LINEARIZER.1.B11
D0748	LINEARIZER.1.PMD
D0751	LINEARIZER.2.A1
D0752	LINEARIZER.2.B1
D0753	LINEARIZER.2.A2
D0754	LINEARIZER.2.B2
D0755	LINEARIZER.2.A3
D0756	LINEARIZER.2.B3
D0757	LINEARIZER.2.A4
D0758	LINEARIZER.2.B4
D0759	LINEARIZER.2.A5
D0760	LINEARIZER.2.B5
D0761	LINEARIZER.2.A6
D0762	LINEARIZER.2.B6
D0763	LINEARIZER.2.A7
D0764	LINEARIZER.2.B7
D0765	LINEARIZER.2.A8
D0766	LINEARIZER.2.B8
D0767	LINEARIZER.2.A9
D0768	LINEARIZER.2.B9
D0769	LINEARIZER.2.A10
D0770	LINEARIZER.2.B10
D0771	LINEARIZER.2.A11
D0772	LINEARIZER.2.B11
D0773	LINEARIZER.2.PMD
D0901	CTRLPARAM.RMS.1
D0902	CTRLPARAM.SPT.1
D0903	CTRLPARAM.PVT.1
D0904	CTRLPARAM.TMU.1
D0915	CTRLPARAM.AL1.1
D0916	CTRLPARAM.AL2.1
D0917	CTRLPARAM.AL3.1
D0918	CTRLPARAM.AL4.1
D0919	CTRLPARAM.HY1.1

D0920	CTRLPARAM.HY2.1
D0921	CTRLPARAM.HY3.1
D0922	CTRLPARAM.HY4.1
D0923	CTRLPARAM.AMD.1
D0926	CTRLPARAM.OPR.1
D0927	CTRLPARAM.MOD.1
D0928	CTRLPARAM.AR.1
D0929	CTRLPARAM.ZON
D0930	CTRLPARAM.R.MD
D0931	CTRLPARAM.R.TM
D0933	CTRLPARAM.SPH.1
D0934	CTRLPARAM.SPL.1
D0935	CTRLPARAM.DY1.1
D0936	CTRLPARAM.DY2.1
D0937	CTRLPARAM.DY3.1
D0938	CTRLPARAM.DY4.1
D0940	CTRLPARAM.GRP
D0941	CTRLPARAM.RMS.2
D0942	CTRLPARAM.SPT.2
D0943	CTRLPARAM.PVT.2
D0944	CTRLPARAM.TMU.2
D0955	CTRLPARAM.AL1.2
D0956	CTRLPARAM.AL2.2
D0957	CTRLPARAM.AL3.2
D0958	CTRLPARAM.AL4.2
D0959	CTRLPARAM.HY1.2
D0960	CTRLPARAM.HY2.2
D0961	CTRLPARAM.HY3.2
D0962	CTRLPARAM.HY4.2
D0963	CTRLPARAM.AMD.2
D0966	CTRLPARAM.OPR.2
D0967	CTRLPARAM.MOD.2
D0968	CTRLPARAM.AR.2
D0973	CTRLPARAM.SPH.2
D0974	CTRLPARAM.SPL.2
D0975	CTRLPARAM.DY1.2
D0976	CTRLPARAM.DY2.2
D0977	CTRLPARAM.DY3.2
D0978	CTRLPARAM.DY4.2
D1001	LOOPPARAM.A.BS1
D1002	LOOPPARAM.A.FL1
D1003	LOOPPARAM.A.SR1
D1004	LOOPPARAM.A.LC1
D1005	LOOPPARAM.A.BS2
D1006	LOOPPARAM.A.FL2
D1007	LOOPPARAM.A.SR2
D1008	LOOPPARAM.A.LC2
D1009	LOOPPARAM.A.BS3
D1010	LOOPPARAM.A.FL3
D1011	LOOPPARAM.A.SR3
D1012	LOOPPARAM.A.LC3
D1013	LOOPPARAM.RET1
D1014	LOOPPARAM.RTH1
D1015	LOOPPARAM.RTL1
D1016	LOOPPARAM.RET2

D1017	LOOPPARAM.RTH2
D1018	LOOPPARAM.RTL2
D1019	LOOPPARAM.DVB1
D1020	LOOPPARAM.DVB2
D1021	LOOPPARAM.TSC1
D1022	LOOPPARAM.TSC2
D1023	LOOPPARAM.TTM
D1025	LOOPPARAM.A/M
D1028	LOOPPARAM.MODE
D1029	LOOPPARAM.PRG
D1030	LOOPPARAM.LP1
D1031	LOOPPARAM.LP2
D1032	LOOPPARAM.PID
D1033	LOOPPARAM.USR
D1034	LOOPPARAM.PYS1
D1035	LOOPPARAM.PYS2

### Absolute Address Mapping (D1101-D1300) for UT550/UT520

Register to Tag Address Mapping for registers D1101-D1300 are shown below.

**Note:** Registers missing in the given range are either not applicable for this device model or are not supported.

Register Address	Tag Address
D1101	CONFIG.C.S1
D1102	CONFIG.C.S2
D1103	CONFIG.C.S3
D1104	CONFIG.C.S4
D1105	CONFIG.C.S5
D1106	CONFIG.DO1
D1107	CONFIG.DO2
D1108	CONFIG.DO3
D1109	CONFIG.DO4
D1110	CONFIG.DO5
D1111	CONFIG.DO6
D1112	CONFIG.DO7
D1113	CONFIG.R151
D1114	CONFIG.R152
D1115	CONFIG.R153
D1116	CONFIG.R154
D1117	CONFIG.R155
D1118	CONFIG.R156
D1119	CONFIG.R157
D1120	CONFIG.R158
D1121	CONFIG.R251
D1122	CONFIG.R252
D1123	CONFIG.R253
D1124	CONFIG.R254
D1125	CONFIG.R255
D1126	CONFIG.R256
D1127	CONFIG.R257
D1128	CONFIG.R258
D1129	CONFIG.A/M.1
D1130	CONFIG.A/M.2
D1131	CONFIG.R/L.1
D1132	CONFIG.R/L.2



D1133	CONFIG.S/R
D1134	CONFIG.CAS
D1135	CONFIG.AUTO
D1136	CONFIG.MAN
D1137	CONFIG.SP.b0
D1138	CONFIG.SP.b1
D1139	CONFIG.SP.b2
D1140	CONFIG.SP.b3
D1141	CONFIG.DP1
D1142	CONFIG.DP2
D1143	CONFIG.MG1
D1144	CONFIG.MG2
D1145	CONFIG.MG3
D1146	CONFIG.MG4
D1170	CONFIG.PYA1
D1171	CONFIG.PYB1
D1172	CONFIG.PYA2
D1173	CONFIG.PYB2
D1201	CTRLMODE.IN1
D1202	CTRLMODE.UNI1
D1203	CTRLMODE.DP1
D1204	CTRLMODE.RH1
D1205	CTRLMODE.RL1
D1206	CTRLMODE.SDP1
D1207	CTRLMODE.SH1
D1208	CTRLMODE.SL1
D1209	CTRLMODE.BSL1
D1210	CTRLMODE.RJC1
D1211	CTRLMODE.IN2
D1212	CTRLMODE.UNI2
D1213	CTRLMODE.DP2
D1214	CTRLMODE.RH2
D1215	CTRLMODE.RL2
D1216	CTRLMODE.SDP2
D1217	CTRLMODE.SH2
D1218	CTRLMODE.SL2
D1219	CTRLMODE.BSL2
D1220	CTRLMODE.RJC2
D1221	CTRLMODE.IN3
D1222	CTRLMODE.UNI3
D1223	CTRLMODE.DP3
D1224	CTRLMODE.RH3
D1225	CTRLMODE.RL3
D1226	CTRLMODE.SDP3
D1227	CTRLMODE.SH3
D1228	CTRLMODE.SL3
D1229	CTRLMODE.BSL3
D1230	CTRLMODE.P.UNI1
D1231	CTRLMODE.P.DP1
D1232	CTRLMODE.P.RH1
D1233	CTRLMODE.P.RL1
D1234	CTRLMODE.P.UNI2
D1235	CTRLMODE.P.DP2
D1236	CTRLMODE.P.RH2
D1237	CTRLMODE.P.RL2

D1238	CTRLMODE.OT1
D1239	CTRLMODE.OT2
D1240	CTRLMODE.CT1
D1241	CTRLMODE.CT2
D1242	CTRLMODE.CTc1
D1243	CTRLMODE.CTc2
D1244	CTRLMODE.AO1
D1245	CTRLMODE.AO2
D1246	CTRLMODE.AO3
D1247	CTRLMODE.PSL1
D1248	CTRLMODE.BPS1
D1249	CTRLMODE.PRI1
D1250	CTRLMODE.STP1
D1251	CTRLMODE.DLN1
D1252	CTRLMODE.ADR1
D1253	CTRLMODE.RP.T1
D1254	CTRLMODE.PSL2
D1255	CTRLMODE.BPS2
D1256	CTRLMODE.PRI2
D1257	CTRLMODE.STP2
D1258	CTRLMODE.DLN2
D1259	CTRLMODE.ADR2
D1260	CTRLMODE.RP.T2
D1261	CTRLMODE.V.RS
D1262	CTRLMODE.V.L
D1263	CTRLMODE.V.H
D1264	CTRLMODE.TR.T
D1265	CTRLMODE.V.MOD
D1266	CTRLMODE.INIT
D1267	CTRLMODE.V.AT
D1268	CTRLMODE.A1H
D1269	CTRLMODE.A1L
D1270	CTRLMODE.A2H
D1271	CTRLMODE.A2L
D1272	CTRLMODE.A3H
D1273	CTRLMODE.A3L
D1280	CTRLMODE.UTM
D1281	CTRLMODE.SMP

### Absolute Address Mapping (I0001-I0701) for UT550/UT520

Register to Tag Address Mapping for registers I0001 -I0701 are shown below.

**Note:** Registers missing in the given range are either not applicable for this device model or are not supported.

Register Address	Tag Address
I0001	ERR.AD1ERR.st
I0003	ERR.AD3ERR.st
I0005	ERR.AD1BO.st
I0007	ERR.AD3BO.st
I0012	ERR.VLV.ATERR.st
I0013	ERR.VLV.BOUT.st
I0017	ERR.PV1ADC.st
I0018	ERR.PV1BO.st
I0019	ERR.RJC1ERR.st
I0021	ERR.PV1+over.st

I0022	ERR.PV1-over.st
I0025	ERR.RSP1ADC.st
I0026	ERR.RSP1BO.st
I0029	ERR.C.RSP1ADC.st
I0030	ERR.C.RSP1BO.st
I0031	ERR.AT1ERR.st
I0033	ERR.PV2ADC.st
I0034	ERR.PV2BO.st
I0035	ERR.RJC2ERR.st
I0037	ERR.PV2+over.st
I0038	ERR.PV2-over.st
I0041	ERR.RSP2ADC.st
I0042	ERR.RSP2BO.st
I0045	ERR.C.RSP2ADC.st
I0046	ERR.C.RSP2BO.st
I0047	ERR.AT2ERR.st
I0049	ERR.CALB.E.st
I0051	ERR.USER.E.st
I0053	ERR.UTMD.st
I0054	ERR.RANGE.st
I0055	ERR.SETUP.st
I0057	ERR.PARA.E.st
I0058	ERR.MODE.E.st
I0063	ERR.SYSTEM.E.st
I0065	L1MODE.AM1.st
I0066	L1MODE.RL.st
I0067	L1MODE.RS.st
I0069	L1MODE.CAS.st
I0070	L1MODE.AUT.st
I0071	L1MODE.MAN.st
I0079	L1MODE.AT1.st
I0081	L2MODE.A/M2.st
I0082	L2MODE.R/L2.st
I0095	L2MODE.AT2.st
I0097	ALRMST.ALM11.st
I0098	ALRMST.ALM12.st
I0099	ALRMST.ALM13.st
I0101	ALRMST.ALM14.st
I0102	ALRMST.OR1.st
I0105	ALRMST.ALM21.st
I0106	ALRMST.ALM22.st
I0107	ALRMST.ALM23.st
I0109	ALRMST.ALM24.st
I0110	ALRMST.OR2.st
I0161	STATUS.DI1.st
I0162	STATUS.DI2.st
I0163	STATUS.DI3.st
I0164	STATUS.DI4.st
I0165	STATUS.DI5.st
I0166	STATUS.DI6.st
I0167	STATUS.DI7.st
I0168	STATUS.DI8.st
I0193	ONSTATUS.AD1ERR.on
I0195	ONSTATUS.AD3ERR.on
I0197	ONSTATUS.AD1BO.on

I0199	ONSTATUS.AD3BO.on
I0204	ONSTATUS.VLV.ATERR.on
I0205	ONSTATUS.VLV.BOUT.on
I0209	ONSTATUS.PV1ADC.on
I0210	ONSTATUS.PV1BO.on
I0211	ONSTATUS.RJC1ERR.on
I0213	ONSTATUS.PV1+over.on
I0214	ONSTATUS.PV1-over.on
I0217	ONSTATUS.RSP1ADC.on
I0218	ONSTATUS.RSP1BO.on
I0221	ONSTATUS.C.RSP1ADC.on
I0222	ONSTATUS.C.RSP1BO.on
I0223	ONSTATUS.AT1ERR.on
I0225	ONSTATUS.PV2ADC.on
I0226	ONSTATUS.PV2BO.on
I0227	ONSTATUS.RJC2ERR.on
I0229	ONSTATUS.PV2+over.on
I0230	ONSTATUS.PV2-over.on
I0233	ONSTATUS.RSP2ADC.on
I0234	ONSTATUS.RSP2BO.on
I0237	ONSTATUS.C.RSP2ADC.on
I0238	ONSTATUS.C.RSP2BO.on
I0239	ONSTATUS.AT2ERR.on
I0241	ONSTATUS.CALB.E.on
I0243	ONSTATUS.USER.E.on
I0245	ONSTATUS.UTMD.on
I0246	ONSTATUS.RANGE.on
I0247	ONSTATUS.SETUP.on
I0249	ONSTATUS.PARA.E.on
I0250	ONSTATUS.MODE.E.on
I0253	ONSTATUS.EEP.E.on
I0255	ONSTATUS.SYSTEM.E.on
I0257	ONSTATUS.A/M1.on
I0258	ONSTATUS.R/L.on
I0259	ONSTATUS.RS.on
I0261	ONSTATUS.CAS.on
I0262	ONSTATUS.AUT.on
I0263	ONSTATUS.MAN.on
I0271	ONSTATUS.AT1.on
I0273	ONSTATUS.A/M2.on
I0274	ONSTATUS.R/L2.on
I0287	ONSTATUS.AT2.on
I0289	ONSTATUS.ALM11.on
I0290	ONSTATUS.ALM12.on
I0291	ONSTATUS.ALM13.on
I0293	ONSTATUS.ALM14.on
I0294	ONSTATUS.OR1.on
I0297	ONSTATUS.ALM21.on
I0298	ONSTATUS.ALM22.on
I0299	ONSTATUS.ALM23.on
I0301	ONSTATUS.ALM24.on
I0302	ONSTATUS.OR2.on
I0353	ONSTATUS.DI1.on
I0354	ONSTATUS.DI2.on
I0355	ONSTATUS.DI3.on

I0356	ONSTATUS.DI4.on
I0357	ONSTATUS.DI5.on
I0358	ONSTATUS.DI6.on
I0359	ONSTATUS.DI7.on
I0360	ONSTATUS.DI8.on
I0379	ONSTATUS.RDI203.on
I0385	OFFSTATUS.AD1ERR.off
I0386	OFFSTATUS.AD2ERR.off
I0387	OFFSTATUS.AD3ERR.off
I0389	OFFSTATUS.AD1BO.off
I0390	OFFSTATUS.AD2BO.off
I0391	OFFSTATUS.AD3BO.off
I0393	OFFSTATUS.RJC1ERR.off
I0394	OFFSTATUS.RJC2ERR.off
I0396	OFFSTATUS.VLV.ATERR.off
I0397	OFFSTATUS.VLV.BOUT.off
I0401	OFFSTATUS.PV1ADC.off
I0402	OFFSTATUS.PV1BO.off
I0405	OFFSTATUS.PV1+over.off
I0406	OFFSTATUS.PV1-over.off
I0409	OFFSTATUS.RSP1ADC.off
I0410	OFFSTATUS.RSP1BO.off
I0413	OFFSTATUS.C.RSP1ADC.off
I0414	OFFSTATUS.C.RSP1BO.off
I0415	OFFSTATUS.AT1ERR.off
I0417	OFFSTATUS.PV2ADC.off
I0418	OFFSTATUS.PV2BO.off
I0421	OFFSTATUS.PV2+over.off
I0422	OFFSTATUS.PV2-over.off
I0425	OFFSTATUS.RSP2ADC.off
I0426	OFFSTATUS.RSP2BO.off
I0429	OFFSTATUS.C.RSP2ADC.off
I0430	OFFSTATUS.C.RSP2BO.off
I0431	OFFSTATUS.AT2ERR.off
I0433	OFFSTATUS.CALB.E.off
I0435	OFFSTATUS.USER.E.off
I0437	OFFSTATUS.UTMD.off
I0438	OFFSTATUS.RANGE.off
I0439	OFFSTATUS.SETUP.off
I0441	OFFSTATUS.PARA.E.off
I0442	OFFSTATUS.MODE.E.off
I0445	OFFSTATUS.EEP.E.off
I0447	OFFSTATUS.SYSTEM.E.off
I0449	OFFSTATUS.A/M1.off
I0450	OFFSTATUS.R/L.off
I0451	OFFSTATUS.R/S.off
I0453	OFFSTATUS.CAS.off
I0454	OFFSTATUS.AUT.off
I0455	OFFSTATUS.MAN.off
I0463	OFFSTATUS.AT1.off
I0465	OFFSTATUS.A/M2.off
I0466	OFFSTATUS.R/L2.off
I0479	OFFSTATUS.AT2.off
I0481	OFFSTATUS.ALM11.off
I0482	OFFSTATUS.ALM12.off

I0483	OFFSTATUS.ALM13.off
I0485	OFFSTATUS.ALM14.off
I0486	OFFSTATUS.OR1.off
I0489	OFFSTATUS.ALM21.off
I0490	OFFSTATUS.ALM22.off
I0491	OFFSTATUS.ALM23.off
I0493	OFFSTATUS.ALM24.off
I0494	OFFSTATUS.OR2.off
I0545	OFFSTATUS.DI1.off
I0546	OFFSTATUS.DI2.off
I0547	OFFSTATUS.DI3.off
I0548	OFFSTATUS.DI4.off
I0549	OFFSTATUS.DI5.off
I0550	OFFSTATUS.DI6.off
I0551	OFFSTATUS.DI7.off
I0552	OFFSTATUS.DI8.off
I0577	STATUS.CSPNO.0.st
I0578	STATUS.CSPNO.1.st
I0579	STATUS.CSPNO.2.st
I0580	STATUS.CSPNO.3.st
I0581	STATUS.AUTMAN.st
I0582	STATUS.REMLCL1.st
I0583	STATUS.RUNSTOP.st
I0584	STATUS.CAS.st
I0585	STATUS.AUT.st
I0586	STATUS.MAN.st
I0592	STATUS.AT1.st
I0593	STATUS.PIDNO1.0.st
I0594	STATUS.PIDNO1.1.st
I0595	STATUS.PIDNO1.2.st
I0596	STATUS.PIDNO1.3.st
I0597	STATUS.AUTMAN2.st
I0598	STATUS.REMLCL2.st
I0600	STATUS.AT2.st
I0609	STATUS.PIDNO2.0.st
I061	ERR.EEP.E.st
I0610	STATUS.PIDNO2.1.st
I0611	STATUS.PIDNO2.2.st
I0612	STATUS.PIDNO2.3.st
I0657	STATUS.TIM.1S.st
I0658	STATUS.TIM.5S.st
I0659	STATUS.TIM.10S.st
I0661	STATUS.TIM.1M.st
I0665	STATUS.V.GUE.st
I0672	STATUS.PON.st
I0673	STATUS.PV2.st
I0674	STATUS.LP2.st
I0681	STATUS.DEV1-.st
I0682	STATUS.DEV1Z.st
I0683	STATUS.DEV1+.st
I0685	STATUS.DEV2-.st
I0686	STATUS.DEV2Z.st
I0687	STATUS.DEV2+.st
I0689	STATUS.ALO11.st
I0690	STATUS.ALO12.st

I0691	STATUS.ALO13.st
I0693	STATUS.ALO14.st
I0697	STATUS.ALO21.st
I0698	STATUS.ALO22.st
I0699	STATUS.ALO23.st
I0701	STATUS.ALO24.st

### Configuration Parameters Addressing for UP550

The driver supports the following Configuration parameters addresses for UP550. The default data type for each address type is shown in **bold**.

Address Format	Data Types	Access
CONFIG.A/M.1	Boolean, Byte, <b>Word</b> , Short, Float	Read/Write
CONFIG.A/M.2	Boolean, Byte, <b>Word</b> , Short, Float	Read/Write
CONFIG.ADV	Boolean, Byte, <b>Word</b> , Short, Float	Read/Write
CONFIG.C.S1	Boolean, Byte, <b>Word</b> , Short, Float	Read/Write
CONFIG.C.S2	Boolean, Byte, <b>Word</b> , Short, Float	Read/Write
CONFIG.C.S3	Boolean, Byte, <b>Word</b> , Short, Float	Read/Write
CONFIG.C.S4	Boolean, Byte, <b>Word</b> , Short, Float	Read/Write
CONFIG.C.S5	Boolean, Byte, <b>Word</b> , Short, Float	Read/Write
CONFIG.DO1	Boolean, Byte, <b>Word</b> , Short, Float	Read/Write
CONFIG.DO2	Boolean, Byte, <b>Word</b> , Short, Float	Read/Write
CONFIG.DO3	Boolean, Byte, <b>Word</b> , Short, Float	Read/Write
CONFIG.DO4	Boolean, Byte, <b>Word</b> , Short, Float	Read/Write
CONFIG.DO5	Boolean, Byte, <b>Word</b> , Short, Float	Read/Write
CONFIG.DO6	Boolean, Byte, <b>Word</b> , Short, Float	Read/Write
CONFIG.DO7	Boolean, Byte, <b>Word</b> , Short, Float	Read/Write
CONFIG.DP1	Boolean, Byte, <b>Word</b> , Short, Float	Read/Write
CONFIG.DP2	Boolean, Byte, <b>Word</b> , Short, Float	Read/Write
CONFIG.HOLD	Boolean, Byte, <b>Word</b> , Short, Float	Read/Write
CONFIG.LOCAL	Boolean, Byte, <b>Word</b> , Short, Float	Read/Write
CONFIG.LSP/CAS	Boolean, Byte, <b>Word</b> , Short, Float	Read/Write
CONFIG.MG1	Boolean, Byte, <b>Word</b> , Short, Float	Read/Write
CONFIG.MG2	Boolean, Byte, <b>Word</b> , Short, Float	Read/Write
CONFIG.MG4	Boolean, Byte, <b>Word</b> , Short, Float	Read/Write
CONFIG.PROG	Boolean, Byte, <b>Word</b> , Short, Float	Read/Write
CONFIG.PTNO.b0	Boolean, Byte, <b>Word</b> , Short, Float	Read/Write
CONFIG.PTNO.b1	Boolean, Byte, <b>Word</b> , Short, Float	Read/Write
CONFIG.PTNO.b2	Boolean, Byte, <b>Word</b> , Short, Float	Read/Write
CONFIG.PTNO.b3	Boolean, Byte, <b>Word</b> , Short, Float	Read/Write
CONFIG.PTNO.b4	Boolean, Byte, <b>Word</b> , Short, Float	Read/Write
CONFIG.PTNO.b5	Boolean, Byte, <b>Word</b> , Short, Float	Read/Write
CONFIG.PTNO.b6	Boolean, Byte, <b>Word</b> , Short, Float	Read/Write
CONFIG.PTNO.b7	Boolean, Byte, <b>Word</b> , Short, Float	Read/Write
CONFIG.PTNO.b8	Boolean, Byte, <b>Word</b> , Short, Float	Read/Write
CONFIG.R151	Boolean, Byte, <b>Word</b> , Short, Float	Read/Write
CONFIG.R152	Boolean, Byte, <b>Word</b> , Short, Float	Read/Write
CONFIG.R153	Boolean, Byte, <b>Word</b> , Short, Float	Read/Write
CONFIG.R154	Boolean, Byte, <b>Word</b> , Short, Float	Read/Write
CONFIG.R155	Boolean, Byte, <b>Word</b> , Short, Float	Read/Write
CONFIG.R156	Boolean, Byte, <b>Word</b> , Short, Float	Read/Write
CONFIG.R157	Boolean, Byte, <b>Word</b> , Short, Float	Read/Write
CONFIG.R158	Boolean, Byte, <b>Word</b> , Short, Float	Read/Write
CONFIG.R251	Boolean, Byte, <b>Word</b> , Short, Float	Read/Write
CONFIG.R252	Boolean, Byte, <b>Word</b> , Short, Float	Read/Write

CONFIG.R253	Boolean, Byte, <b>Word</b> , Short, Float	Read/Write
CONFIG.R254	Boolean, Byte, <b>Word</b> , Short, Float	Read/Write
CONFIG.R255	Boolean, Byte, <b>Word</b> , Short, Float	Read/Write
CONFIG.R256	Boolean, Byte, <b>Word</b> , Short, Float	Read/Write
CONFIG.R257	Boolean, Byte, <b>Word</b> , Short, Float	Read/Write
CONFIG.R258	Boolean, Byte, <b>Word</b> , Short, Float	Read/Write
CONFIG.RESET	Boolean, Byte, <b>Word</b> , Short, Float	Read/Write

### Control Mode Parameters Addressing for UP550

The driver supports the following Control Mode parameters addresses for UP550. The default data type for each address type is shown in **bold**.

Address Format	Data Types	Access
CTRLMODE.A1H	Boolean, Byte, <b>Word</b> , Short, Float	Read/Write
CTRLMODE.A1L	Boolean, Byte, <b>Word</b> , Short, Float	Read/Write
CTRLMODE.A2H	Boolean, Byte, <b>Word</b> , Short, Float	Read/Write
CTRLMODE.A2L	Boolean, Byte, <b>Word</b> , Short, Float	Read/Write
CTRLMODE.A3H	Boolean, Byte, <b>Word</b> , Short, Float	Read/Write
CTRLMODE.A3L	Boolean, Byte, <b>Word</b> , Short, Float	Read/Write
CTRLMODE.ADR1	Boolean, <b>Byte</b> , Word, Short, Float	Read/Write
CTRLMODE.ADR2	Boolean, <b>Byte</b> , Word, Short, Float	Read/Write
CTRLMODE.AO1	<b>Boolean</b>	Read/Write
CTRLMODE.AO2	<b>Boolean</b>	Read/Write
CTRLMODE.AO3	<b>Boolean</b>	Read/Write
CTRLMODE.BPS1	Boolean, <b>Byte</b> , Word, Short, Float	Read/Write
CTRLMODE.BPS2	Boolean, <b>Byte</b> , Word, Short, Float	Read/Write
CTRLMODE.BSL1	Boolean, <b>Byte</b> , Word, Short, Float	Read/Write
CTRLMODE.BSL2	Boolean, <b>Byte</b> , Word, Short, Float	Read/Write
CTRLMODE.BSL3	Boolean, <b>Byte</b> , Word, Short, Float	Read/Write
CTRLMODE.CT1	Boolean, Byte, <b>Word</b> , Short, Float	Read/Write
CTRLMODE.CT2	Boolean, Byte, <b>Word</b> , Short, Float	Read/Write
CTRLMODE.CTc1	Boolean, Byte, <b>Word</b> , Short, Float	Read/Write
CTRLMODE.CTc2	Boolean, Byte, <b>Word</b> , Short, Float	Read/Write
CTRLMODE.DLN1	Boolean, <b>Byte</b> , Word, Short, Float	Read/Write
CTRLMODE.DLN2	Boolean, <b>Byte</b> , Word, Short, Float	Read/Write
CTRLMODE.DP1	Boolean, Byte, <b>Word</b> , Short, Float	Read Only
CTRLMODE.DP2	Boolean, Byte, <b>Word</b> , Short, Float	Read Only
CTRLMODE.DP3	Boolean, Byte, <b>Word</b> , Short, Float	Read Only
CTRLMODE.IN1	Boolean, <b>Byte</b> , Word, Short, Float	Read/Write
CTRLMODE.IN2	Boolean, <b>Byte</b> , Word, Short, Float	Read/Write
CTRLMODE.IN3	Boolean, <b>Byte</b> , Word, Short, Float	Read/Write
CTRLMODE.INIT	<b>Boolean</b>	Read/Write
CTRLMODE.OT1	Boolean <b>Byte</b> , Word, Short, Float	Read/Write
CTRLMODE.OT2	Boolean <b>Byte</b> , Word, Short, Float	Read/Write
CTRLMODE.P.DP1	Boolean, Byte, <b>Word</b> , Short, Float	Read/Write
CTRLMODE.P.DP2	Boolean, Byte, <b>Word</b> , Short, Float	Read/Write
CTRLMODE.P.RH1	Boolean, Byte, Word, Short, <b>Float</b>	Read/Write
CTRLMODE.P.RH2	Boolean, Byte, Word, Short, <b>Float</b>	Read/Write
CTRLMODE.P.RL1	Boolean, Byte, Word, Short, <b>Float</b>	Read/Write
CTRLMODE.P.RL2	Boolean, Byte, Word, Short, <b>Float</b>	Read/Write
CTRLMODE.P.UNI1	Boolean, <b>Byte</b> , Word, Short, Float	Read/Write
CTRLMODE.P.UNI2	Boolean, <b>Byte</b> , Word, Short, Float	Read/Write
CTRLMODE.PRI1	Boolean, Byte, <b>Word</b> , Short, Float	Read/Write
CTRLMODE.PRI2	Boolean, Byte, <b>Word</b> , Short, Float	Read/Write
CTRLMODE.PSL1	Boolean, Byte, <b>Word</b> , Short, Float	Read/Write



CTRLMODE.PSL2	Boolean, Byte, <b>Word</b> , Short, Float	Read/Write
CTRLMODE.RH1	Boolean, Byte, <b>Word</b> , Short, Float	Read/Write
CTRLMODE.RH2	Boolean, Byte, <b>Word</b> , Short, Float	Read/Write
CTRLMODE.RH3	Boolean, Byte, <b>Word</b> , Short, Float	Read/Write
CTRLMODE.RJC1	<b>Boolean</b>	Read/Write
CTRLMODE.RJC2	<b>Boolean</b>	Read/Write
CTRLMODE.RL1	Boolean, Byte, <b>Word</b> , Short, Float	Read/Write
CTRLMODE.RL2	Boolean, Byte, <b>Word</b> , Short, Float	Read/Write
CTRLMODE.RL3	Boolean, Byte, <b>Word</b> , Short, Float	Read/Write
CTRLMODE.RP.T1	Boolean, <b>Byte</b> , Word, Short, Float	Read/Write
CTRLMODE.RP.T2	Boolean, <b>Byte</b> , Word, Short, Float	Read/Write
CTRLMODE.SDP1	Boolean, <b>Byte</b> , Word, Short, Float	Read/Write
CTRLMODE.SDP2	Boolean, <b>Byte</b> , Word, Short, Float	Read/Write
CTRLMODE.SDP3	Boolean, <b>Byte</b> , Word, Short, Float	Read/Write
CTRLMODE.SH1	Boolean, Byte, Word, Short, <b>Float</b>	Read/Write
CTRLMODE.SH2	Boolean, Byte, Word, Short, <b>Float</b>	Read/Write
CTRLMODE.SH3	Boolean, Byte, Word, Short, <b>Float</b>	Read/Write
CTRLMODE.SL1	Boolean, Byte, Word, Short, <b>Float</b>	Read/Write
CTRLMODE.SL2	Boolean, Byte, Word, Short, <b>Float</b>	Read/Write
CTRLMODE.SL3	Boolean, Byte, Word, Short, <b>Float</b>	Read/Write
CTRLMODE.SMP	Boolean, Byte, <b>Word</b> , Short, Float	Read/Write
CTRLMODE.STP1	Boolean, <b>Byte</b> , Word, Short, Float	Read/Write
CTRLMODE.STP2	Boolean, <b>Byte</b> , Word, Short, Float	Read/Write
CTRLMODE.TR.T	Boolean, Byte, <b>Word</b> , Short, Float	Read/Write
CTRLMODE.UNI1	Boolean, <b>Byte</b> , Word, Short, Float	Read/Write
CTRLMODE.UNI2	Boolean, <b>Byte</b> , Word, Short, Float	Read/Write
CTRLMODE.UNI3	Boolean, <b>Byte</b> , Word, Short, Float	Read/Write
CTRLMODE.UTM	Boolean, <b>Byte</b> , Word, Short, Float	Read/Write
CTRLMODE.V.AT	Boolean, Byte, <b>Word</b> , Short, Float	Read/Write
CTRLMODE.V.H	Boolean, Byte, <b>Word</b> , Short, Float	Read/Write
CTRLMODE.V.L	Boolean, Byte, <b>Word</b> , Short, Float	Read/Write
CTRLMODE.V.MOD	Boolean, Byte, <b>Word</b> , Short, Float	Read/Write
CTRLMODE.V.RS	Boolean, Byte, <b>Word</b> , Short, Float	Read/Write

### Loop Parameters Addressing for UP550

The driver supports the following Loop Parameters Addresses for UP550. The default data type for each address type is shown in **bold**.

Address Format	Data Types	Access
LOOPPARAM.A.BS1	Boolean, Byte, Word, Short, <b>Float</b>	Read/Write
LOOPPARAM.A.BS2	Boolean, Byte, Word, Short, <b>Float</b>	Read/Write
LOOPPARAM.A.BS3	Boolean, Byte, Word, Short, <b>Float</b>	Read/Write
LOOPPARAM.A.FL1	Boolean, <b>Byte</b> , Word, Short, Float	Read/Write
LOOPPARAM.A.FL2	Boolean, <b>Byte</b> , Word, Short, Float	Read/Write
LOOPPARAM.A.FL3	Boolean, <b>Byte</b> , Word, Short, Float	Read/Write
LOOPPARAM.A.LC1	Boolean, Byte, Word, Short, <b>Float</b>	Read/Write
LOOPPARAM.A.LC2	Boolean, Byte, Word, Short, <b>Float</b>	Read/Write
LOOPPARAM.A.LC3	Boolean, Byte, Word, Short, <b>Float</b>	Read/Write
LOOPPARAM.A.SR1	<b>Boolean</b>	Read/Write
LOOPPARAM.A.SR2	<b>Boolean</b>	Read/Write
LOOPPARAM.A.SR3	<b>Boolean</b>	Read/Write
LOOPPARAM.LP1	<b>Boolean</b>	Read/Write
LOOPPARAM.LP2	<b>Boolean</b>	Read/Write
LOOPPARAM.MODE	<b>Boolean</b>	Read/Write
LOOPPARAM.PID	<b>Boolean</b>	Read/Write

LOOPPARAM.PYS1	<b>Boolean</b>	Read/Write
LOOPPARAM.PYS2	<b>Boolean</b>	Read/Write
LOOPPARAM.RET1	Boolean, <b>Byte</b> , Word, Short, Float	Read/Write
LOOPPARAM.RET2	Boolean, <b>Byte</b> , Word, Short, Float	Read/Write
LOOPPARAM.RTH1	Boolean, Byte, Word, Short, <b>Float</b>	Read/Write
LOOPPARAM.RTH2	Boolean, Byte, Word, Short, <b>Float</b>	Read/Write
LOOPPARAM.RTL1	Boolean, Byte, Word, Short, <b>Float</b>	Read/Write
LOOPPARAM.RTL2	Boolean, Byte, Word, Short, <b>Float</b>	Read/Write
LOOPPARAM.TSC1	Boolean, Byte, Word, Short, <b>Float</b>	Read/Write
LOOPPARAM.TSC2	Boolean, Byte, Word, Short, <b>Float</b>	Read/Write
LOOPPARAM.TTM	Boolean, Byte, <b>Word</b> , Short, Float	Read/Write
LOOPPARAM.USR	<b>Boolean</b>	Read/Write
LOOPPARAM.PRG	Boolean, Byte, <b>Word</b> , Short, Float	Read/Write
LOOPPARAM.PT.NO	Boolean, Byte, <b>Word</b> , Short, Float	Read/Write
LOOPPARAM.RUN	Boolean, Byte, <b>Word</b> , Short, Float	Read/Write

### Error Status Addressing for UP550

The driver supports the following Error Status addresses for UP550. The default data type for each address type is shown in **bold**.

**Note:** The driver supports bit access to the following Error Status addresses. For more information, refer to [Bit Addressing](#).

Address Format	Data Types	Access
ERR.AD1BO.st	Boolean, Byte, <b>Word</b> , Short, Float	Read Only
ERR.AD1ERR.st	Boolean, Byte, <b>Word</b> , Short, Float	Read Only
ERR.AD3BO.st	Boolean, Byte, <b>Word</b> , Short, Float	Read Only
ERR.AD3ERR.st	Boolean, Byte, <b>Word</b> , Short, Float	Read Only
ERR.AT1ERR.st	Boolean, Byte, <b>Word</b> , Short, Float	Read Only
ERR.AT2ERR.st	Boolean, Byte, <b>Word</b> , Short, Float	Read Only
ERR.C.RSP1ADC.st	Boolean, Byte, <b>Word</b> , Short, Float	Read Only
ERR.C.RSP1BO.st	Boolean, Byte, <b>Word</b> , Short, Float	Read Only
ERR.C.RSP2ADC.st	Boolean, Byte, <b>Word</b> , Short, Float	Read Only
ERR.C.RSP2BO.st	Boolean, Byte, <b>Word</b> , Short, Float	Read Only
ERR.CALB.E.st	Boolean, Byte, <b>Word</b> , Short, Float	Read Only
ERR.EEP.E.st	Boolean, Byte, <b>Word</b> , Short, Float	Read Only
ERR.MODE.E.st	Boolean, Byte, <b>Word</b> , Short, Float	Read Only
ERR.PARA.E.st	Boolean, Byte, <b>Word</b> , Short, Float	Read Only
ERR.PV1+over.st	Boolean, Byte, <b>Word</b> , Short, Float	Read Only
ERR.PV1ADC.st	Boolean, Byte, <b>Word</b> , Short, Float	Read Only
ERR.PV1BO.st	Boolean, Byte, <b>Word</b> , Short, Float	Read Only
ERR.PV1-over.st	Boolean, Byte, <b>Word</b> , Short, Float	Read Only
ERR.PV2+over.st	Boolean, Byte, <b>Word</b> , Short, Float	Read Only
ERR.PV2ADC.st	Boolean, Byte, <b>Word</b> , Short, Float	Read Only
ERR.PV2BO.st	Boolean, Byte, <b>Word</b> , Short, Float	Read Only
ERR.PV2-over.st	Boolean, Byte, <b>Word</b> , Short, Float	Read Only
ERR.RANGE.st	Boolean, Byte, <b>Word</b> , Short, Float	Read Only
ERR.RJC1ERR.st	Boolean, Byte, <b>Word</b> , Short, Float	Read Only
ERR.RJC2ERR.st	Boolean, Byte, <b>Word</b> , Short, Float	Read Only
ERR.RSP1ADC.st	Boolean, Byte, <b>Word</b> , Short, Float	Read Only
ERR.RSP1BO.st	Boolean, Byte, <b>Word</b> , Short, Float	Read Only
ERR.RSP2ADC.st	Boolean, Byte, <b>Word</b> , Short, Float	Read Only
ERR.RSP2BO.st	Boolean, Byte, <b>Word</b> , Short, Float	Read Only
ERR.SETUP.st	Boolean, Byte, <b>Word</b> , Short, Float	Read Only
ERR.SYSTEM.E.st	Boolean, Byte, <b>Word</b> , Short, Float	Read Only
ERR.USER.E.st	Boolean, Byte, <b>Word</b> , Short, Float	Read Only

ERR.UTMD.st	Boolean, Byte, <b>Word</b> , Short, Float	Read Only
ERR.VLV.ATERR.st	Boolean, Byte, <b>Word</b> , Short, Float	Read Only
ERR.VLV.BOUT.st	Boolean, Byte, <b>Word</b> , Short, Float	Read Only

### Bit Addressing

The addressing format for bit accessing is ERR.<address name>.st:0-15. For example, ERR.AD1ERR.st:0, ERR.AD1ERR.st:1 etc.

### L1 and L2 Mode Parameters Addressing for UP550

The driver supports the following L1 and L2 Mode parameters addresses for UP550. The default data type for each address type is shown in **bold**.

**Note:** The driver supports bit access to the following. For more information, refer to Bit Addressing.

Address Format	Data Types	Access
L1MODE.AM1.st	Boolean, Byte, <b>Word</b> , Short, Float	Read Only
L1MODE.AT1.st	Boolean, Byte, <b>Word</b> , Short, Float	Read Only
L1MODE.AUT.st	Boolean, Byte, <b>Word</b> , Short, Float	Read Only
L1MODE.CAS.st	Boolean, Byte, <b>Word</b> , Short, Float	Read Only
L1MODE.MAN.st	Boolean, Byte, <b>Word</b> , Short, Float	Read Only
L1MODE.RL.st	Boolean, Byte, <b>Word</b> , Short, Float	Read Only
L1MODE.RS.st	Boolean, Byte, <b>Word</b> , Short, Float	Read Only
L2MODE.A/M2.st	Boolean, Byte, <b>Word</b> , Short, Float	Read Only
L2MODE.AT2.st	Boolean, Byte, <b>Word</b> , Short, Float	Read Only
L2MODE.R/L2.st	Boolean, Byte, <b>Word</b> , Short, Float	Read Only

### Bit Addressing

The addressing format for bit accessing is L1MODE.<address name>:0-15. For example, L1MODE.AM1.st:0, L1MODE.AM1.st:1 etc.

### Linearizer Registers Addressing for UP550

The driver supports the following Linearizer registers addresses for UP550. The default data type for each address type is shown in **bold**.

Address Format	Data Types	Access
LINEARIZER.U1	Boolean, Byte, Word, Short, <b>Float</b>	Read/Write
LINEARIZER.U2	Boolean, Byte, Word, Short, <b>Float</b>	Read/Write
LINEARIZER.U3	Boolean, Byte, Word, Short, <b>Float</b>	Read/Write
LINEARIZER.U4	Boolean, Byte, Word, Short, <b>Float</b>	Read/Write
LINEARIZER.U5	Boolean, Byte, Word, Short, <b>Float</b>	Read/Write
LINEARIZER.U6	Boolean, Byte, Word, Short, <b>Float</b>	Read/Write
LINEARIZER.U7	Boolean, Byte, Word, Short, <b>Float</b>	Read/Write
LINEARIZER.U8	Boolean, Byte, Word, Short, <b>Float</b>	Read/Write
LINEARIZER.1.A1	Boolean, Byte, Word, Short, <b>Float</b>	Read/Write
LINEARIZER.1.A10	Boolean, Byte, Word, Short, <b>Float</b>	Read/Write
LINEARIZER.1.A11	Boolean, Byte, Word, Short, <b>Float</b>	Read/Write
LINEARIZER.1.A2	Boolean, Byte, Word, Short, <b>Float</b>	Read/Write
LINEARIZER.1.A3	Boolean, Byte, Word, Short, <b>Float</b>	Read/Write
LINEARIZER.1.A4	Boolean, Byte, Word, Short, <b>Float</b>	Read/Write
LINEARIZER.1.A5	Boolean, Byte, Word, Short, <b>Float</b>	Read/Write
LINEARIZER.1.A6	Boolean, Byte, Word, Short, <b>Float</b>	Read/Write
LINEARIZER.1.A7	Boolean, Byte, Word, Short, <b>Float</b>	Read/Write
LINEARIZER.1.A8	Boolean, Byte, Word, Short, <b>Float</b>	Read/Write
LINEARIZER.1.A9	Boolean, Byte, Word, Short, <b>Float</b>	Read/Write
LINEARIZER.1.B1	Boolean, Byte, Word, Short, <b>Float</b>	Read/Write
LINEARIZER.1.B10	Boolean, Byte, Word, Short, <b>Float</b>	Read/Write

LINEARIZER.1.B11	Boolean, Byte, Word, Short, <b>Float</b>	Read/Write
LINEARIZER.1.B2	Boolean, Byte, Word, Short, <b>Float</b>	Read/Write
LINEARIZER.1.B3	Boolean, Byte, Word, Short, <b>Float</b>	Read/Write
LINEARIZER.1.B4	Boolean, Byte, Word, Short, <b>Float</b>	Read/Write
LINEARIZER.1.B5	Boolean, Byte, Word, Short, <b>Float</b>	Read/Write
LINEARIZER.1.B6	Boolean, Byte, Word, Short, <b>Float</b>	Read/Write
LINEARIZER.1.B7	Boolean, Byte, Word, Short, <b>Float</b>	Read/Write
LINEARIZER.1.B8	Boolean, Byte, Word, Short, <b>Float</b>	Read/Write
LINEARIZER.1.B9	Boolean, Byte, Word, Short, <b>Float</b>	Read/Write
LINEARIZER.1.PMD	<b>Boolean</b>	Read/Write
LINEARIZER.2.A1	Boolean, Byte, Word, Short, <b>Float</b>	Read/Write
LINEARIZER.2.A10	Boolean, Byte, Word, Short, <b>Float</b>	Read/Write
LINEARIZER.2.A11	Boolean, Byte, Word, Short, <b>Float</b>	Read/Write
LINEARIZER.2.A2	Boolean, Byte, Word, Short, <b>Float</b>	Read/Write
LINEARIZER.2.A3	Boolean, Byte, Word, Short, <b>Float</b>	Read/Write
LINEARIZER.2.A4	Boolean, Byte, Word, Short, <b>Float</b>	Read/Write
LINEARIZER.2.A5	Boolean, Byte, Word, Short, <b>Float</b>	Read/Write
LINEARIZER.2.A6	Boolean, Byte, Word, Short, <b>Float</b>	Read/Write
LINEARIZER.2.A7	Boolean, Byte, Word, Short, <b>Float</b>	Read/Write
LINEARIZER.2.A8	Boolean, Byte, Word, Short, <b>Float</b>	Read/Write
LINEARIZER.2.A9	Boolean, Byte, Word, Short, <b>Float</b>	Read/Write
LINEARIZER.2.B1	Boolean, Byte, Word, Short, <b>Float</b>	Read/Write
LINEARIZER.2.B10	Boolean, Byte, Word, Short, <b>Float</b>	Read/Write
LINEARIZER.2.B11	Boolean, Byte, Word, Short, <b>Float</b>	Read/Write
LINEARIZER.2.B2	Boolean, Byte, Word, Short, <b>Float</b>	Read/Write
LINEARIZER.2.B3	Boolean, Byte, Word, Short, <b>Float</b>	Read/Write
LINEARIZER.2.B4	Boolean, Byte, Word, Short, <b>Float</b>	Read/Write
LINEARIZER.2.B5	Boolean, Byte, Word, Short, <b>Float</b>	Read/Write
LINEARIZER.2.B6	Boolean, Byte, Word, Short, <b>Float</b>	Read/Write
LINEARIZER.2.B7	Boolean, Byte, Word, Short, <b>Float</b>	Read/Write
LINEARIZER.2.B8	Boolean, Byte, Word, Short, <b>Float</b>	Read/Write
LINEARIZER.2.B9	Boolean, Byte, Word, Short, <b>Float</b>	Read/Write
LINEARIZER.2.PMD	<b>Boolean</b>	Read/Write

### Control Parameters Addressing for UP550

The driver supports the following Control Parameters Addresses for UP550. The default data type for each address type is shown in **bold**.

Address Format	Data Types	Access
CTRLPARAM.EHY1	Boolean, Byte, <b>Word</b> , Short, Float	Read/Write
CTRLPARAM.EHY2	Boolean, Byte, <b>Word</b> , Short, Float	Read/Write
CTRLPARAM.EHY3	Boolean, Byte, <b>Word</b> , Short, Float	Read/Write
CTRLPARAM.EHY4	Boolean, Byte, <b>Word</b> , Short, Float	Read/Write
CTRLPARAM.EHY5	Boolean, Byte, <b>Word</b> , Short, Float	Read/Write
CTRLPARAM.EHY6	Boolean, Byte, <b>Word</b> , Short, Float	Read/Write
CTRLPARAM.EHY7	Boolean, Byte, <b>Word</b> , Short, Float	Read/Write
CTRLPARAM.EHY8	Boolean, Byte, <b>Word</b> , Short, Float	Read/Write
CTRLPARAM.GRP	Boolean, Byte, Word, Short, <b>Float</b>	Read/Write
CTRLPARAM.PNC	Boolean, Byte, <b>Word</b> , Short, Float	Read/Write
CTRLPARAM.PT2.G	Boolean, Byte, <b>Word</b> , Short, Float	Read/Write
CTRLPARAM.R.MD	Boolean, <b>Byte</b> , Word, Short, Float	Read/Write
CTRLPARAM.R.TM	Boolean, <b>Byte</b> , Word, Short, Float	Read/Write
CTRLPARAM.SEG.T	Boolean, Byte, <b>Word</b> , Short, Float	Read/Write
CTRLPARAM.ZON	<b>Boolean</b>	Read/Write
CTRLPARAM.AL1.1	Boolean, <b>Byte</b> , Word, Short, Float	Read/Write

CTRLPARAM.AL2.1	Boolean, <b>Byte</b> , Word, Short, Float	Read/Write
CTRLPARAM.AL3.1	Boolean, <b>Byte</b> , Word, Short, Float	Read/Write
CTRLPARAM.AL4.1	Boolean, <b>Byte</b> , Word, Short, Float	Read/Write
CTRLPARAM.AMD.1	Boolean, <b>Byte</b> , Word, Short, Float	Read/Write
CTRLPARAM.AR.1	Boolean, Byte, Word, Short, <b>Float</b>	Read/Write
CTRLPARAM.HY1.1	Boolean, Byte, Word, Short, <b>Float</b>	Read/Write
CTRLPARAM.HY2.1	Boolean, Byte, Word, Short, <b>Float</b>	Read/Write
CTRLPARAM.HY3.1	Boolean, Byte, Word, Short, <b>Float</b>	Read/Write
CTRLPARAM.HY4.1	Boolean, Byte, Word, Short, <b>Float</b>	Read/Write
CTRLPARAM.MOD.1	<b>Boolean</b>	Read/Write
CTRLPARAM.OPR.1	Boolean, Byte, Word, Short, <b>Float</b>	Read/Write
CTRLPARAM.SPH.1	Boolean, Byte, Word, Short, <b>Float</b>	Read/Write
CTRLPARAM.SPL.1	Boolean, Byte, Word, Short, <b>Float</b>	Read/Write
CTRLPARAM.SPT.1	<b>Boolean</b>	Read/Write
CTRLPARAM.TMU.1	<b>Boolean</b>	Read/Write
CTRLPARAM.AR.2	Boolean, Byte, Word, Short, <b>Float</b>	Read/Write
CTRLPARAM.MOD.2	<b>Boolean</b>	Read/Write
CTRLPARAM.OPR.2	Boolean, Byte, Word, Short, <b>Float</b>	Read/Write
CTRLPARAM.SPH.2	Boolean, Byte, Word, Short, <b>Float</b>	Read/Write
CTRLPARAM.SPL.2	Boolean, Byte, Word, Short, <b>Float</b>	Read/Write

### OP Mode Parameter Addressing for UP550

The driver supports the following OP Mode Parameter addresses for UP550. The default data type for each address type is shown in **bold**.

Address Format	Data Types	Access
OPMODE.A/M.1	Boolean, Byte, <b>Word</b> , Short, Float	Read/Write
OPMODE.A/M.2	Boolean, Byte, <b>Word</b> , Short, Float	Read/Write
OPMODE.A1	Boolean, Byte, Word, Short, <b>Float</b>	Read/Write
OPMODE.A2	Boolean, Byte, Word, Short, <b>Float</b>	Read/Write
OPMODE.A3	Boolean, Byte, Word, Short, <b>Float</b>	Read/Write
OPMODE.A4	Boolean, Byte, Word, Short, <b>Float</b>	Read/Write
OPMODE.ADV	Boolean, Byte, <b>Word</b> , Short, Float	Read/Write
OPMODE.HOLD	Boolean, Byte, <b>Word</b> , Short, Float	Read/Write
OPMODE.HOLDDSP.1	Boolean, Byte, Word, Short, <b>Float</b>	Read/Write
OPMODE.HOLDDSP.2	Boolean, Byte, Word, Short, <b>Float</b>	Read/Write
OPMODE.HOLDTM	Boolean, Byte, <b>Word</b> , Short, Float	Read/Write
OPMODE.LSP/CAS	Boolean, Byte, <b>Word</b> , Short, Float	Read/Write
OPMODE.PTNO	Boolean, Byte, <b>Word</b> , Short, Float	Read/Write
OPMODE.R/P/L	Boolean, Byte, <b>Word</b> , Short, Float	Read/Write
OPMODE.SST	Boolean, Byte, <b>Word</b> , Short, Float	Read/Write

### OP Related Parameter Addressing for UP550

The driver supports the following OP related parameter addresses for UP550. The default data type for each address type is shown in **bold**.

Address Format	Data Types	Access
OPREL.AT.1	Boolean, <b>Byte</b> , Word, Short, Float	Read/Write
OPREL.BS.1	Boolean, Byte, Word, Short, <b>Float</b>	Read/Write
OPREL.FL.1	Boolean, Byte, <b>Word</b> , Short, Float	Read/Write
OPREL.ORB.1	Boolean, Byte, Word, Short, <b>Float</b>	Read/Write
OPREL.ORH.1	Boolean, Byte, Word, Short, <b>Float</b>	Read/Write
OPREL.ORL.1	Boolean, Byte, Word, Short, <b>Float</b>	Read/Write
OPREL.SC.1	<b>Boolean</b>	Read/Write
OPREL.AT.2	Boolean, <b>Byte</b> , Word, Short, Float	Read/Write

OPREL.BS.2	Boolean, Byte, Word, Short, <b>Float</b>	Read/Write
OPREL.FL.2	Boolean, Byte, <b>Word</b> , Short, Float	Read/Write
OPREL.ORB.2	Boolean, Byte, Word, Short, <b>Float</b>	Read/Write
OPREL.ORH.2	Boolean, Byte, Word, Short, <b>Float</b>	Read/Write
OPREL.ORL.2	Boolean, Byte, Word, Short, <b>Float</b>	Read/Write
OPREL.SC.2	<b>Boolean</b>	Read/Write

### PID Parameters Addressing for UP520

The driver supports the following PID parameters addresses for UP550. The default data type for each address type is shown in **bold**.

Address Format	Data Types	Access
PID.1.D.1	Boolean, Byte, <b>Word</b> , Short, Float	Read/Write
PID.1.DB.1	Boolean, Byte, <b>Word</b> , Short, Float	Read/Write
PID.1.Dc.1	Boolean, Byte, <b>Word</b> , Short, Float	Read/Write
PID.1.DR.1	<b>Boolean</b>	Read/Write
PID.1.H.1	Boolean, Byte, <b>Word</b> , Short, Float	Read/Write
PID.1.Hc.1	Boolean, Byte, <b>Word</b> , Short, Float	Read/Write
PID.1.I.1	Boolean, Byte, <b>Word</b> , Short, Float	Read/Write
PID.1.Ic.1	Boolean, Byte, <b>Word</b> , Short, Float	Read/Write
PID.1.MR.1	Boolean, Byte, Word, Short, <b>Float</b>	Read/Write
PID.1.Oc.1	Boolean, Byte, <b>Word</b> , Short, Float	Read/Write
PID.1.OH.1	Boolean, Byte, Word, Short, <b>Float</b>	Read/Write
PID.1.OL.1	Boolean, Byte, Word, Short, <b>Float</b>	Read/Write
PID.1.P.1	Boolean, Byte, Word, Short, <b>Float</b>	Read/Write
PID.1.Pc.1	Boolean, Byte, <b>Word</b> , Short, Float	Read/Write
PID.1.PO.1	Boolean, Byte, Word, Short, <b>Float</b>	Read/Write
PID.1.RP.1	Boolean, Byte, <b>Word</b> , Short, Float	Read/Write
PID.1.D.2	Boolean, Byte, <b>Word</b> , Short, Float	Read/Write
PID.1.DB.2	Boolean, Byte, <b>Word</b> , Short, Float	Read/Write
PID.1.Dc.2	Boolean, Byte, <b>Word</b> , Short, Float	Read/Write
PID.1.DR.2	<b>Boolean</b>	Read/Write
PID.1.H.2	Boolean, Byte, <b>Word</b> , Short, Float	Read/Write
PID.1.Hc.2	Boolean, Byte, <b>Word</b> , Short, Float	Read/Write
PID.1.I.2	Boolean, Byte, <b>Word</b> , Short, Float	Read/Write
PID.1.Ic.2	Boolean, Byte, <b>Word</b> , Short, Float	Read/Write
PID.1.MR.2	Boolean, Byte, Word, Short, <b>Float</b>	Read/Write
PID.1.Oc.2	Boolean, Byte, <b>Word</b> , Short, Float	Read/Write
PID.1.OH.2	Boolean, Byte, Word, Short, <b>Float</b>	Read/Write
PID.1.OL.2	Boolean, Byte, Word, Short, <b>Float</b>	Read/Write
PID.1.P.2	Boolean, Byte, Word, Short, <b>Float</b>	Read/Write
PID.1.Pc.2	Boolean, Byte, <b>Word</b> , Short, Float	Read/Write
PID.1.PO.2	Boolean, Byte, Word, Short, <b>Float</b>	Read/Write
PID.1.RP.2	Boolean, Byte, <b>Word</b> , Short, Float	Read/Write
PID.2.D.1	Boolean, Byte, <b>Word</b> , Short, Float	Read/Write
PID.2.DB.1	Boolean, Byte, <b>Word</b> , Short, Float	Read/Write
PID.2.Dc.1	Boolean, Byte, <b>Word</b> , Short, Float	Read/Write
PID.2.DR.1	<b>Boolean</b>	Read/Write
PID.2.H.1	Boolean, Byte, <b>Word</b> , Short, Float	Read/Write
PID.2.Hc.1	Boolean, Byte, <b>Word</b> , Short, Float	Read/Write
PID.2.I.1	Boolean, Byte, <b>Word</b> , Short, Float	Read/Write
PID.2.Ic.1	Boolean, Byte, <b>Word</b> , Short, Float	Read/Write
PID.2.MR.1	Boolean, Byte, Word, Short, <b>Float</b>	Read/Write
PID.2.Oc.1	Boolean, Byte, <b>Word</b> , Short, Float	Read/Write
PID.2.OH.1	Boolean, Byte, Word, Short, <b>Float</b>	Read/Write

PID.2.OL.1	Boolean, Byte, Word, Short, <b>Float</b>	Read/Write
PID.2.P.1	Boolean, Byte, Word, Short, <b>Float</b>	Read/Write
PID.2.Pc.1	Boolean, Byte, <b>Word</b> , Short, Float	Read/Write
PID.2.PO.1	Boolean, Byte, Word, Short, <b>Float</b>	Read/Write
PID.2.RP.1	Boolean, Byte, <b>Word</b> , Short, Float	Read/Write
PID.2.D.2	Boolean, Byte, <b>Word</b> , Short, Float	Read/Write
PID.2.DB.2	Boolean, Byte, <b>Word</b> , Short, Float	Read/Write
PID.2.Dc.2	Boolean, Byte, <b>Word</b> , Short, Float	Read/Write
PID.2.DR.2	<b>Boolean</b>	Read/Write
PID.2.H.2	Boolean, Byte, <b>Word</b> , Short, Float	Read/Write
PID.2.Hc.2	Boolean, Byte, <b>Word</b> , Short, Float	Read/Write
PID.2.I.2	Boolean, Byte, <b>Word</b> , Short, Float	Read/Write
PID.2.Ic.2	Boolean, Byte, <b>Word</b> , Short, Float	Read/Write
PID.2.MR.2	Boolean, Byte, Word, Short, <b>Float</b>	Read/Write
PID.2.Oc.2	Boolean, Byte, <b>Word</b> , Short, Float	Read/Write
PID.2.OH.2	Boolean, Byte, Word, Short, <b>Float</b>	Read/Write
PID.2.OL.2	Boolean, Byte, Word, Short, <b>Float</b>	Read/Write
PID.2.P.2	Boolean, Byte, Word, Short, <b>Float</b>	Read/Write
PID.2.Pc.2	Boolean, Byte, <b>Word</b> , Short, Float	Read/Write
PID.2.PO.2	Boolean, Byte, Word, Short, <b>Float</b>	Read/Write
PID.2.RP.2	Boolean, Byte, <b>Word</b> , Short, Float	Read/Write
PID.3.D.1	Boolean, Byte, <b>Word</b> , Short, Float	Read/Write
PID.3.DB.1	Boolean, Byte, <b>Word</b> , Short, Float	Read/Write
PID.3.Dc.1	Boolean, Byte, <b>Word</b> , Short, Float	Read/Write
PID.3.DR.1	<b>Boolean</b>	Read/Write
PID.3.H.1	Boolean, Byte, <b>Word</b> , Short, Float	Read/Write
PID.3.Hc.1	Boolean, Byte, <b>Word</b> , Short, Float	Read/Write
PID.3.I.1	Boolean, Byte, <b>Word</b> , Short, Float	Read/Write
PID.3.Ic.1	Boolean, Byte, <b>Word</b> , Short, Float	Read/Write
PID.3.MR.1	Boolean, Byte, Word, Short, <b>Float</b>	Read/Write
PID.3.Oc.1	Boolean, Byte, <b>Word</b> , Short, Float	Read/Write
PID.3.OH.1	Boolean, Byte, Word, Short, <b>Float</b>	Read/Write
PID.3.OL.1	Boolean, Byte, Word, Short, <b>Float</b>	Read/Write
PID.3.P.1	Boolean, Byte, <b>Word</b> , Short, Float	Read/Write
PID.3.Pc.1	Boolean, Byte, <b>Word</b> , Short, Float	Read/Write
PID.3.PO.1	Boolean, Byte, Word, Short, <b>Float</b>	Read/Write
PID.3.RP.1	Boolean, Byte, <b>Word</b> , Short, Float	Read/Write
PID.3.D.2	Boolean, Byte, <b>Word</b> , Short, Float	Read/Write
PID.3.DB.2	Boolean, Byte, <b>Word</b> , Short, Float	Read/Write
PID.3.Dc.2	Boolean, Byte, <b>Word</b> , Short, Float	Read/Write
PID.3.DR.2	<b>Boolean</b>	Read/Write
PID.3.H.2	Boolean, Byte, <b>Word</b> , Short, Float	Read/Write
PID.3.Hc.2	Boolean, Byte, <b>Word</b> , Short, Float	Read/Write
PID.3.I.2	Boolean, Byte, <b>Word</b> , Short, Float	Read/Write
PID.3.Ic.2	Boolean, Byte, <b>Word</b> , Short, Float	Read/Write
PID.3.MR.2	Boolean, Byte, Word, Short, <b>Float</b>	Read/Write
PID.3.Oc.2	Boolean, Byte, <b>Word</b> , Short, Float	Read/Write
PID.3.OH.2	Boolean, Byte, Word, Short, <b>Float</b>	Read/Write
PID.3.OL.2	Boolean, Byte, Word, Short, <b>Float</b>	Read/Write
PID.3.P.2	Boolean, Byte, Word, Short, <b>Float</b>	Read/Write
PID.3.Pc.2	Boolean, Byte, <b>Word</b> , Short, Float	Read/Write
PID.3.PO.2	Boolean, Byte, Word, Short, <b>Float</b>	Read/Write
PID.3.RP.2	Boolean, Byte, <b>Word</b> , Short, Float	Read/Write
PID.4.D.1	Boolean, Byte, <b>Word</b> , Short, Float	Read/Write
PID.4.DB.1	Boolean, Byte, <b>Word</b> , Short, Float	Read/Write

PID.4.Dc.1	Boolean, Byte, <b>Word</b> , Short, Float	Read/Write
PID.4.DR.1	<b>Boolean</b>	Read/Write
PID.4.H.1	Boolean, Byte, Word, Short, <b>Float</b>	Read/Write
PID.4.Hc.1	Boolean, Byte, <b>Word</b> , Short, Float	Read/Write
PID.4.I.1	Boolean, Byte, <b>Word</b> , Short, Float	Read/Write
PID.4.Ic.1	Boolean, Byte, <b>Word</b> , Short, Float	Read/Write
PID.4.MR.1	Boolean, Byte, Word, Short, <b>Float</b>	Read/Write
PID.4.Oc.1	Boolean, Byte, Word, Short, <b>Float</b>	Read/Write
PID.4.OH.1	Boolean, Byte, Word, Short, <b>Float</b>	Read/Write
PID.4.OL.1	Boolean, Byte, Word, Short, <b>Float</b>	Read/Write
PID.4.P.1	Boolean, Byte, Word, Short, <b>Float</b>	Read/Write
PID.4.Pc.1	Boolean, Byte, Word, Short, <b>Float</b>	Read/Write
PID.4.PO.1	Boolean, Byte, Word, Short, <b>Float</b>	Read/Write
PID.4.RP.1	Boolean, Byte, Word, Short, <b>Float</b>	Read/Write
PID.4.D.2	Boolean, Byte, <b>Word</b> , Short, Float	Read/Write
PID.4.DB.2	Boolean, Byte, Word, Short, <b>Float</b>	Read/Write
PID.4.Dc.2	Boolean, Byte, <b>Word</b> , Short, Float	Read/Write
PID.4.DR.2	Boolean, Byte, Word, Short, <b>Float</b>	Read/Write
PID.4.H.2	Boolean, Byte, Word, Short, <b>Float</b>	Read/Write
PID.4.Hc.2	Boolean, Byte, <b>Word</b> , Short, Float	Read/Write
PID.4.I.2	Boolean, Byte, <b>Word</b> , Short, Float	Read/Write
PID.4.Ic.2	Boolean, Byte, <b>Word</b> , Short, Float	Read/Write
PID.4.MR.2	Boolean, Byte, Word, Short, <b>Float</b>	Read/Write
PID.4.Oc.2	Boolean, Byte, <b>Word</b> , Short, Float	Read/Write
PID.4.OH.2	Boolean, Byte, Word, Short, <b>Float</b>	Read/Write
PID.4.OL.2	Boolean, Byte, Word, Short, <b>Float</b>	Read/Write
PID.4.P.2	Boolean, Byte, Word, Short, <b>Float</b>	Read/Write
PID.4.Pc.2	Boolean, Byte, <b>Word</b> , Short, Float	Read/Write
PID.4.PO.2	Boolean, Byte, Word, Short, <b>Float</b>	Read/Write
PID.4.RP.2	Boolean, Byte, <b>Word</b> , Short, Float	Read/Write
PID.5.D.1	Boolean, Byte, <b>Word</b> , Short, Float	Read/Write
PID.5.DB.1	Boolean, Byte, <b>Word</b> , Short, Float	Read/Write
PID.5.Dc.1	Boolean, Byte, <b>Word</b> , Short, Float	Read/Write
PID.5.DR.1	<b>Boolean</b>	Read/Write
PID.5.H.1	Boolean, Byte, <b>Word</b> , Short, Float	Read/Write
PID.5.Hc.1	Boolean, Byte, <b>Word</b> , Short, Float	Read/Write
PID.5.I.1	Boolean, Byte, <b>Word</b> , Short, Float	Read/Write
PID.5.Ic.1	Boolean, Byte, <b>Word</b> , Short, Float	Read/Write
PID.5.MR.1	Boolean, Byte, Word, Short, <b>Float</b>	Read/Write
PID.5.Oc.1	Boolean, Byte, <b>Word</b> , Short, Float	Read/Write
PID.5.OH.1	Boolean, Byte, Word, Short, <b>Float</b>	Read/Write
PID.5.OL.1	Boolean, Byte, Word, Short, <b>Float</b>	Read/Write
PID.5.P.1	Boolean, Byte, Word, Short, <b>Float</b>	Read/Write
PID.5.Pc.1	Boolean, Byte, <b>Word</b> , Short, Float	Read/Write
PID.5.PO.1	Boolean, Byte, Word, Short, <b>Float</b>	Read/Write
PID.5.RP.1	Boolean, Byte, <b>Word</b> , Short, Float	Read/Write
PID.5.D.2	Boolean, Byte, <b>Word</b> , Short, Float	Read/Write
PID.5.DB.2	Boolean, Byte, <b>Word</b> , Short, Float	Read/Write
PID.5.Dc.2	Boolean, Byte, <b>Word</b> , Short, Float	Read/Write
PID.5.DR.2	<b>Boolean</b>	Read/Write
PID.5.H.2	Boolean, Byte, <b>Word</b> , Short, Float	Read/Write
PID.5.Hc.2	Boolean, Byte, <b>Word</b> , Short, Float	Read/Write
PID.5.I.2	Boolean, Byte, <b>Word</b> , Short, Float	Read/Write
PID.5.Ic.2	Boolean, Byte, <b>Word</b> , Short, Float	Read/Write
PID.5.MR.2	Boolean, Byte, Word, Short, <b>Float</b>	Read/Write



PID.5.Oc.2	Boolean, Byte, <b>Word</b> , Short, Float	Read/Write
PID.5.OH.2	Boolean, Byte, Word, Short, <b>Float</b>	Read/Write
PID.5.OL.2	Boolean, Byte, Word, Short, <b>Float</b>	Read/Write
PID.5.P.2	Boolean, Byte, Word, Short, <b>Float</b>	Read/Write
PID.5.Pc.2	Boolean, Byte, <b>Word</b> , Short, Float	Read/Write
PID.5.PO.2	Boolean, Byte, Word, Short, <b>Float</b>	Read/Write
PID.5.RP.2	Boolean, Byte, <b>Word</b> , Short, Float	Read/Write
PID.6.D.1	Boolean, Byte, <b>Word</b> , Short, Float	Read/Write
PID.6.DB.1	Boolean, Byte, <b>Word</b> , Short, Float	Read/Write
PID.6.Dc.1	Boolean, Byte, <b>Word</b> , Short, Float	Read/Write
PID.6.DR.1	<b>Boolean</b>	Read/Write
PID.6.H.1	Boolean, Byte, <b>Word</b> , Short, Float	Read/Write
PID.6.Hc.1	Boolean, Byte, <b>Word</b> , Short, Float	Read/Write
PID.6.I.1	Boolean, Byte, <b>Word</b> , Short, Float	Read/Write
PID.6.Ic.1	Boolean, Byte, <b>Word</b> , Short, Float	Read/Write
PID.6.MR.1	Boolean, Byte, Word, Short, <b>Float</b>	Read/Write
PID.6.Oc.1	Boolean, Byte, <b>Word</b> , Short, Float	Read/Write
PID.6.OH.1	Boolean, Byte, Word, Short, <b>Float</b>	Read/Write
PID.6.OL.1	Boolean, Byte, Word, Short, <b>Float</b>	Read/Write
PID.6.P.1	Boolean, Byte, Word, Short, <b>Float</b>	Read/Write
PID.6.Pc.1	Boolean, Byte, <b>Word</b> , Short, Float	Read/Write
PID.6.PO.1	Boolean, Byte, Word, Short, <b>Float</b>	Read/Write
PID.6.RP.1	Boolean, Byte, <b>Word</b> , Short, Float	Read/Write
PID.6.D.2	Boolean, Byte, <b>Word</b> , Short, Float	Read/Write
PID.6.DB.2	Boolean, Byte, <b>Word</b> , Short, Float	Read/Write
PID.6.Dc.2	Boolean, Byte, <b>Word</b> , Short, Float	Read/Write
PID.6.DR.2	<b>Boolean</b>	Read/Write
PID.6.H.2	Boolean, Byte, <b>Word</b> , Short, Float	Read/Write
PID.6.Hc.2	Boolean, Byte, <b>Word</b> , Short, Float	Read/Write
PID.6.I.2	Boolean, Byte, <b>Word</b> , Short, Float	Read/Write
PID.6.Ic.2	Boolean, Byte, <b>Word</b> , Short, Float	Read/Write
PID.6.MR.2	Boolean, Byte, Word, Short, <b>Float</b>	Read/Write
PID.6.Oc.2	Boolean, Byte, <b>Word</b> , Short, Float	Read/Write
PID.6.OH.2	Boolean, Byte, Word, Short, <b>Float</b>	Read/Write
PID.6.OL.2	Boolean, Byte, Word, Short, <b>Float</b>	Read/Write
PID.6.P.2	Boolean, Byte, Word, Short, <b>Float</b>	Read/Write
PID.6.Pc.2	Boolean, Byte, <b>Word</b> , Short, Float	Read/Write
PID.6.PO.2	Boolean, Byte, Word, Short, <b>Float</b>	Read/Write
PID.6.RP.2	Boolean, Byte, <b>Word</b> , Short, Float	Read/Write
PID.7.D.1	Boolean, Byte, <b>Word</b> , Short, Float	Read/Write
PID.7.DB.1	Boolean, Byte, Word, Short, <b>Float</b>	Read/Write
PID.7.Dc.1	Boolean, Byte, <b>Word</b> , Short, Float	Read/Write
PID.7.DR.1	<b>Boolean</b>	Read/Write
PID.7.H.1	Boolean, Byte, <b>Word</b> , Short, Float	Read/Write
PID.7.Hc.1	Boolean, Byte, <b>Word</b> , Short, Float	Read/Write
PID.7.I.1	Boolean, Byte, <b>Word</b> , Short, Float	Read/Write
PID.7.Ic.1	Boolean, Byte, <b>Word</b> , Short, Float	Read/Write
PID.7.MR.1	Boolean, Byte, Word, Short, <b>Float</b>	Read/Write
PID.7.Oc.1	Boolean, Byte, <b>Word</b> , Short, Float	Read/Write
PID.7.OH.1	Boolean, Byte, Word, Short, <b>Float</b>	Read/Write
PID.7.OL.1	Boolean, Byte, Word, Short, <b>Float</b>	Read/Write
PID.7.P.1	Boolean, Byte, Word, Short, <b>Float</b>	Read/Write
PID.7.Pc.1	Boolean, Byte, <b>Word</b> , Short, Float	Read/Write
PID.7.PO.1	Boolean, Byte, Word, Short, <b>Float</b>	Read/Write
PID.7.SP.1	Boolean, Byte, Word, Short, <b>Float</b>	Read/Write

PID.RHY.1	Boolean, Byte, <b>Word</b> , Short, Float	Read/Write
PID.7.D.2	Boolean, Byte, <b>Word</b> , Short, Float	Read/Write
PID.7.DB.2	Boolean, Byte, <b>Word</b> , Short, Float	Read/Write
PID.7.Dc.2	Boolean, Byte, <b>Word</b> , Short, Float	Read/Write
PID.7.DR.2	<b>Boolean</b>	Read/Write
PID.7.H.2	Boolean, Byte, <b>Word</b> , Short, Float	Read/Write
PID.7.Hc.2	Boolean, Byte, <b>Word</b> , Short, Float	Read/Write
PID.7.I.2	Boolean, Byte, <b>Word</b> , Short, Float	Read/Write
PID.7.Ic.2	Boolean, Byte, <b>Word</b> , Short, Float	Read/Write
PID.7.MR.2	Boolean, Byte, Word, Short, <b>Float</b>	Read/Write
PID.7.Oc.2	Boolean, Byte, <b>Word</b> , Short, Float	Read/Write
PID.7.OH.2	Boolean, Byte, Word, Short, <b>Float</b>	Read/Write
PID.7.OL.2	Boolean, Byte, Word, Short, <b>Float</b>	Read/Write
PID.7.P.2	Boolean, Byte, Word, Short, <b>Float</b>	Read/Write
PID.7.Pc.2	Boolean, Byte, <b>Word</b> , Short, Float	Read/Write
PID.7.PO.2	Boolean, Byte, Word, Short, <b>Float</b>	Read/Write
PID.8.D.1	Boolean, Byte, <b>Word</b> , Short, Float	Read/Write
PID.8.DB.1	Boolean, Byte, <b>Word</b> , Short, Float	Read/Write
PID.8.Dc.1	Boolean, Byte, <b>Word</b> , Short, Float	Read/Write
PID.8.DR.1	<b>Boolean</b>	Read/Write
PID.8.H.1	Boolean, Byte, <b>Word</b> , Short, Float	Read/Write
PID.8.Hc.1	Boolean, Byte, <b>Word</b> , Short, Float	Read/Write
PID.8.I.1	Boolean, Byte, <b>Word</b> , Short, Float	Read/Write
PID.8.Ic.1	Boolean, Byte, <b>Word</b> , Short, Float	Read/Write
PID.8.MR.1	Boolean, Byte, Word, Short, <b>Float</b>	Read/Write
PID.8.Oc.1	Boolean, Byte, <b>Word</b> , Short, Float	Read/Write
PID.8.OH.1	Boolean, Byte, Word, Short, <b>Float</b>	Read/Write
PID.8.OL.1	Boolean, Byte, Word, Short, <b>Float</b>	Read/Write
PID.8.P.1	Boolean, Byte, Word, Short, <b>Float</b>	Read/Write
PID.8.Pc.1	Boolean, Byte, <b>Word</b> , Short, Float	Read/Write
PID.8.PO.1	Boolean, Byte, Word, Short, <b>Float</b>	Read/Write
PID.8.D.2	Boolean, Byte, <b>Word</b> , Short, Float	Read/Write
PID.8.DB.2	Boolean, Byte, <b>Word</b> , Short, Float	Read/Write
PID.8.Dc.2	Boolean, Byte, <b>Word</b> , Short, Float	Read/Write
PID.8.DR.2	<b>Boolean</b>	Read/Write
PID.8.H.2	Boolean, Byte, <b>Word</b> , Short, Float	Read/Write
PID.8.Hc.2	Boolean, Byte, <b>Word</b> , Short, Float	Read/Write
PID.8.I.2	Boolean, Byte, <b>Word</b> , Short, Float	Read/Write
PID.8.Ic.2	Boolean, Byte, <b>Word</b> , Short, Float	Read/Write
PID.8.MR.2	Boolean, Byte, Word, Short, <b>Float</b>	Read/Write
PID.8.Oc.2	Boolean, Byte, <b>Word</b> , Short, Float	Read/Write
PID.8.OH.2	Boolean, Byte, Word, Short, <b>Float</b>	Read/Write
PID.8.OL.2	Boolean, Byte, Word, Short, <b>Float</b>	Read/Write
PID.8.P.2	Boolean, Byte, Word, Short, <b>Float</b>	Read/Write
PID.8.Pc.2	Boolean, Byte, <b>Word</b> , Short, Float	Read/Write
PID.8.PO.2	Boolean, Byte, Word, Short, <b>Float</b>	Read/Write
PID.RDV.2	Boolean, Byte, <b>Word</b> , Short, Float	Read/Write
PID.RDV.1	Boolean, Byte, <b>Word</b> , Short, Float	Read/Write
PID.RHY.2	Boolean, Byte, <b>Word</b> , Short, Float	Read/Write

### Process Parameters Addressing for UP550

The driver supports the following Process parameters addresses for UP550. The default data type for each address type is shown in **bold**.

Address Format	Data Types	Access
----------------	------------	--------

PROCESS.ADERROR	Boolean, Byte, <b>Word</b> , Short, Float	Read Only
PROCESS.ALM	Boolean, Byte, <b>Word</b> , Short, Float	Read Only
PROCESS.ALOSTS	Boolean, Byte, <b>Word</b> , Short, Float	Read Only
PROCESS.DIS1	Boolean, Byte, <b>Word</b> , Short, Float	Read Only
PROCESS.DIS2	Boolean, Byte, <b>Word</b> , Short, Float	Read Only
PROCESS.DISTS	Boolean, Byte, <b>Word</b> , Short, Float	Read Only
PROCESS.ERROR.1	Boolean, Byte, <b>Word</b> , Short, Float	Read Only
PROCESS.EV21A	Boolean, Byte, Word, Short, <b>Float</b>	Read/Write
PROCESS.EV21B	Boolean, Byte, Word, Short, <b>Float</b>	Read/Write
PROCESS.EV22A	Boolean, Byte, Word, Short, <b>Float</b>	Read/Write
PROCESS.EV22B	Boolean, Byte, Word, Short, <b>Float</b>	Read/Write
PROCESS.EV23A	Boolean, Byte, Word, Short, <b>Float</b>	Read/Write
PROCESS.EV23B	Boolean, Byte, Word, Short, <b>Float</b>	Read/Write
PROCESS.EV24A	Boolean, Byte, Word, Short, <b>Float</b>	Read/Write
PROCESS.EV24B	Boolean, Byte, Word, Short, <b>Float</b>	Read/Write
PROCESS.EV25A	Boolean, Byte, Word, Short, <b>Float</b>	Read/Write
PROCESS.EV25B	Boolean, Byte, Word, Short, <b>Float</b>	Read/Write
PROCESS.EV26A	Boolean, Byte, Word, Short, <b>Float</b>	Read/Write
PROCESS.EV26B	Boolean, Byte, Word, Short, <b>Float</b>	Read/Write
PROCESS.EV27A	Boolean, Byte, Word, Short, <b>Float</b>	Read/Write
PROCESS.EV27B	Boolean, Byte, Word, Short, <b>Float</b>	Read/Write
PROCESS.EV28A	Boolean, Byte, Word, Short, <b>Float</b>	Read/Write
PROCESS.EV28B	Boolean, Byte, Word, Short, <b>Float</b>	Read/Write
PROCESS.LSP1	Boolean, Byte, Word, Short, <b>Float</b>	Read/Write
PROCESS.LSP2	Boolean, Byte, Word, Short, <b>Float</b>	Read/Write
PROCESS.PARAERR	Boolean, Byte, <b>Word</b> , Short, Float	Read Only
PROCESS.PIDNO	Boolean, Byte, <b>Word</b> , Short, Float	Read/Write
PROCESS.PTN	Boolean, Byte, <b>Word</b> , Short, Float	Read Only
PROCESS.PVEV	Boolean, Byte, <b>Word</b> , Short, Float	Read Only
PROCESS.RDISTS	Boolean, Byte, <b>Word</b> , Short, Float	Read Only
PROCESS.SEGNO	Boolean, Byte, <b>Word</b> , Short, Float	Read Only
PROCESS.SMEC	Boolean, Byte, <b>Word</b> , Short, Float	Read Only
PROCESS.TIME	Boolean, Byte, <b>Word</b> , Short, Float	Read Only
PROCESS.TMEV1	Boolean, Byte, <b>Word</b> , Short, Float	Read Only
PROCESS.TMEV2	Boolean, Byte, <b>Word</b> , Short, Float	Read Only
PROCESS.COUT.1	Boolean, Byte, <b>Word</b> , Short, Float	Read Only
PROCESS.CSP.1	Boolean, Byte, Word, Short, <b>Float</b>	Read Only
PROCESS.DEV.1	Boolean, Byte, <b>Word</b> , Short, Float	Read Only
PROCESS.HOUT.1	Boolean, Byte, <b>Word</b> , Short, Float	Read Only
PROCESS.MOD.1	Boolean, Byte, <b>Word</b> , Short, Float	Read Only
PROCESS.OR.1	Boolean, Byte, <b>Word</b> , Short, Float	Read Only
PROCESS.OUT.1	Boolean, Byte, Word, Short, <b>Float</b>	Read Only
PROCESS.PIDNO.1	Boolean, Byte, <b>Word</b> , Short, Float	Read Only
PROCESS.PV.1	Boolean, Byte, Word, Short, <b>Float</b>	Read Only
PROCESS.COUT.2	Boolean, Byte, <b>Word</b> , Short, Float	Read Only
PROCESS.CSP.2	Boolean, Byte, Word, Short, <b>Float</b>	Read Only
PROCESS.DEV.2	Boolean, Byte, <b>Word</b> , Short, Float	Read Only
PROCESS.ERROR.2	Boolean, Byte, <b>Word</b> , Short, Float	Read Only
PROCESS.HOUT.2	Boolean, Byte, <b>Word</b> , Short, Float	Read Only
PROCESS.MOD.2	Boolean, Byte, <b>Word</b> , Short, Float	Read Only
PROCESS.OR.2	Boolean, Byte, <b>Word</b> , Short, Float	Read Only
PROCESS.OUT.2	Boolean, Byte, Word, Short, <b>Float</b>	Read Only
PROCESS.PIDNO.2	Boolean, Byte, <b>Word</b> , Short, Float	Read Only
PROCESS.PV.2	Boolean, Byte, Word, Short, <b>Float</b>	Read Only

## Status Addressing for UP550

The driver supports Boolean status addresses for UP550.

Address Format	Data Types	Access
MODEL	<b>String</b>	Read Only
STATUS.ALO11.st	Boolean	Read Only
STATUS.ALO12.st	Boolean	Read Only
STATUS.ALO13.st	Boolean	Read Only
STATUS.ALO14.st	Boolean	Read Only
STATUS.AT2.st	Boolean	Read Only
STATUS.AUT/MAN.st	Boolean	Read Only
STATUS.DEV1-.st	Boolean	Read Only
STATUS.DEV1+.st	Boolean	Read Only
STATUS.DEV1Z.st	Boolean	Read Only
STATUS.DEV2-.st	Boolean	Read Only
STATUS.DEV2+.st	Boolean	Read Only
STATUS.DEV2Z.st	Boolean	Read Only
STATUS.DI1.st	Boolean	Read Only
STATUS.DI2.st	Boolean	Read Only
STATUS.DI3.st	Boolean	Read Only
STATUS.DI4.st	Boolean	Read Only
STATUS.DI5.st	Boolean	Read Only
STATUS.DI6.st	Boolean	Read Only
STATUS.DI7.st	Boolean	Read Only
STATUS.DI8.st	Boolean	Read Only
STATUS.HOLD.st	Boolean	Read Only
STATUS.LOCAL.st	Boolean	Read Only
STATUS.LP2.st	Boolean	Read Only
STATUS.PIDNO1.0.st	Boolean	Read Only
STATUS.PIDNO1.1.st	Boolean	Read Only
STATUS.PIDNO1.2.st	Boolean	Read Only
STATUS.PIDNO2.0.st	Boolean	Read Only
STATUS.PROG.st	Boolean	Read Only
STATUS.PV01.st	Boolean	Read Only
STATUS.PV02.st	Boolean	Read Only
STATUS.PV03.st	Boolean	Read Only
STATUS.PV04.st	Boolean	Read Only
STATUS.PV05.st	Boolean	Read Only
STATUS.PV06.st	Boolean	Read Only
STATUS.PV07.st	Boolean	Read Only
STATUS.PV08.st	Boolean	Read Only
STATUS.REMLCL2.st	Boolean	Read Only
STATUS.RESET.st	Boolean	Read Only
STATUS.WAIT.st	Boolean	Read Only
ALRMST.ALM11.st	Boolean	Read Only
ALRMST.ALM12.st	Boolean	Read Only
ALRMST.ALM13.st	Boolean	Read Only
ALRMST.ALM14.st	Boolean	Read Only
ALRMST.ALM21.st	Boolean	Read Only
ALRMST.ALM22.st	Boolean	Read Only
ALRMST.ALM23.st	Boolean	Read Only
ALRMST.ALM24.st	Boolean	Read Only
ALRMST.OR1.st	Boolean	Read Only
ALRMST.OR2.st	Boolean	Read Only
OFFSTATUS.A/M1.off	Boolean	Read Only

OFFSTATUS.A/M2.off	Boolean	Read Only
OFFSTATUS.AD1BO.off	Boolean	Read Only
OFFSTATUS.AD1ERR.off	Boolean	Read Only
OFFSTATUS.AD2BO.off	Boolean	Read Only
OFFSTATUS.AD2ERR.off	Boolean	Read Only
OFFSTATUS.AD3BO.off	Boolean	Read Only
OFFSTATUS.AD3ERR.off	Boolean	Read Only
OFFSTATUS.ALM11.off	Boolean	Read Only
OFFSTATUS.ALM12.off	Boolean	Read Only
OFFSTATUS.ALM13.off	Boolean	Read Only
OFFSTATUS.ALM14.off	Boolean	Read Only
OFFSTATUS.ALM21.off	Boolean	Read Only
OFFSTATUS.ALM22.off	Boolean	Read Only
OFFSTATUS.ALM23.off	Boolean	Read Only
OFFSTATUS.ALM24.off	Boolean	Read Only
OFFSTATUS.AT1.off	Boolean	Read Only
OFFSTATUS.AT1ERR.off	Boolean	Read Only
OFFSTATUS.AT2.off	Boolean	Read Only
OFFSTATUS.AT2ERR.off	Boolean	Read Only
OFFSTATUS.AUT.off	Boolean	Read Only
OFFSTATUS.C.RSP1ADC.off	Boolean	Read Only
OFFSTATUS.C.RSP1BO.off	Boolean	Read Only
OFFSTATUS.C.RSP2ADC.off	Boolean	Read Only
OFFSTATUS.C.RSP2BO.off	Boolean	Read Only
OFFSTATUS.CALB.E.off	Boolean	Read Only
OFFSTATUS.CAS.off	Boolean	Read Only
OFFSTATUS.DI1.off	Boolean	Read Only
OFFSTATUS.DI2.off	Boolean	Read Only
OFFSTATUS.DI3.off	Boolean	Read Only
OFFSTATUS.DI4.off	Boolean	Read Only
OFFSTATUS.DI5.off	Boolean	Read Only
OFFSTATUS.DI6.off	Boolean	Read Only
OFFSTATUS.DI7.off	Boolean	Read Only
OFFSTATUS.DI8.off	Boolean	Read Only
OFFSTATUS.EEP.E.off	Boolean	Read Only
OFFSTATUS.MAN.off	Boolean	Read Only
OFFSTATUS.MODE.E.off	Boolean	Read Only
OFFSTATUS.OR1.off	Boolean	Read Only
OFFSTATUS.OR2.off	Boolean	Read Only
OFFSTATUS.PARA.E.off	Boolean	Read Only
OFFSTATUS.PV1+over.off	Boolean	Read Only
OFFSTATUS.PV1ADC.off	Boolean	Read Only
OFFSTATUS.PV1BO.off	Boolean	Read Only
OFFSTATUS.PV1-over.off	Boolean	Read Only
OFFSTATUS.PV2+over.off	Boolean	Read Only
OFFSTATUS.PV2ADC.off	Boolean	Read Only
OFFSTATUS.PV2BO.off	Boolean	Read Only
OFFSTATUS.PV2-over.off	Boolean	Read Only
OFFSTATUS.R/L.off	Boolean	Read Only
OFFSTATUS.R/L2.off	Boolean	Read Only
OFFSTATUS.R/S.off	Boolean	Read Only
OFFSTATUS.RANGE.off	Boolean	Read Only
OFFSTATUS.RJC1ERR.off	Boolean	Read Only
OFFSTATUS.RJC2ERR.off	Boolean	Read Only
OFFSTATUS.RSP1ADC.off	Boolean	Read Only

OFFSTATUS.RSP1BO.off	Boolean	Read Only
OFFSTATUS.RSP2ADC.off	Boolean	Read Only
OFFSTATUS.RSP2BO.off	Boolean	Read Only
OFFSTATUS.SETUP.off	Boolean	Read Only
OFFSTATUS.SYSTEM.E.off	Boolean	Read Only
OFFSTATUS.USER.E.off	Boolean	Read Only
OFFSTATUS.UTMD.off	Boolean	Read Only
OFFSTATUS.VLV.ATERR.off	Boolean	Read Only
OFFSTATUS.VLV.BOUT.off	Boolean	Read Only
ONSTATUS.A/M1.on	Boolean	Read Only
ONSTATUS.A/M2.on	Boolean	Read Only
ONSTATUS.AD1BO.on	Boolean	Read Only
ONSTATUS.AD1ERR.on	Boolean	Read Only
ONSTATUS.AD3BO.on	Boolean	Read Only
ONSTATUS.AD3ERR.on	Boolean	Read Only
ONSTATUS.ALM11.on	Boolean	Read Only
ONSTATUS.ALM12.on	Boolean	Read Only
ONSTATUS.ALM13.on	Boolean	Read Only
ONSTATUS.ALM14.on	Boolean	Read Only
ONSTATUS.ALM21.on	Boolean	Read Only
ONSTATUS.ALM22.on	Boolean	Read Only
ONSTATUS.ALM23.on	Boolean	Read Only
ONSTATUS.ALM24.on	Boolean	Read Only
ONSTATUS.AT1.on	Boolean	Read Only
ONSTATUS.AT1ERR.on	Boolean	Read Only
ONSTATUS.AT2.on	Boolean	Read Only
ONSTATUS.AT2ERR.on	Boolean	Read Only
ONSTATUS.AUT.on	Boolean	Read Only
ONSTATUS.C.RSP1ADC.on	Boolean	Read Only
ONSTATUS.C.RSP1BO.on	Boolean	Read Only
ONSTATUS.C.RSP2ADC.on	Boolean	Read Only
ONSTATUS.C.RSP2BO.on	Boolean	Read Only
ONSTATUS.CALB.E.on	Boolean	Read Only
ONSTATUS.CAS.on	Boolean	Read Only
ONSTATUS.DI1.on	Boolean	Read Only
ONSTATUS.DI2.on	Boolean	Read Only
ONSTATUS.DI3.on	Boolean	Read Only
ONSTATUS.DI4.on	Boolean	Read Only
ONSTATUS.DI5.on	Boolean	Read Only
ONSTATUS.DI6.on	Boolean	Read Only
ONSTATUS.DI7.on	Boolean	Read Only
ONSTATUS.DI8.on	Boolean	Read Only
ONSTATUS.EEP.E.on	Boolean	Read Only
ONSTATUS.MAN.on	Boolean	Read Only
ONSTATUS.MODE.E.on	Boolean	Read Only
ONSTATUS.OR1.on	Boolean	Read Only
ONSTATUS.OR2.on	Boolean	Read Only
ONSTATUS.PARA.E.on	Boolean	Read Only
ONSTATUS.PV1+over.on	Boolean	Read Only
ONSTATUS.PV1ADC.on	Boolean	Read Only
ONSTATUS.PV1BO.on	Boolean	Read Only
ONSTATUS.PV1-over.on	Boolean	Read Only
ONSTATUS.PV2+over.on	Boolean	Read Only
ONSTATUS.PV2ADC.on	Boolean	Read Only
ONSTATUS.PV2BO.on	Boolean	Read Only

ONSTATUS.PV2-over.on	Boolean	Read Only
ONSTATUS.R/L.on	Boolean	Read Only
ONSTATUS.R/L2.on	Boolean	Read Only
ONSTATUS.RANGE.on	Boolean	Read Only
ONSTATUS.RJC1ERR.on	Boolean	Read Only
ONSTATUS.RJC2ERR.on	Boolean	Read Only
ONSTATUS.RS.on	Boolean	Read Only
ONSTATUS.RSP1ADC.on	Boolean	Read Only
ONSTATUS.RSP1BO.on	Boolean	Read Only
ONSTATUS.RSP2ADC.on	Boolean	Read Only
ONSTATUS.RSP2BO.on	Boolean	Read Only
ONSTATUS.SETUP.on	Boolean	Read Only
ONSTATUS.SYSTEM.E.on	Boolean	Read Only
ONSTATUS.USER.E.on	Boolean	Read Only
ONSTATUS.UTMD.on	Boolean	Read Only
ONSTATUS.VLV.ATERR.on	Boolean	Read Only
ONSTATUS.VLV.BOUT.on	Boolean	Read Only
STATUS.PIDNO2.1.st	Boolean	Read Only
STATUS.PIDNO2.2.st	Boolean	Read Only
STATUS.PIDNO1.3.st	Boolean	Read Only
STATUS.PIDNO2.3.st	Boolean	Read Only
STATUS.PTNO.0.st	Boolean	Read Only
STATUS.PTNO.1.st	Boolean	Read Only
STATUS.PTNO.2.st	Boolean	Read Only
STATUS.PTNO.3.st	Boolean	Read Only
STATUS.PTNO.4.st	Boolean	Read Only
STATUS.PTNO.5.st	Boolean	Read Only
STATUS.PTNO.6.st	Boolean	Read Only
STATUS.PTNO.7.st	Boolean	Read Only
STATUS.PTNO.8.st	Boolean	Read Only

### Absolute Address Mapping (D0001-D0300) for UP550

Register to Tag Address Mapping for registers D0001-D0300 are shown below.

**Note:** Registers missing in the given range are either not applicable for this device model or are not supported.

Register Address	Tag Address
D0001	PROCESS.ADERROR
D0002	PROCESS.ERROR.1
D0003	PROCESS.PV.1
D0004	PROCESS.CSP.1
D0005	PROCESS.OUT.1
D0006	PROCESS.HOUT.1
D0007	PROCESS.COUT.1
D0008	PROCESS.MOD.1
D0009	PROCESS.PIDNO.1
D0011	PROCESS.ALM
D0012	PROCESS.PVEV
D0013	PROCESS.TMEV1
D0014	PROCESS.TMEV2
D0015	PROCESS.PTN
D0016	PROCESS.SEGNO
D0017	PROCESS.TIME
D0018	PROCESS.ERROR.2
D0019	PROCESS.PV.2

D0020	PROCESS.CSP.2
D0021	PROCESS.OUT.2
D0022	PROCESS.HOUT.2
D0023	PROCESS.COUT.2
D0024	PROCESS.MOD.2
D0025	PROCESS.PIDNO.2
D0026	PROCESS.DEV.1
D0027	PROCESS.OR.1
D0030	PROCESS.DEV.2
D0031	PROCESS.OR.2
D0032	PROCESS.SMEC
D0033	PROCESS.DISTS
D0034	PROCESS.RDISTS
D0035	PROCESS.PARAERR
D0036	PROCESS.ALOSTS
D0039	PROCESS.DISP1
D0040	PROCESS.DISP2
D0101	PROCESS.LSP1
D0102	PROCESS.LSP2
D0103	PROCESS.PIDNO
D0104	PROCESS.EV21A
D0105	PROCESS.EV21B
D0106	PROCESS.EV22A
D0107	PROCESS.EV22B
D0108	PROCESS.EV23A
D0109	PROCESS.EV23B
D0110	PROCESS.EV24A
D0111	PROCESS.EV24B
D0112	PROCESS.EV25A
D0113	PROCESS.EV25B
D0114	PROCESS.EV26A
D0115	PROCESS.EV26B
D0116	PROCESS.EV27A
D0117	PROCESS.EV27B
D0118	PROCESS.EV28A
D0119	PROCESS.EV28B
D0208	OPMODE.R/P/L
D0209	OPMODE.HOLD
D0210	OPMODE.ADV
D0211	OPMODE.A/M.1
D0212	OPMODE.A/M.2
D0213	OPMODE.LSP/CAS
D0214	OPMODE.PTNO
D0217	OPMODE.MOUT.1
D0218	OPMODE.MOUTc.1
D0219	OPMODE.MOUT.2
D0220	OPMODE.MOUTc.2
D0221	OPMODE.HOLDDSP.1
D0222	OPMODE.HOLDDSP.2
D0223	OPMODE.HOLDTM
D0224	OPMODE.SST
D0231	OPMODE.A1
D0232	OPMODE.A2
D0233	OPMODE.A3
D0234	OPMODE.A4



D0241	OPREL.AT.1
D0242	OPREL.SC.1
D0243	OPREL.BS.1
D0244	OPREL.FL.1
D0250	OPREL.ORB.1
D0251	OPREL.ORH.1
D0252	OPREL.ORL.1
D0253	OPREL.S.TM
D0271	OPREL.AT.2
D0272	OPREL.SC.2
D0273	OPREL.BS.2
D0274	OPREL.FL.2
D0280	OPREL.ORB.2
D0281	OPREL.ORH.2
D0282	OPREL.ORL.2

### Absolute Address Mapping (D0301-D0700) for UP550

Register to Tag Address Mapping for registers D0301-D0700 are shown below.

**Note:** Registers missing in the given range are either not applicable for this device model or are not supported.

Register Address	Tag Address
D0306	PID.1.P.1
D0307	PID.1.I.1
D0308	PID.1.D.1
D0309	PID.1.OH.1
D0310	PID.1.OL.1
D0311	PID.1.MR.1
D0312	PID.1.H.1
D0313	PID.1.DR.1
D0314	PID.1.Pc.1
D0315	PID.1.Ic.1
D0316	PID.1.Dc.1
D0317	PID.1.Hc.1
D0318	PID.1.DB.1
D0319	PID.1.RP.1
D0320	PID.1.PO.1
D0321	PID.1.Oc.1
D0331	PID.2.P.1
D0332	PID.2.I.1
D0333	PID.2.D.1
D0334	PID.2.OH.1
D0335	PID.2.OL.1
D0336	PID.2.MR.1
D0337	PID.2.H.1
D0338	PID.2.DR.1
D0339	PID.2.Pc.1
D0340	PID.2.Ic.1
D0341	PID.2.Dc.1
D0342	PID.2.Hc.1
D0343	PID.2.DB.1
D0344	PID.2.RP.1
D0345	PID.2.PO.1
D0346	PID.2.Oc.1
D0356	PID.3.P.1

D0357	PID.3.I.1
D0358	PID.3.D.1
D0359	PID.3.OH.1
D0360	PID.3.OL.1
D0361	PID.3.MR.1
D0362	PID.3.H.1
D0363	PID.3.DR.1
D0364	PID.3.Pc.1
D0365	PID.3.Ic.1
D0366	PID.3.Dc.1
D0367	PID.3.Hc.1
D0368	PID.3.DB.1
D0369	PID.3.RP.1
D0370	PID.3.PO.1
D0371	PID.3.Oc.1
D0381	PID.4.P.1
D0382	PID.4.I.1
D0383	PID.4.D.1
D0384	PID.4.OH.1
D0385	PID.4.OL.1
D0386	PID.4.MR.1
D0387	PID.4.H.1
D0388	PID.4.DR.1
D0389	PID.4.Pc.1
D0390	PID.4.Ic.1
D0391	PID.4.Dc.1
D0392	PID.4.Hc.1
D0393	PID.4.DB.1
D0394	PID.4.RP.1
D0395	PID.4.PO.1
D0396	PID.4.Oc.1
D0406	PID.5.P.1
D0407	PID.5.I.1
D0408	PID.5.D.1
D0409	PID.5.OH.1
D0410	PID.5.OL.1
D0411	PID.5.MR.1
D0412	PID.5.H.1
D0413	PID.5.DR.1
D0414	PID.5.Pc.1
D0415	PID.5.Ic.1
D0416	PID.5.Dc.1
D0417	PID.5.Hc.1
D0418	PID.5.DB.1
D0419	PID.5.RP.1
D0420	PID.5.PO.1
D0421	PID.5.Oc.1
D0431	PID.6.P.1
D0432	PID.6.I.1
D0433	PID.6.D.1
D0434	PID.6.OH.1
D0435	PID.6.OL.1
D0436	PID.6.MR.1
D0437	PID.6.H.1
D0438	PID.6.DR.1

D0439	PID.6.Pc.1
D0440	PID.6.Ic.1
D0441	PID.6.Dc.1
D0442	PID.6.Hc.1
D0443	PID.6.DB.1
D0444	PID.6.RP.1
D0445	PID.6.PO.1
D0446	PID.6.Oc.1
D0451	PID.7.SP.1
D0456	PID.7.P.1
D0457	PID.7.I.1
D0458	PID.7.D.1
D0459	PID.7.OH.1
D0460	PID.7.OL.1
D0461	PID.7.MR.1
D0462	PID.7.H.1
D0463	PID.7.DR.1
D0464	PID.7.Pc.1
D0465	PID.7.Ic.1
D0466	PID.7.Dc.1
D0467	PID.7.Hc.1
D0468	PID.7.DB.1
D0469	PID.RHY.1
D0470	PID.7.PO.1
D0471	PID.7.Oc.1
D0481	PID.8.P.1
D0482	PID.8.I.1
D0483	PID.8.D.1
D0484	PID.8.OH.1
D0485	PID.8.OL.1
D0486	PID.8.MR.1
D0487	PID.8.H.1
D0488	PID.8.DR.1
D0489	PID.8.Pc.1
D0490	PID.8.Ic.1
D0491	PID.8.Dc.1
D0492	PID.8.Hc.1
D0493	PID.8.DB.1
D0494	PID.RDV.1
D0495	PID.8.PO.1
D0496	PID.8.Oc.1
D0506	PID.1.P.2
D0507	PID.1.I.2
D0508	PID.1.D.2
D0509	PID.1.OH.2
D0510	PID.1.OL.2
D0511	PID.1.MR.2
D0512	PID.1.H.2
D0513	PID.1.DR.2
D0514	PID.1.Pc.2
D0515	PID.1.Ic.2
D0516	PID.1.Dc.2
D0517	PID.1.Hc.2
D0518	PID.1.DB.2
D0519	PID.1.RP.2

D0520	PID.1.PO.2
D0521	PID.1.Oc.2
D0531	PID.2.P.2
D0532	PID.2.I.2
D0533	PID.2.D.2
D0534	PID.2.OH.2
D0535	PID.2.OL.2
D0536	PID.2.MR.2
D0537	PID.2.H.2
D0538	PID.2.DR.2
D0539	PID.2.Pc.2
D0540	PID.2.Ic.2
D0541	PID.2.Dc.2
D0542	PID.2.Hc.2
D0543	PID.2.DB.2
D0544	PID.2.RP.2
D0545	PID.2.PO.2
D0546	PID.2.Oc.2
D0556	PID.3.P.2
D0557	PID.3.I.2
D0558	PID.3.D.2
D0559	PID.3.OH.2
D0560	PID.3.OL.2
D0561	PID.3.MR.2
D0562	PID.3.H.2
D0563	PID.3.DR.2
D0564	PID.3.Pc.2
D0565	PID.3.Ic.2
D0566	PID.3.Dc.2
D0567	PID.3.Hc.2
D0568	PID.3.DB.2
D0569	PID.3.RP.2
D0570	PID.3.PO.2
D0571	PID.3.Oc.2
D0581	PID.4.P.2
D0582	PID.4.I.2
D0583	PID.4.D.2
D0584	PID.4.OH.2
D0585	PID.4.OL.2
D0586	PID.4.MR.2
D0587	PID.4.H.2
D0588	PID.4.DR.2
D0589	PID.4.Pc.2
D0590	PID.4.Ic.2
D0591	PID.4.Dc.2
D0592	PID.4.Hc.2
D0593	PID.4.DB.2
D0594	PID.4.RP.2
D0595	PID.4.PO.2
D0596	PID.4.Oc.2
D0606	PID.5.P.2
D0607	PID.5.I.2
D0608	PID.5.D.2
D0609	PID.5.OH.2
D0610	PID.5.OL.2

D0611	PID.5.MR.2
D0612	PID.5.H.2
D0613	PID.5.DR.2
D0614	PID.5.Pc.2
D0615	PID.5.Ic.2
D0616	PID.5.Dc.2
D0617	PID.5.Hc.2
D0618	PID.5.DB.2
D0619	PID.5.RP.2
D0620	PID.5.PO.2
D0621	PID.5.Oc.2
D0631	PID.6.P.2
D0632	PID.6.I.2
D0633	PID.6.D.2
D0634	PID.6.OH.2
D0635	PID.6.OL.2
D0636	PID.6.MR.2
D0637	PID.6.H.2
D0638	PID.6.DR.2
D0639	PID.6.Pc.2
D0640	PID.6.Ic.2
D0641	PID.6.Dc.2
D0642	PID.6.Hc.2
D0643	PID.6.DB.2
D0644	PID.6.RP.2
D0645	PID.6.PO.2
D0646	PID.6.Oc.2
D0656	PID.7.P.2
D0657	PID.7.I.2
D0658	PID.7.D.2
D0659	PID.7.OH.2
D0660	PID.7.OL.2
D0661	PID.7.MR.2
D0662	PID.7.H.2
D0663	PID.7.DR.2
D0664	PID.7.Pc.2
D0665	PID.7.Ic.2
D0666	PID.7.Dc.2
D0667	PID.7.Hc.2
D0668	PID.7.DB.2
D0669	PID.RHY.2
D0670	PID.7.PO.2
D0671	PID.7.Oc.2
D0681	PID.8.P.2
D0682	PID.8.I.2
D0683	PID.8.D.2
D0684	PID.8.OH.2
D0685	PID.8.OL.2
D0686	PID.8.MR.2
D0687	PID.8.H.2
D0688	PID.8.DR.2
D0689	PID.8.Pc.2
D0690	PID.8.Ic.2
D0691	PID.8.Dc.2
D0692	PID.8.Hc.2

D0693	PID.8.DB.2
D0694	PID.RDV.2
D0695	PID.8.PO.2
D0696	PID.8.Oc.2

### Absolute Address Mapping (D0701-D1300) for UP550

Register to Tag Address Mapping for registers D0701-D1300 are shown below.

**Note:** Registers missing in the given range are either not applicable for this device model or are not supported.

Register Address	Tag Address
D0701	LINEARIZER.U1
D0702	LINEARIZER.U2
D0703	LINEARIZER.U3
D0704	LINEARIZER.U4
D0705	LINEARIZER.U5
D0706	LINEARIZER.U6
D0707	LINEARIZER.U7
D0708	LINEARIZER.U8
D0726	LINEARIZER.1.A1
D0727	LINEARIZER.1.B1
D0728	LINEARIZER.1.A2
D0729	LINEARIZER.1.B2
D0730	LINEARIZER.1.A3
D0731	LINEARIZER.1.B3
D0732	LINEARIZER.1.A4
D0733	LINEARIZER.1.B4
D0734	LINEARIZER.1.A5
D0735	LINEARIZER.1.B5
D0736	LINEARIZER.1.A6
D0737	LINEARIZER.1.B6
D0738	LINEARIZER.1.A7
D0739	LINEARIZER.1.B7
D0740	LINEARIZER.1.A8
D0741	LINEARIZER.1.B8
D0742	LINEARIZER.1.A9
D0743	LINEARIZER.1.B9
D0744	LINEARIZER.1.A10
D0745	LINEARIZER.1.B10
D0746	LINEARIZER.1.A11
D0747	LINEARIZER.1.B11
D0748	LINEARIZER.1.PMD
D0751	LINEARIZER.2.A1
D0752	LINEARIZER.2.B1
D0753	LINEARIZER.2.A2
D0754	LINEARIZER.2.B2
D0755	LINEARIZER.2.A3
D0756	LINEARIZER.2.B3
D0757	LINEARIZER.2.A4
D0758	LINEARIZER.2.B4
D0759	LINEARIZER.2.A5
D0760	LINEARIZER.2.B5
D0761	LINEARIZER.2.A6
D0762	LINEARIZER.2.B6
D0763	LINEARIZER.2.A7

D0764	LINEARIZER.2.B7
D0765	LINEARIZER.2.A8
D0766	LINEARIZER.2.B8
D0767	LINEARIZER.2.A9
D0768	LINEARIZER.2.B9
D0769	LINEARIZER.2.A10
D0770	LINEARIZER.2.B10
D0771	LINEARIZER.2.A11
D0772	LINEARIZER.2.B11
D0773	LINEARIZER.2.PMD
D0902	CTRLPARAM.SPT.1
D0904	CTRLPARAM.TMU.1
D0905	CTRLPARAM.SEG.T
D0906	CTRLPARAM.PT2.G
D0907	CTRLPARAM.EHY1
D0908	CTRLPARAM.EHY2
D0909	CTRLPARAM.EHY3
D0910	CTRLPARAM.EHY4
D0911	CTRLPARAM.EHY5
D0912	CTRLPARAM.EHY6
D0913	CTRLPARAM.EHY7
D0914	CTRLPARAM.EHY8
D0915	CTRLPARAM.AL1.1
D0916	CTRLPARAM.AL2.1
D0917	CTRLPARAM.AL3.1
D0918	CTRLPARAM.AL4.1
D0919	CTRLPARAM.HY1.1
D0920	CTRLPARAM.HY2.1
D0921	CTRLPARAM.HY3.1
D0922	CTRLPARAM.HY4.1
D0923	CTRLPARAM.AMD.1
D0926	CTRLPARAM.OPR.1
D0927	CTRLPARAM.MOD.1
D0928	CTRLPARAM.AR.1
D0929	CTRLPARAM.ZON
D0930	CTRLPARAM.R.MD
D0931	CTRLPARAM.R.TM
D0933	CTRLPARAM.SPH.1
D0934	CTRLPARAM.SPL.1
D0939	CTRLPARAM.PNC
D0940	CTRLPARAM.GRP
D0966	CTRLPARAM.OPR.2
D0967	CTRLPARAM.MOD.2
D0968	CTRLPARAM.AR.2
D0973	CTRLPARAM.SPH.2
D0974	CTRLPARAM.SPL.2
D1001	LOPPARAM.A.BS1
D1002	LOPPARAM.A.FL1
D1003	LOPPARAM.A.SR1
D1004	LOPPARAM.A.LC1
D1005	LOPPARAM.A.BS2
D1006	LOPPARAM.A.FL2
D1007	LOPPARAM.A.SR2
D1008	LOPPARAM.A.LC2
D1009	LOPPARAM.A.BS3

D1010	LOOPPARAM.A.FL3
D1011	LOOPPARAM.A.SR3
D1012	LOOPPARAM.A.LC3
D1013	LOOPPARAM.RET1
D1014	LOOPPARAM.RTH1
D1015	LOOPPARAM.RTL1
D1016	LOOPPARAM.RET2
D1017	LOOPPARAM.RTH2
D1018	LOOPPARAM.RTL2
D1021	LOOPPARAM.TSC1
D1022	LOOPPARAM.TSC2
D1023	LOOPPARAM.TTM
D1026	CTRLPARAM.PT.NO
D1027	CTRLPARAM.RUN
D1028	LOOPPARAM.MODE
D1029	CTRLPARAM.PRG
D1030	LOOPPARAM.LP1
D1031	LOOPPARAM.LP2
D1032	LOOPPARAM.PID
D1033	LOOPPARAM.USR
D1034	LOOPPARAM.PYS1
D1035	LOOPPARAM.PYS2
D1101	CONFIG.C.S1
D1102	CONFIG.C.S2
D1103	CONFIG.C.S3
D1104	CONFIG.C.S4
D1105	CONFIG.C.S5
D1106	CONFIG.DO1
D1107	CONFIG.DO2
D1108	CONFIG.DO3
D1109	CONFIG.DO4
D1110	CONFIG.DO5
D1111	CONFIG.DO6
D1112	CONFIG.DO7
D1113	CONFIG.R151
D1114	CONFIG.R152
D1115	CONFIG.R153
D1116	CONFIG.R154
D1117	CONFIG.R155
D1118	CONFIG.R156
D1119	CONFIG.R157
D1120	CONFIG.R158
D1121	CONFIG.R251
D1122	CONFIG.R252
D1123	CONFIG.R253
D1124	CONFIG.R254
D1125	CONFIG.R255
D1126	CONFIG.R256
D1127	CONFIG.R257
D1128	CONFIG.R258
D1148	CONFIG.PROG
D1149	CONFIG.RESET
D1150	CONFIG.LOCAL
D1151	CONFIG.HOLD
D1152	CONFIG.ADV



D1153	CONFIG.A/M.1
D1154	CONFIG.A/M.2
D1155	CONFIG.LSP/CAS
D1156	CONFIG.PTNO.b0
D1157	CONFIG.PTNO.b1
D1158	CONFIG.PTNO.b2
D1159	CONFIG.PTNO.b3
D1160	CONFIG.PTNO.b4
D1161	CONFIG.PTNO.b5
D1162	CONFIG.PTNO.b6
D1163	CONFIG.PTNO.b7
D1164	CONFIG.PTNO.b8
D1165	CONFIG.DP1
D1166	CONFIG.DP2
D1167	CONFIG.MG1
D1168	CONFIG.MG2
D1169	CONFIG.MG4
D1201	CTRLMODE.IN1
D1202	CTRLMODE.UNI1
D1203	CTRLMODE.DP1
D1204	CTRLMODE.RH1
D1205	CTRLMODE.RL1
D1206	CTRLMODE.SDP1
D1207	CTRLMODE.SH1
D1208	CTRLMODE.SL1
D1209	CTRLMODE.BSL1
D1210	CTRLMODE.RJC1
D1211	CTRLMODE.IN2
D1212	CTRLMODE.UNI2
D1213	CTRLMODE.DP2
D1214	CTRLMODE.RH2
D1215	CTRLMODE.RL2
D1216	CTRLMODE.SDP2
D1217	CTRLMODE.SH2
D1218	CTRLMODE.SL2
D1219	CTRLMODE.BSL2
D1220	CTRLMODE.RJC2
D1221	CTRLMODE.IN3
D1222	CTRLMODE.UNI3
D1223	CTRLMODE.DP3
D1224	CTRLMODE.RH3
D1225	CTRLMODE.RL3
D1226	CTRLMODE.SDP3
D1227	CTRLMODE.SH3
D1228	CTRLMODE.SL3
D1229	CTRLMODE.BSL3
D1230	CTRLMODE.P.UNI1
D1231	CTRLMODE.P.DP1
D1232	CTRLMODE.P.RH1
D1233	CTRLMODE.P.RL1
D1234	CTRLMODE.P.UNI2
D1235	CTRLMODE.P.DP2
D1236	CTRLMODE.P.RH2
D1237	CTRLMODE.P.RL2
D1238	CTRLMODE.OT1

D1239	CTRLMODE.OT2
D1240	CTRLMODE.CT1
D1241	CTRLMODE.CT2
D1242	CTRLMODE.CTc1
D1243	CTRLMODE.CTc2
D1244	CTRLMODE.AO1
D1245	CTRLMODE.AO2
D1246	CTRLMODE.AO3
D1247	CTRLMODE.PSL1
D1248	CTRLMODE.BPS1
D1249	CTRLMODE.PRI1
D1250	CTRLMODE.STP1
D1251	CTRLMODE.DLN1
D1252	CTRLMODE.ADR1
D1253	CTRLMODE.RP.T1
D1254	CTRLMODE.PSL2
D1255	CTRLMODE.BPS2
D1256	CTRLMODE.PRI2
D1257	CTRLMODE.STP2
D1258	CTRLMODE.DLN2
D1259	CTRLMODE.ADR2
D1260	CTRLMODE.RP.T2
D1261	CTRLMODE.V.RS
D1262	CTRLMODE.V.L
D1263	CTRLMODE.V.H
D1264	CTRLMODE.TR.T
D1265	CTRLMODE.V.MOD
D1266	CTRLMODE.INIT
D1267	CTRLMODE.V.AT
D1268	CTRLMODE.A1H
D1269	CTRLMODE.A1L
D1270	CTRLMODE.A2H
D1271	CTRLMODE.A2L
D1272	CTRLMODE.A3H
D1273	CTRLMODE.A3L
D1280	CTRLMODE.UTM
D1281	CTRLMODE.SMP

### Absolute Address Mapping (I0001-I0714) for UP550

Register to Tag Address Mapping for registers I0001-I0714 are shown below.

**Note:** Registers missing in the given range are either not applicable for this device model or are not supported.

Register Address	Tag Address
I0001	ERR.AD1ERR.st
I0003	ERR.AD3ERR.st
I0005	ERR.AD1BO.st
I0007	ERR.AD3BO.st
I0012	ERR.VLV.ATERR.st
I0013	ERR.VLV.BOUT.st
I0017	ERR.PV1ADC.st
I0018	ERR.PV1BO.st
I0019	ERR.RJC1ERR.st
I0021	ERR.PV1+over.st
I0022	ERR.PV1-over.st

I0025	ERR.RSP1ADC.st
I0026	ERR.RSP1BO.st
I0029	ERR.C.RSP1ADC.st
I0030	ERR.C.RSP1BO.st
I0031	ERR.AT1ERR.st
I0033	ERR.PV2ADC.st
I0034	ERR.PV2BO.st
I0035	ERR.RJC2ERR.st
I0037	ERR.PV2+over.st
I0038	ERR.PV2-over.st
I0041	ERR.RSP2ADC.st
I0042	ERR.RSP2BO.st
I0045	ERR.C.RSP2ADC.st
I0046	ERR.C.RSP2BO.st
I0047	ERR.AT2ERR.st
I0049	ERR.CALB.E.st
I0051	ERR.USER.E.st
I0053	ERR.UTMD.st
I0054	ERR.RANGE.st
I0055	ERR.SETUP.st
I0057	ERR.PARA.E.st
I0058	ERR.MODE.E.st
I0061	ERR.EEP.E.st
I0063	ERR.SYSTEM.E.st
I0065	L1MODE.AM1.st
I0066	L1MODE.RL.st
I0067	L1MODE.RS.st
I0069	L1MODE.CAS.st
I0070	L1MODE.AUT.st
I0071	L1MODE.MAN.st
I0079	L1MODE.AT1.st
I0081	L2MODE.A/M2.st
I0082	L2MODE.R/L2.st
I0095	L2MODE.AT2.st
I0097	ALRMST.ALM11.st
I0098	ALRMST.ALM12.st
I0099	ALRMST.ALM13.st
I0101	ALRMST.ALM14.st
I0102	ALRMST.OR1.st
I0105	ALRMST.ALM21.st
I0106	ALRMST.ALM22.st
I0107	ALRMST.ALM23.st
I0109	ALRMST.ALM24.st
I0110	ALRMST.OR2.st
I0161	STATUS.DI1.st
I0162	STATUS.DI2.st
I0163	STATUS.DI3.st
I0164	STATUS.DI4.st
I0165	STATUS.DI5.st
I0166	STATUS.DI6.st
I0167	STATUS.DI7.st
I0168	STATUS.DI8.st
I0193	ONSTATUS.AD1ERR.on
I0195	ONSTATUS.AD3ERR.on
I0197	ONSTATUS.AD1BO.on

I0199	ONSTATUS.AD3BO.on
I0204	ONSTATUS.VLV.ATERR.on
I0205	ONSTATUS.VLV.BOUT.on
I0209	ONSTATUS.PV1ADC.on
I0210	ONSTATUS.PV1BO.on
I0211	ONSTATUS.RJC1ERR.on
I0213	ONSTATUS.PV1+over.on
I0214	ONSTATUS.PV1-over.on
I0217	ONSTATUS.RSP1ADC.on
I0218	ONSTATUS.RSP1BO.on
I0221	ONSTATUS.C.RSP1ADC.on
I0222	ONSTATUS.C.RSP1BO.on
I0223	ONSTATUS.AT1ERR.on
I0225	ONSTATUS.PV2ADC.on
I0226	ONSTATUS.PV2BO.on
I0227	ONSTATUS.RJC2ERR.on
I0229	ONSTATUS.PV2+over.on
I0230	ONSTATUS.PV2-over.on
I0233	ONSTATUS.RSP2ADC.on
I0234	ONSTATUS.RSP2BO.on
I0237	ONSTATUS.C.RSP2ADC.on
I0238	ONSTATUS.C.RSP2BO.on
I0239	ONSTATUS.AT2ERR.on
I0241	ONSTATUS.CALB.E.on
I0243	ONSTATUS.USER.E.on
I0245	ONSTATUS.UTMD.on
I0246	ONSTATUS.RANGE.on
I0247	ONSTATUS.SETUP.on
I0249	ONSTATUS.PARA.E.on
I0250	ONSTATUS.MODE.E.on
I0253	ONSTATUS.EEP.E.on
I0255	ONSTATUS.SYSTEM.E.on
I0257	ONSTATUS.A/M1.on
I0258	ONSTATUS.R/L.on
I0259	ONSTATUS.RS.on
I0261	ONSTATUS.CAS.on
I0262	ONSTATUS.AUT.on
I0263	ONSTATUS.MAN.on
I0271	ONSTATUS.AT1.on
I0273	ONSTATUS.A/M2.on
I0274	ONSTATUS.R/L2.on
I0287	ONSTATUS.AT2.on
I0289	ONSTATUS.ALM11.on
I0290	ONSTATUS.ALM12.on
I0291	ONSTATUS.ALM13.on
I0293	ONSTATUS.ALM14.on
I0294	ONSTATUS.OR1.on
I0297	ONSTATUS.ALM21.on
I0298	ONSTATUS.ALM22.on
I0299	ONSTATUS.ALM23.on
I0301	ONSTATUS.ALM24.on
I0302	ONSTATUS.OR2.on
I0353	ONSTATUS.DI1.on
I0354	ONSTATUS.DI2.on
I0355	ONSTATUS.DI3.on

I0356	ONSTATUS.DI4.on
I0357	ONSTATUS.DI5.on
I0358	ONSTATUS.DI6.on
I0359	ONSTATUS.DI7.on
I0360	ONSTATUS.DI8.on
I0385	OFFSTATUS.AD1ERR.off
I0386	OFFSTATUS.AD2ERR.off
I0387	OFFSTATUS.AD3ERR.off
I0389	OFFSTATUS.AD1BO.off
I0390	OFFSTATUS.AD2BO.off
I0391	OFFSTATUS.AD3BO.off
I0393	OFFSTATUS.RJC1ERR.off
I0394	OFFSTATUS.RJC2ERR.off
I0396	OFFSTATUS.VLV.ATERR.off
I0397	OFFSTATUS.VLV.BOUT.off
I0401	OFFSTATUS.PV1ADC.off
I0402	OFFSTATUS.PV1BO.off
I0405	OFFSTATUS.PV1+over.off
I0406	OFFSTATUS.PV1-over.off
I0409	OFFSTATUS.RSP1ADC.off
I0410	OFFSTATUS.RSP1BO.off
I0413	OFFSTATUS.C.RSP1ADC.off
I0414	OFFSTATUS.C.RSP1BO.off
I0415	OFFSTATUS.AT1ERR.off
I0417	OFFSTATUS.PV2ADC.off
I0418	OFFSTATUS.PV2BO.off
I0421	OFFSTATUS.PV2+over.off
I0422	OFFSTATUS.PV2-over.off
I0425	OFFSTATUS.RSP2ADC.off
I0426	OFFSTATUS.RSP2BO.off
I0429	OFFSTATUS.C.RSP2ADC.off
I0430	OFFSTATUS.C.RSP2BO.off
I0431	OFFSTATUS.AT2ERR.off
I0433	OFFSTATUS.CALB.E.off
I0435	OFFSTATUS.USER.E.off
I0437	OFFSTATUS.UTMD.off
I0438	OFFSTATUS.RANGE.off
I0439	OFFSTATUS.SETUP.off
I0441	OFFSTATUS.PARA.E.off
I0442	OFFSTATUS.MODE.E.off
I0445	OFFSTATUS.EEP.E.off
I0447	OFFSTATUS.SYSTEM.E.off
I0449	OFFSTATUS.A/M1.off
I0450	OFFSTATUS.R/L.off
I0451	OFFSTATUS.R/S.off
I0453	OFFSTATUS.CAS.off
I0454	OFFSTATUS.AUT.off
I0455	OFFSTATUS.MAN.off
I0463	OFFSTATUS.AT1.off
I0465	OFFSTATUS.A/M2.off
I0466	OFFSTATUS.R/L2.off
I0479	OFFSTATUS.AT2.off
I0481	OFFSTATUS.ALM11.off
I0482	OFFSTATUS.ALM12.off
I0483	OFFSTATUS.ALM13.off

I0485	OFFSTATUS.ALM14.off
I0486	OFFSTATUS.OR1.off
I0489	OFFSTATUS.ALM21.off
I0490	OFFSTATUS.ALM22.off
I0491	OFFSTATUS.ALM23.off
I0493	OFFSTATUS.ALM24.off
I0494	OFFSTATUS.OR2.off
I0545	OFFSTATUS.DI1.off
I0546	OFFSTATUS.DI2.off
I0547	OFFSTATUS.DI3.off
I0548	OFFSTATUS.DI4.off
I0549	OFFSTATUS.DI5.off
I0550	OFFSTATUS.DI6.off
I0551	OFFSTATUS.DI7.off
I0552	OFFSTATUS.DI8.off
I0582	STATUS.AUT/MAN.st
I0587	STATUS.RESET.st
I0588	STATUS.PROG.st
I0589	STATUS.LOCAL.st
I0590	STATUS.HOLD.st
I0591	STATUS.WAIT.st
I0593	STATUS.PIDNO1.0.st
I0594	STATUS.PIDNO1.1.st
I0595	STATUS.PIDNO1.2.st
I0596	STATUS.PIDNO1.3.st
I0597	STATUS.REMLCL2.st
I0600	STATUS.AT2.st
I0609	STATUS.PIDNO2.0.st
I0610	STATUS.PIDNO2.1.st
I0611	STATUS.PIDNO2.2.st
I0612	STATUS.PIDNO2.3.st
I0625	STATUS.PTNO.0.st
I0626	STATUS.PTNO.1.st
I0627	STATUS.PTNO.2.st
I0628	STATUS.PTNO.3.st
I0629	STATUS.PTNO.4.st
I0630	STATUS.PTNO.5.st
I0631	STATUS.PTNO.6.st
I0632	STATUS.PTNO.7.st
I0633	STATUS.PTNO.8.st
I0674	STATUS.LP2.st
I0681	STATUS.DEV1-.st
I0682	STATUS.DEV1Z.st
I0683	STATUS.DEV1+.st
I0685	STATUS.DEV2-.st
I0686	STATUS.DEV2Z.st
I0687	STATUS.DEV2+.st
I0689	STATUS.ALO11.st
I0690	STATUS.ALO12.st
I0691	STATUS.ALO13.st
I0693	STATUS.ALO14.st
I0705	STATUS.PV01.st
I0706	STATUS.PV02.st
I0707	STATUS.PV03.st
I0709	STATUS.PV04.st

I0710	STATUS.PV05.st
I0711	STATUS.PV06.st
I0713	STATUS.PV07.st
I0714	STATUS.PV08.st

### OP Related Parameters Addressing for UP350

The driver supports the following OP Related parameters addresses for UP350. The default data type for each address type is shown in **bold**.

Address Format	Data Types	Access
OPRELPARAM.AT	<b>BooleanByte</b> , Word, Short, Float	Read/Write
OPRELPARAM.BS	Boolean, Byte, <b>Word</b> , Short, Float	Read/Write
OPRELPARAM.DR	Boolean, Byte, <b>Word</b> , Short, Float	Read/Write
OPRELPARAM.FL	Boolean, Byte, <b>Word</b> , Short, Float	Read/Write
OPRELPARAM.HYS	Boolean, Byte, Word, Short, <b>Float</b>	Read/Write
OPRELPARAM.OH	Boolean, Byte, <b>Word</b> , Short, Float	Read/Write
OPRELPARAM.OL	Boolean, Byte, <b>Word</b> , Short, Float	Read/Write
OPRELPARAM.SC	Boolean, <b>Byte</b> , Word, Short, Float	Read/Write

### PID Parameters Addressing for UP350

The driver supports the following PID parameters addresses for UP350. The default data type for each address type is shown in **bold**.

Address Format	Data Types	Access
PID.RDV	Boolean, Byte, Word, Short, <b>Float</b>	Read/Write
PID.1.D	Boolean, Byte, Word, Short, <b>Float</b>	Read/Write
PID.1.I	Boolean, Byte, Word, Short, <b>Float</b>	Read/Write
PID.1.MR	Boolean, Byte, Word, Short, <b>Float</b>	Read/Write
PID.1.P	Boolean, Byte, Word, Short, <b>Float</b>	Read/Write
PID.1.RP	Boolean, Byte, Word, Short, <b>Float</b>	Read/Write
PID.2.D	Boolean, Byte, Word, Short, <b>Float</b>	Read/Write
PID.2.I	Boolean, Byte, Word, Short, <b>Float</b>	Read/Write
PID.2.MR	Boolean, Byte, Word, Short, <b>Float</b>	Read/Write
PID.2.P	Boolean, Byte, Word, Short, <b>Float</b>	Read/Write
PID.2.RP	Boolean, Byte, Word, Short, <b>Float</b>	Read/Write
PID.3.D	Boolean, Byte, Word, Short, <b>Float</b>	Read/Write
PID.3.I	Boolean, Byte, Word, Short, <b>Float</b>	Read/Write
PID.3.MR	Boolean, Byte, Word, Short, <b>Float</b>	Read/Write
PID.3.P	Boolean, Byte, Word, Short, <b>Float</b>	Read/Write
PID.4.D	Boolean, Byte, Word, Short, <b>Float</b>	Read/Write
PID.4.I	Boolean, Byte, Word, Short, <b>Float</b>	Read/Write
PID.4.MR	Boolean, Byte, Word, Short, <b>Float</b>	Read/Write
PID.4.P	Boolean, Byte, Word, Short, <b>Float</b>	Read/Write

### Process Parameters Addressing for UP350

The driver supports the following Process parameters addresses for UP350. The default data type for each address type is shown in **bold**.

Address Format	Data Types	Access
PROCESS.ADERROR	Boolean, Byte, <b>Word</b> , Short, Float	Read Only
PROCESS.ADV	Boolean, Byte, <b>Word</b> , Short, Float	Read/Write
PROCESS.CSP	Boolean, Byte, Word, Short, <b>Float</b>	Read Only
PROCESS.ERROR	Boolean, Byte, <b>Word</b> , Short, Float	Read Only
PROCESS.HOLD	Boolean, Byte, <b>Word</b> , Short, Float	Read/Write
PROCESS.HOLDSP	Boolean, Byte, <b>Word</b> , Short, Float	Read/Write

PROCESS.HOLDTM	Boolean, Byte, <b>Word</b> , Short, Float	Read/Write
PROCESS.MOD	Boolean, Byte, <b>Word</b> , Short, Float	Read Only
PROCESS.OUT	Boolean, Byte, Word, Short, <b>Float</b>	Read Only
PROCESS.PARAERR	Boolean, Byte, <b>Word</b> , Short, Float	Read Only
PROCESS.PIDNO	Boolean, Byte, <b>Word</b> , Short, Float	Read Only
PROCESS.PV	Boolean, Byte, Word, Short, <b>Float</b>	Read Only
PROCESS.PVE	Boolean, Byte, <b>Word</b> , Short, Float	Read Only
PROCESS.R/P1/P2	Boolean, Byte, <b>Word</b> , Short, Float	Read/Write
PROCESS.SEGNO	Boolean, Byte, <b>Word</b> , Short, Float	Read Only
PROCESS.TIME	Boolean, Byte, <b>Word</b> , Short, Float	Read Only

### Setup Parameters Addressing for UP350

The driver supports the following Setup parameters addresses for UP350. The default data type for each address type is shown in **bold**.

Address Format	Data Types	Access
SETUP.AR	Boolean, Byte, Word, Short, <b>Float</b>	Read Only
SETUP.C.MD	Boolean, Byte, Word, Short, <b>Float</b>	Read/Write
SETUP.C.S1	Boolean, Byte, Word, Short, <b>Float</b>	Read/Write
SETUP.C.S2	Boolean, Byte, Word, Short, <b>Float</b>	Read/Write
SETUP.C.S3	Boolean, Byte, Word, Short, <b>Float</b>	Read/Write
SETUP.C.S4	Boolean, Byte, Word, Short, <b>Float</b>	Read/Write
SETUP.DIS	Boolean, Byte, Word, Short, <b>Float</b>	Read/Write
SETUP.HY1	Boolean, Byte, Word, Short, <b>Float</b>	Read/Write
SETUP.HY2	Boolean, Byte, Word, Short, <b>Float</b>	Read/Write
SETUP.LOCK	Boolean, Byte, Word, Short, <b>Float</b>	Read Only
SETUP.PO	Boolean, Byte, Word, Short, <b>Float</b>	Read/Write
SETUP.RET	Boolean, Byte, Word, Short, <b>Float</b>	Read/Write
SETUP.RTH	Boolean, Byte, Word, Short, <b>Float</b>	Read/Write
SETUP.RTL	Boolean, Byte, Word, Short, <b>Float</b>	Read/Write
SETUP.SEG.T	Boolean, Byte, <b>Word</b> , Short, Float	Read/Write
SETUP.TMU	Boolean, Byte, Word, Short, <b>Float</b>	Read/Write

### Communication Parameters Addressing for UP350

The driver supports the following Communication parameters addresses for UP350. The default data type for each address type is shown in **bold**.

Address Format	Data Types	Access
COMM.ADR	Boolean, Byte, Word, Short, <b>Float</b>	Read/Write
COMM.BPS	Boolean, Byte, Word, Short, <b>Float</b>	Read/Write
COMM.DLN	Boolean, Byte, Word, Short, <b>Float</b>	Read/Write
COMM.PRI	Boolean, Byte, Word, Short, <b>Float</b>	Read/Write
COMM.PSL	Boolean, Byte, Word, Short, <b>Float</b>	Read Only
COMM.RP.T	Boolean, Byte, Word, Short, <b>Float</b>	Read/Write
COMM.STP	Boolean, Byte, Word, Short, <b>Float</b>	Read/Write

### Control Output Parameters Addressing for UP350

The driver supports the following Control Output parameters addresses for UP350. The default data type for each address type is shown in **bold**.

Address Format	Data Types	Access
CTRL.OUT.CT	Boolean, Byte, Word, Short, <b>Float</b>	Read/Write
CTRL.OUT.OT	Boolean, Byte, Word, Short, <b>Float</b>	Read/Write



## PV Input Parameters Addressing for UP350

The driver supports the following PV Input parameters addresses for UP350. The default data type for each address type is shown in **bold**.

Address Format	Data Types	Access
PVINP.BSL	Boolean, Byte, Word, Short, <b>Float</b>	Read/Write
PVINP.DP	Boolean, Byte, Word, Short, <b>Float</b>	Read Only
PVINP.IN	Boolean, Byte, Word, Short, <b>Float</b>	Read/Write
PVINP.RH	Boolean, Byte, Word, Short, <b>Float</b>	Read/Write
PVINP.RJC	Boolean, Byte, Word, Short, <b>Float</b>	Read/Write
PVINP.RL	Boolean, Byte, Word, Short, <b>Float</b>	Read/Write
PVINP.SDP	Boolean, Byte, Word, Short, <b>Float</b>	Read/Write
PVINP.SH	Boolean, Byte, Word, Short, <b>Float</b>	Read/Write
PVINP.SL	Boolean, Byte, Word, Short, <b>Float</b>	Read/Write
PVINP.UNI	Boolean, Byte, Word, Short, <b>Float</b>	Read/Write

## Status Addressing for UP350

The driver supports Boolean status addresses for UP350.

Address Format	Data Types	Access
MODEL	String	Read Only
STATUS.ADERROR.st	Boolean	Read Only
STATUS.AT.E.st	Boolean	Read Only
STATUS.AT.st	Boolean	Read Only
STATUS.CALB.E.st	Boolean	Read Only
STATUS.EEP.E.st	Boolean	Read Only
STATUS.HOLD.st	Boolean	Read Only
STATUS.PARA.E.st	Boolean	Read Only
STATUS.PROG1.st	Boolean	Read Only
STATUS.PROG2.st	Boolean	Read Only
STATUS.PV+over.st	Boolean	Read Only
STATUS.PVBO.st	Boolean	Read Only
STATUS.PVE1.st	Boolean	Read Only
STATUS.PVE2.st	Boolean	Read Only
STATUS.PV-over.st	Boolean	Read Only
STATUS.RESET.st	Boolean	Read Only
STATUS.RJCERR.st	Boolean	Read Only
STATUS.SETUP.st	Boolean	Read Only
STATUS.SYSTEM.E.st	Boolean	Read Only
STATUS.TME.st	Boolean	Read Only
STATUS.WAIT.st	Boolean	Read Only
OFFSTATUS.ADERROR.off	Boolean	Read Only
OFFSTATUS.AT.E.off	Boolean	Read Only
OFFSTATUS.AT.off	Boolean	Read Only
OFFSTATUS.CALB.E.off	Boolean	Read Only
OFFSTATUS.EEP.E.off	Boolean	Read Only
OFFSTATUS.HOLD.off	Boolean	Read Only
OFFSTATUS.PARA.E.off	Boolean	Read Only
OFFSTATUS.PROG1.off	Boolean	Read Only
OFFSTATUS.PROG2.off	Boolean	Read Only
OFFSTATUS.PV+over.off	Boolean	Read Only
OFFSTATUS.PVBO.off	Boolean	Read Only
OFFSTATUS.PVE1.off	Boolean	Read Only
OFFSTATUS.PVE2.off	Boolean	Read Only
OFFSTATUS.PV-over.off	Boolean	Read Only

OFFSTATUS.RESET.off	Boolean	Read Only
OFFSTATUS.RJCERR.off	Boolean	Read Only
OFFSTATUS.SETUP.off	Boolean	Read Only
OFFSTATUS.SYSTEM.E.off	Boolean	Read Only
OFFSTATUS.TIME.off	Boolean	Read Only
OFFSTATUS.WAIT.off	Boolean	Read Only
ONSTATUS.ADERROR.on	Boolean	Read Only
ONSTATUS.AT.E.on	Boolean	Read Only
ONSTATUS.AT.on	Boolean	Read Only
ONSTATUS.CALB.E.on	Boolean	Read Only
ONSTATUS.EEP.E.on	Boolean	Read Only
ONSTATUS.PARA.E.on	Boolean	Read Only
ONSTATUS.PV+over.on	Boolean	Read Only
ONSTATUS.PVBO.on	Boolean	Read Only
ONSTATUS.PVE1.on	Boolean	Read Only
ONSTATUS.PVE2.on	Boolean	Read Only
ONSTATUS.PV-over.on	Boolean	Read Only
ONSTATUS.RJCERR.on	Boolean	Read Only
ONSTATUS.SETUP.on	Boolean	Read Only
ONSTATUS.SYSTEM.E.on	Boolean	Read Only

### Absolute Address Mapping (D0001-D1253) for UT350L

Register to Tag Address Mapping for registers D0001-D1253 are shown below.

**Note:** Registers missing in the given range are either not applicable for this device model or are not supported.

Register Address	Tag Address
D0001	PROCESS.ADERROR
D0002	PROCESS.ERROR
D0003	PROCESS.PV
D0004	PROCESS.CSP
D0005	PROCESS.OUT
D0008	PROCESS.MOD
D0009	PROCESS.PIDNO
D0012	PROCESS.PVE
D0013	PROCESS.TIME
D0016	PROCESS.SEGNO
D0035	PROCESS.PARAERR
D0208	PROCESS.R/P1/P2
D0209	PROCESS.HOLD
D0210	PROCESS.ADV
D0221	PROCESS.HOLDSP
D0223	PROCESS.HOLDTM
D0241	OPRELPARAM.AT
D0242	OPRELPARAM.SC
D0243	OPRELPARAM.BS
D0244	OPRELPARAM.FL
D0254	OPRELPARAM.OH
D0255	OPRELPARAM.OL
D0256	OPRELPARAM.HYS
D0257	OPRELPARAM.DR
D0306	PID.1.P
D0307	PID.1.I
D0308	PID.1.D
D0311	PID.1.MR

D0319	PID.1.RP
D0331	PID.2.P
D0332	PID.2.I
D0333	PID.2.D
D0336	PID.2.MR
D0344	PID.2.RP
D0356	PID.3.P
D0357	PID.3.I
D0358	PID.3.D
D0361	PID.3.MR
D0381	PID.4.P
D0382	PID.4.I
D0383	PID.4.D
D0386	PID.4.MR
D0494	PID.RDV
D0904	SETUP.TMU
D0905	SETUP.SEG.T
D0919	SETUP.HY1
D0920	SETUP.HY2
D0924	SETUP.PO
D0927	SETUP.C.MD
D0928	SETUP.AR
D0932	SETUP.DIS
D1013	SETUP.RET
D1014	SETUP.RTH
D1015	SETUP.RTL
D1036	SETUP.LOCK
D1101	SETUP.C.S1
D1102	SETUP.C.S2
D1103	SETUP.C.S3
D1104	SETUP.C.S4
D1201	PVINP.IN
D1202	PVINP.UNI
D1203	PVINP.DP
D1204	PVINP.RH
D1205	PVINP.RL
D1206	PVINP.SDP
D1207	PVINP.SH
D1208	PVINP.SL
D1209	PVINP.BSL
D1210	PVINP.RJC
D1238	CTRLOUT.OT
D1240	CTRLOUT.CT
D1247	COMM.PSL
D1248	COMM.BPS
D1249	COMM.PRI
D1250	COMM.STP
D1251	COMM.DLN
D1252	COMM.ADR
D1253	COMM.RP.T

### Absolute Address Mapping (I0001-I0513) for UT350L

Register to Tag Address Mapping for registers I0001-I0513 are shown below.

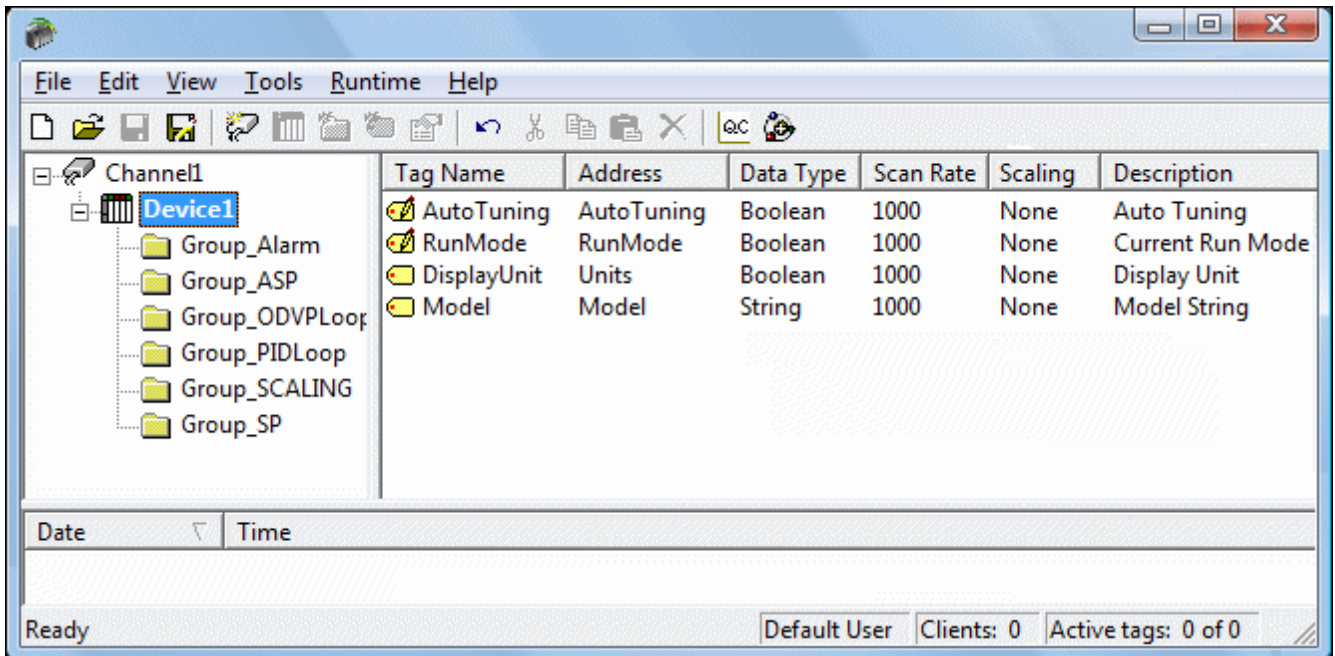
**Note:** Registers missing in the given range are either not applicable for this device model or are not supported.

Register Address	Tag Address
I0001	STATUS.ADERROR.st
I0018	STATUS.PVBO.st
I0019	STATUS.RJCERR.st
I0021	STATUS.PV+over.st
I0022	STATUS.PV-over.st
I0031	STATUS.AT.E.st
I0049	STATUS.CALB.E.st
I0055	STATUS.SETUP.st
I0057	STATUS.PARA.E.st
I0061	STATUS.EEP.E.st
I0063	STATUS.SYSTEM.E.st
I0073	STATUS.RESET.st
I0074	STATUS.PROG1.st
I0075	STATUS.PROG2.st
I0077	STATUS.HOLD.st
I0078	STATUS.WAIT.st
I0079	STATUS.AT.st
I0113	STATUS.PVE1.st
I0114	STATUS.PVE2.st
I0129	STATUS.TME.st
I0193	ONSTATUS.ADERROR.on
I0210	ONSTATUS.PVBO.on
I0211	ONSTATUS.RJCERR.on
I0213	ONSTATUS.PV+over.on
I0214	ONSTATUS.PV-over.on
I0223	ONSTATUS.AT.E.on
I0241	ONSTATUS.CALB.E.on
I0247	ONSTATUS.SETUP.on
I0249	ONSTATUS.PARA.E.on
I0253	ONSTATUS.EEP.E.on
I0255	ONSTATUS.SYSTEM.E.on
I0271	ONSTATUS.AT.on
I0305	ONSTATUS.PVE1.on
I0306	ONSTATUS.PVE2.on
I0385	OFFSTATUS.ADERROR.off
I0402	OFFSTATUS.PVBO.off
I0403	OFFSTATUS.RJCERR.off
I0405	OFFSTATUS.PV+over.off
I0406	OFFSTATUS.PV-over.off
I0415	OFFSTATUS.AT.E.off
I0433	OFFSTATUS.CALB.E.off
I0439	OFFSTATUS.SETUP.off
I0441	OFFSTATUS.PARA.E.off
I0445	OFFSTATUS.EEP.E.off
I0447	OFFSTATUS.SYSTEM.E.off
I0457	OFFSTATUS.RESET.off
I0458	OFFSTATUS.PROG1.off
I0459	OFFSTATUS.PROG2.off
I0461	OFFSTATUS.HOLD.off
I0462	OFFSTATUS.WAIT.off
I0463	OFFSTATUS.AT.off
I0497	OFFSTATUS.PVE1.off
I0498	OFFSTATUS.PVE2.off
I0513	OFFSTATUS.TIME.off

## Automatic Tag Database Generation

The Yokogawa Controller driver utilizes the OPC server's Automatic Tag Database Generation feature once a device model is selected. This allows drivers to automatically create tags by using a fixed database. A tag group will be created for each of the groups listed in [Address Descriptions](#).

**Note:** The following screenshot illustrates the results of Automatic Tag Database Creation for a UT37 device.



## Error Descriptions

---

The following error/warning messages may be generated. Click on the link for a description of the message.

### Address Validation

#### [Missing address](#)

[Device address '<address>' contains a syntax error](#)

[Address '<address>' is out of range for the specified device or register](#)

[Data Type '<type>' is not valid for device address '<address>'](#)

[Device address '<address>' is Read Only](#)

### Serial Communications

#### [COMn does not exist](#)

#### [Error opening COMn](#)

[COMn is in use by another application](#)

[Unable to set comm parameters on COMn](#)

[Communications error on '<channel name>' \[<error mask>\]](#)

### Device Status Messages

[Device '<device name>' is not responding](#)

[Unable to write to '<address>' on device '<device name>'](#)

### PCLink Specific Errors

[Unable to read absolute address <start address> to <last address> from device <device number>.](#)

[EC1 = <Error Code>. See Help File for absolute addressing](#)

[Failed to read tag <tag address> for device <Device ID>.Device returned EC1 = <Error Code>](#)

[Frame received for absolute address <tag address> to <tag address> for device <Device ID> had checksum error](#)

[Frame received for tag <tag address> for device <Device ID> had checksum error](#)

## Address Validation

---

The following error/warning messages may be generated. Click on the link for a description of the message.

### Address Validation

#### [Missing address](#)

[Device address '<address>' contains a syntax error](#)

[Address '<address>' is out of range for the specified device or register](#)

[Data Type '<type>' is not valid for device address '<address>'](#)

[Device address '<address>' is Read Only](#)

## Missing address

---

### Error Type:

Warning

### Possible Cause:

A tag address that has been specified dynamically has no length.

### Solution:

Re-enter the address in the client application.

## Device address '<address>' contains a syntax error

---

### Error Type:

Warning

### Possible Cause:

A tag address that has been specified dynamically contains one or more invalid characters.

### Solution:

Re-enter the address in the client application.

---

**Address '<address>' is out of range for the specified device or register**

---

**Error Type:**

Warning

**Possible Cause:**

A tag address that has been specified dynamically references a location that is beyond the range of supported locations for the device.

**Solution:**

Verify that the address is correct; if it is not, re-enter it in the client application.

---

**Data Type '<type>' is not valid for device address '<address>'**

---

**Error Type:**

Warning

**Possible Cause:**

A tag address that has been specified dynamically has been assigned an invalid data type.

**Solution:**

Modify the requested data type in the client application.

---

**Device address '<address>' is Read Only**

---

**Error Type:**

Warning

**Possible Cause:**

A tag address that has been specified dynamically has a requested access mode that is not compatible with what the device supports for that address.

**Solution:**

Change the access mode in the client application.

---

**Serial Communications**

---

The following error/warning messages may be generated. Click on the link for a description of the message.

**Serial Communications**

[COMn does not exist](#)

[Error opening COMn](#)

[COMn is in use by another application](#)

[Unable to set comm parameters on COMn](#)

[Communications error on '<channel name>' \[<error mask>\]](#)

---

**COMn does not exist**

---

**Error Type:**

Fatal

**Possible Cause:**

The specified COM port is not present on the target computer.

**Solution:**

Verify that the proper COM port has been selected.

---

**Error opening COMn**

---

**Error Type:**

Fatal

**Possible Cause:**

The specified COM port could not be opened due to an internal hardware or software problem on the target computer.

**Solution:**

Verify that the COM port is functional and may be accessed by other Windows applications.

**COMn is in use by another application**

---

**Error Type:**

Fatal

**Possible Cause:**

The serial port assigned to a device is being used by another application.

**Solution:**

1. Verify that the correct port has been assigned to the channel.
2. Verify that only one copy of the current project is running.

**Unable to set comm parameters on COMn**

---

**Error Type:**

Fatal

**Possible Cause:**

The serial parameters for the specified COM port are not valid.

**Solution:**

Verify the serial parameters and make any necessary changes.

**Communications error on '<channel name>' [<error mask>]**

---

**Error Type:**

Serious

**Error Mask Definitions:**

**B** = Hardware break detected.

**F** = Framing error.

**E** = I/O error.

**O** = Character buffer overrun.

**R** = RX buffer overrun.

**P** = Received byte parity error.

**T** = TX buffer full.

**Possible Cause:**

1. The serial connection between the device and the Host PC is bad.
2. The communications parameters for the serial connection are incorrect.

**Solution:**

1. Verify the cabling between the PC and the PLC device.
2. Verify that the specified communications parameters match those of the device.

**Device Status Messages**

---

The following error/warning messages may be generated. Click on the link for a description of the message.

**Device Status Messages**

[Device '<device name>' is not responding](#)

[Unable to write to '<address>' on device '<device name>'](#)

**Device '<device name>' is not responding**

---

**Error Type:**

Serious

**Possible Cause:**

1. The connection between the device and the Host PC is broken.
2. The IP address assigned to the device is incorrect.
3. The connection cannot be established in the specified timeout period.



4. The response cannot be received in the specified timeout period.
5. The "checksum enabled" property in the Device Properties may differ from that in the device.
6. The response from the device took longer to receive than the amount of time specified in the "Request Timeout" device setting.

**Solution:**

1. Verify the cabling between the PC and the PLC device.
2. Verify the IP address given to the named device matches that of the actual device.
3. Increase the Connect Timeout value in the Timeout page of Device Properties.
4. Increase the Request Timeout value in the Timeout page of Device Properties.
5. Verify that the checksum properties of the device and Device Properties matches with each other.
6. Increase the Request Timeout setting so that the entire response can be handled.

**Unable to write to '<address>' on device '<device name>'****Error Type:**

Serious

**Possible Cause:**

1. The connection between the device and the Host PC is broken.
2. The named device may have been assigned an incorrect IP address.
3. The address specified may be Read Only or may not exist in the current device.

**Solution:**

1. Verify the cabling between the PC and the PLC device.
2. Verify the IP address given to the named device matches that of the actual device.
3. Check address availability for the device.

**PCLink Error Messages**

The following error/warning messages may be generated. Click on the link for a description of the message.

**PCLink Error Messages**

[Unable to read absolute address <start address> to <last address> from device <Device ID>. EC1 = <error code>](#)

[Failed to read tag <tag address> for device <Device ID>. Device returned EC1 = <error code>](#)

[Frame received for absolute address <tag address> to <tag address> for device <Device ID> had checksum error](#)

[Frame received for tag <tag address> for device <Device ID> had checksum error](#)

**Unable to read absolute address <start address> to <last address> from device <Device ID>. EC1 = <error code>****Error Type:**

Warning

**Possible Cause:**

1. The command does not exist (EC1 = 02).
2. Specified register number does not exist (EC1 = 03).
3. Register address may be out of range or a value too high was used when writing to a tag (EC1 = 04).
4. The request size (Number of words/request) may be too high (EC1 = 05).
5. Parameter Error (EC1 = 08).
6. Checksum Error (EC1 = 42).
7. Internal buffer overflow (EC1 = 43).
8. Timeout between received character (EC1 = 44).

**Solution:**

1. Verify the tag address. Make sure the appropriate device is connected.
2. Make sure the checksum properties in the Device Properties matches with the Device Settings.
3. Lower the request size. For example, if 64 words (with a starting address of 1160) are being requested on a device that has 1200 registers, then registers 1160 to 1223 are being requested. This exceeds 1200 by 23. Once the request size is changed to 32 words, then registers 1160 to 1191 are being requested. This falls within the device's register range.
4. Verify the tag address and make sure the appropriate device is connected.
5. There might have been an interruption in communication. Verify the communication setup: if it is good, the driver should recover by itself.
6. The device may be receiving too many requests too frequently. Change the tags scan rates.

7. Verify communication setup and check the time-out settings in the Device Properties. If needed, increase the requested time-out value.

---

**Failed to read tag <tag address> for device <Device ID>. Device returned EC1 = <error code>**

---

**Error Type:**

Warning

**Possible Cause:**

1. The command does not exist (EC1 = 02).
2. Specified register number does not exist (EC1 = 03).
3. Register address may be out of range or a value too high was used when writing to a tag (EC1 = 04).
4. The request size (Number of words/request) may be too high (EC1 = 05).
5. Parameter Error (EC1 = 08).
6. Checksum Error (EC1 = 42).
7. Internal buffer overflow (EC1 = 43).
8. Timeout between received character (EC1 = 44).

**Solution:**

1. Verify the tag address. Make sure that the appropriate device is connected.
2. Lower the request size. For example, if 64 words (with a starting address of 1160) are being requested on a device that has 1200 registers, then registers 1160 to 1223 are being requested. This exceeds 1200 by 23. Once the request size is changed to 32 words, then registers 1160 to 1191 are being requested. This falls within the device's register range.
3. Verify the tag address and make sure the appropriate device is connected.
4. There might have been an interruption in communication. Verify the communication setup: if it is good, the driver should recover by itself.
5. The device may be receiving too many requests too frequently. Change the tag scan rates.
6. Verify communication setup and check the time-out settings in the Device Properties. If needed, increase the requested time-out value.

---

**Frame received for absolute address <tag address> to <tag address> for device <Device ID> had checksum error**

---

**Error Type:**

Warning

**Possible Cause:**

A possible communication error might have occurred.

**Solution:**

Verify the communication settings. If the problem persists, contact the vendor.

---

**Frame received for tag <tag address> for device <Device ID> had checksum error**

---

**Error Type:**

Warning

**Possible Cause:**

A possible communication error might have occurred.

**Solution:**

1. Verify communication settings. If the problem persists, contact the vendor.
2. Verify that the checksum setting in the device matches with that of the Device Properties.

# Index

## A

Absolute Address Mapping (D0000-D0300) for UT750.....	40
Absolute Address Mapping (D0001-D0300) for UP550.....	239
Absolute Address Mapping (D0001-D0300) for UP750.....	86
Absolute Address Mapping (D0001-D0300) for US1000.....	132
Absolute Address Mapping (D0001-D0300) for UT550/UT520.....	206
Absolute Address Mapping (D0001-D0301) for UT350/UT320.....	112
Absolute Address Mapping (D0001-D0306) for UT150L.....	154
Absolute Address Mapping (D0001-D0312) for UT130/UT150/UT152/UT155/UP150.....	150
Absolute Address Mapping (D0001-D1253) for UT350L.....	165, 258
Absolute Address Mapping (D0001-D1254) for UT420/UT450.....	181
Absolute Address Mapping (D0001 - D1253) for UT351.....	160
Absolute Address Mapping (D0301 - D0700).....	42
Absolute Address Mapping (D0301 - D0700) for UP550.....	241
Absolute Address Mapping (D0301 - D0700) for UP750.....	88
Absolute Address Mapping (D0301 - D0700) for US1000.....	133
Absolute Address Mapping (D0301 - D0700) for UT520/UT550.....	207
Absolute Address Mapping (D0301 - D1253) for UT350.....	113
Absolute Address Mapping (D0700 - D1100).....	48
Absolute Address Mapping (D0701 - D1100) for UP750.....	93
Absolute Address Mapping (D0701 - D1100) for UT550/UT520.....	213
Absolute Address Mapping (D0701 - D1300) for UP550.....	246
Absolute Address Mapping (D0901 - D1300) for US1000.....	139
Absolute Address Mapping (D1100 - D1300).....	50
Absolute Address Mapping (D1101 - D1300) for UP750.....	95
Absolute Address Mapping (D1101 - D1300) for UT550/UT520.....	216
Absolute Address Mapping (D1301 - D1700).....	53
Absolute Address Mapping (D1301 - D1710) for UP750.....	97
Absolute Address Mapping (I0001-I0051) for UT150L.....	154
Absolute Address Mapping (I0001-I0701) for UT750.....	58
Absolute Address Mapping (I0001 - I0051) for UT150/UT130/UT152/UT155/UP150.....	151
Absolute Address Mapping (I0001 - I0098) for UT350L.....	166
Absolute Address Mapping (I0001 - I0486) for UT350.....	114
Absolute Address Mapping (I0001 - I0486) for UT351.....	162
Absolute Address Mapping (I0001 - I0513) for UP350.....	259
Absolute Address Mapping (I0001 - I0701) for UT550/UT520.....	218

Absolute Address Mapping (I0001 - I0714) for UP550.....	250
Absolute Address Mapping (I0001 - I0714) for UP750.....	102
Absolute Address Mapping (I0001 - I0768) for US1000.....	142
Absolute Addressing Mapping (I0001 - I0693) for UT420.....	185
Address '<address>' is out of range for the specified device or register.....	263
Address Descriptions.....	15
Address Format.....	236
Address Validation.....	262
ALRMST.ALM11.st.....	236
ALRMST.ALM12.st.....	236
ALRMST.ALM13.st.....	236
ALRMST.ALM14.st.....	236
ALRMST.ALM21.st.....	236
ALRMST.ALM22.st.....	236
ALRMST.ALM23.st.....	236
ALRMST.ALM24.st.....	236
ALRMST.OR1.st.....	236
ALRMST.OR2.st.....	236
Automatic Tag Database Generation.....	261

## B

Bool.....	236
Boolean.....	14
Broadcasting.....	12

## C

Communication Parameter Addressing for UT350/UT320.....	110
Communication Parameters Addressing for UT351.....	158
Communication Parameters Addressing for UP350.....	256
Communication Parameters Addressing for UT350L.....	164
Communications error on '<channel name>' [<error mask>].....	264
Communications error on COMn.....	264
COMn does not exist.....	263
COMn is in use by another application.....	264
Configuration Parameters Addressing for UP550.....	223
Configuration Parameters Addressing for UP750.....	63

Configuration Parameters Addressing for US1000.....	115
Configuration Parameters Addressing for UT520/UT550.....	188
Configuration Parameters Addressing for UT750.....	16
Control Mode Addressing for UP750.....	64
Control Mode Parameter Addressing for US1000.....	116
Control Mode Parameters Addressing for UP550.....	224
Control Mode Parameters Addressing for UT520/UT550.....	189
Control Mode Parameters Addressing for UT750.....	17
Control Output Parameters Addressing for UP350.....	256
Control Output Parameters Addressing for UT350/UT320.....	110
Control Output Parameters Addressing for UT351.....	158
Control Parameter Addressing for UP750.....	71
Control Parameters Addressing for UP550.....	228
Control Parameters Addressing for UT520/UT550.....	193
Control Parameters Addressing for UT750.....	24

## D

Data Type '<type>' is not valid for device address '<address>'.....	263
Data Types Description.....	14
Default Data Types for Devices Supporting PCLink Protocol.....	13
Device '<device name>' is not responding.....	264
Device address '<address>' contains a syntax error.....	262
Device address '<address>' is Read Only.....	263
Device Configuration Parameters.....	8
Device ID.....	8
Device ID Selection.....	12
Device Setup for PCLink Series.....	10
Device Setup for UT37 Series.....	8
Device Status Messages.....	264

## E

Error Descriptions.....	262
Error opening COMn.....	263
Error Status Addressing for UP550.....	226
Error Status Addressing for UP750.....	66
Error Status Addressing for UT520/UT550.....	201

Error Status Addressing for UT750.....	19
--	----

## F

Failed to read block from <loc> to <loc> for device <device ID>.....	265
Failed to read tag <tag address> for device <Device ID>. Device returned EC1 = <error code>.....	266
Float.....	14
Frame received for absolute address <tag address> to <tag address> for device <Device ID> had checksum error.....	266
Frame received for tag <tag address> for device <Device ID> had checksum error.....	266

## I

Input Block Addressing for UP750.....	67
Input Block Addressing for UT750.....	20

## L

L1 and L2 Mode Parameters Addressing for UP550.....	227
L1 and L2 Mode Parameters Addressing for UT520/UT550.....	191
Linearizer Register Addressing for UP750.....	70
Linearizer Register Addressing for UT750.....	23
Linearizer Registers Addressing for UP550.....	227
Linearizer Registers Addressing for UT520/UT550.....	191
Loop Function Parameter Addressing for UP750.....	66
Loop Mode Status Addressing for UP750.....	70
Loop Mode Status Addressing for UT750.....	23
Loop Parameter Addressing for UT750.....	19
Loop Parameters Addressing for UP550.....	225
Loop Parameters Addressing for UT520/UT550.....	190

## M

Missing address.....	262
MODEL.....	236

Modem Setup.....	12
------------------	----

## N

Network.....	8
--------------	---

## O

OFFSTATUS.A/M1.off.....	236
OFFSTATUS.A/M2.off.....	237
OFFSTATUS.AD1BO.off.....	237
OFFSTATUS.AD1ERR.off.....	237
OFFSTATUS.AD2BO.off.....	237
OFFSTATUS.AD2ERR.off.....	237
OFFSTATUS.AD3BO.off.....	237
OFFSTATUS.AD3ERR.off.....	237
OFFSTATUS.ALM11.off.....	237
OFFSTATUS.ALM12.off.....	237
OFFSTATUS.ALM13.off.....	237
OFFSTATUS.ALM14.off.....	237
OFFSTATUS.ALM21.off.....	237
OFFSTATUS.ALM22.off.....	237
OFFSTATUS.ALM23.off.....	237
OFFSTATUS.ALM24.off.....	237
OFFSTATUS.AT1.off.....	237
OFFSTATUS.AT1ERR.off.....	237
OFFSTATUS.AT2.off.....	237
OFFSTATUS.AT2ERR.off.....	237
OFFSTATUS.AUT.off.....	237
OFFSTATUS.C.RSP1ADC.off.....	237
OFFSTATUS.C.RSP1BO.off.....	237
OFFSTATUS.C.RSP2ADC.off.....	237
OFFSTATUS.C.RSP2BO.off.....	237
OFFSTATUS.CALB.E.off.....	237
OFFSTATUS.CAS.off.....	237
OFFSTATUS.DI1.off.....	237
OFFSTATUS.DI2.off.....	237
OFFSTATUS.DI3.off.....	237

OFFSTATUS.DI4.off .....	237
OFFSTATUS.DI5.off .....	237
OFFSTATUS.DI6.off .....	237
OFFSTATUS.DI7.off .....	237
OFFSTATUS.DI8.off .....	237
OFFSTATUS.EEP.E.off .....	237
OFFSTATUS.MAN.off .....	237
OFFSTATUS.MODE.E.off .....	237
OFFSTATUS.OR1.off .....	237
OFFSTATUS.OR2.off .....	237
OFFSTATUS.PARA.E.off .....	237
OFFSTATUS.PV1-over.off .....	237
OFFSTATUS.PV1+over.off .....	237
OFFSTATUS.PV1ADC.off .....	237
OFFSTATUS.PV1BO.off .....	237
OFFSTATUS.PV2-over.off .....	237
OFFSTATUS.PV2+over.off .....	237
OFFSTATUS.PV2ADC.off .....	237
OFFSTATUS.PV2BO.off .....	237
OFFSTATUS.R/L.off .....	237
OFFSTATUS.R/L2.off .....	237
OFFSTATUS.R/S.off .....	237
OFFSTATUS.RANGE.off .....	237
OFFSTATUS.RJC1ERR.off .....	237
OFFSTATUS.RJC2ERR.off .....	237
OFFSTATUS.RSP1ADC.off .....	237
OFFSTATUS.RSP1BO.off .....	238
OFFSTATUS.RSP2ADC.off .....	238
OFFSTATUS.RSP2BO.off .....	238
OFFSTATUS.SETUP.off .....	238
OFFSTATUS.SYSTEM.E.off .....	238
OFFSTATUS.USER.E.off .....	238
OFFSTATUS.UTMD.off .....	238
OFFSTATUS.VLV.ATERR.off .....	238
OFFSTATUS.VLV.BOUT.off .....	238
ONSTATUS.A/M1.on .....	238
ONSTATUS.A/M2.on .....	238
ONSTATUS.AD1BO.on .....	238
ONSTATUS.AD1ERR.on .....	238
ONSTATUS.AD3BO.on .....	238
ONSTATUS.AD3ERR.on .....	238



ONSTATUS.ALM11.on .....	238
ONSTATUS.ALM12.on .....	238
ONSTATUS.ALM13.on .....	238
ONSTATUS.ALM14.on .....	238
ONSTATUS.ALM21.on .....	238
ONSTATUS.ALM22.on .....	238
ONSTATUS.ALM23.on .....	238
ONSTATUS.ALM24.on .....	238
ONSTATUS.AT1.on .....	238
ONSTATUS.AT1ERR.on .....	238
ONSTATUS.AT2.on .....	238
ONSTATUS.AT2ERR.on .....	238
ONSTATUS.AUT.on .....	238
ONSTATUS.C.RSP1ADC.on .....	238
ONSTATUS.C.RSP1BO.on .....	238
ONSTATUS.C.RSP2ADC.on .....	238
ONSTATUS.C.RSP2BO.on .....	238
ONSTATUS.CALB.E.on .....	238
ONSTATUS.CAS.on .....	238
ONSTATUS.DI1.on .....	238
ONSTATUS.DI2.on .....	238
ONSTATUS.DI3.on .....	238
ONSTATUS.DI4.on .....	238
ONSTATUS.DI5.on .....	238
ONSTATUS.DI6.on .....	238
ONSTATUS.DI7.on .....	238
ONSTATUS.DI8.on .....	238
ONSTATUS.EEP.E.on .....	238
ONSTATUS.MAN.on .....	238
ONSTATUS.MODE.E.on .....	238
ONSTATUS.OR1.on .....	238
ONSTATUS.OR2.on .....	238
ONSTATUS.PARA.E.on .....	238
ONSTATUS.PV1-over.on .....	238
ONSTATUS.PV1+over.on .....	238
ONSTATUS.PV1ADC.on .....	238
ONSTATUS.PV1BO.on .....	238
ONSTATUS.PV2-over.on .....	239
ONSTATUS.PV2+over.on .....	238
ONSTATUS.PV2ADC.on .....	238
ONSTATUS.PV2BO.on .....	238

ONSTATUS.R/L.on.....	239
ONSTATUS.R/L2.on.....	239
ONSTATUS.RANGE.on.....	239
ONSTATUS.RJC1ERR.on.....	239
ONSTATUS.RJC2ERR.on.....	239
ONSTATUS.RS.on.....	239
ONSTATUS.RSP1ADC.on.....	239
ONSTATUS.RSP1BO.on.....	239
ONSTATUS.RSP2ADC.on.....	239
ONSTATUS.RSP2BO.on.....	239
ONSTATUS.SETUP.on.....	239
ONSTATUS.SYSTEM.E.on.....	239
ONSTATUS.USER.E.on.....	239
ONSTATUS.UTMD.on.....	239
ONSTATUS.VLV.ATERR.on.....	239
ONSTATUS.VLV.BOUT.on.....	239
OP Mode Parameter Addressing for UP550.....	229
OP Mode Parameter Addressing for UP750.....	72
OP Mode Parameter Addressing for UT350/UT320.....	110
OP Mode Parameter Addressing for UT520-UT550.....	194
OP Mode Parameters Addressing for UT351.....	155
OP Parameter Addressing for UT750.....	25
OP Related Parameter Addressing for UP550.....	229
OP Related Parameter Addressing for UP750.....	73
OP Related Parameter Addressing for US1000.....	118
OP Related Parameter Addressing for UT350/UT320.....	110
OP Related Parameter Addressing for UT520/UT550.....	194
OP Related Parameter Addressing for UT750.....	26
OP Related Parameters Addressing for UP350.....	255
OP Related Parameters Addressing for UT350L.....	163
OP Related Parameters Addressing for UT351.....	156
OP Related Parameters Addressing for UT420.....	166
OP Related Parameters Addressing for UT450.....	174
Output Block Addressing for UP750.....	73
Output Block Addressing for UT750.....	26
Overview.....	7

## P

PCLink Error Messages.....	265
----------------------------	-----

PID Parameter Addressing for US1000.....	119
PID Parameters Addressing for UP350.....	255
PID Parameters Addressing for UP520.....	230
PID Parameters Addressing for UP750.....	76
PID Parameters Addressing for UT350/UT320.....	108
PID Parameters Addressing for UT350L.....	163
PID Parameters Addressing for UT351.....	156
PID Parameters Addressing for UT520/UT550.....	194
PID Parameters Addressing for UT750.....	29
Process Parameters Addressing for UT450.....	177
Process Parameters Addressing for for UT130/UT150/UT152/UT155/UP150.....	148
Process Parameters Addressing for UP350.....	255
Process Parameters Addressing for UP550.....	234
Process Parameters Addressing for UP750.....	85
Process Parameters Addressing for US1000.....	125
Process Parameters Addressing for UT150L.....	152
Process Parameters Addressing for UT350/UT320.....	111
Process Parameters Addressing for UT350L.....	164
Process Parameters Addressing for UT351.....	157
Process Parameters Addressing for UT420.....	169
Process Parameters Addressing for UT520/UT550.....	205
Process Parameters Addressing for UT750.....	35
PV Input Parameters Addressing for UP350.....	257
PV Input Parameters Addressing for UT350/UT320.....	111
PV Input Parameters Addressing for UT350L.....	164
PV Input Parameters Addressing for UT351.....	158
PV Input Parameters Addressing for UT420.....	170
PV Input Parameters Addressing for UT450.....	178

## R

Request Size in PCLink Supported Models.....	12
RO.....	236

## S

Serial Communications.....	263
Setup Parameter Addressing for US1000.....	126

Setup Parameters Addressing for UP350.....	256
Setup Parameters Addressing for UT350/UT320.....	111
Setup Parameters Addressing for UT350L.....	164
Setup Parameters Addressing for UT351.....	157
Setup Parameters Addressing for UT420.....	170
Setup Parameters Addressing for UT450.....	177
Status Addressing for UP350.....	257
Status Addressing for UP550.....	236
Status Addressing for UP750.....	80
Status Addressing for US1000.....	126
Status Addressing for UT130/UT150/UT152/UT155/UP150.....	149
Status Addressing for UT150L.....	153
Status Addressing for UT350/UT320.....	108
Status Addressing for UT350L.....	165
Status Addressing for UT351.....	159
Status Addressing for UT420.....	171
Status Addressing for UT450.....	178
Status Addressing for UT520/UT550.....	201
Status Addressing for UT750.....	36
STATUS.ALO11.st.....	236
STATUS.ALO12.st.....	236
STATUS.ALO13.st.....	236
STATUS.ALO14.st.....	236
STATUS.AT2.st.....	236
STATUS.AUT/MAN.st.....	236
STATUS.DEV1-.st.....	236
STATUS.DEV1+.st.....	236
STATUS.DEV1Z.st.....	236
STATUS.DEV2-.st.....	236
STATUS.DEV2+.st.....	236
STATUS.DEV2Z.st.....	236
STATUS.DI1.st.....	236
STATUS.DI2.st.....	236
STATUS.DI3.st.....	236
STATUS.DI4.st.....	236
STATUS.DI5.st.....	236
STATUS.DI6.st.....	236
STATUS.DI7.st.....	236
STATUS.DI8.st.....	236
STATUS.HOLD.st.....	236
STATUS.LOCAL.st.....	236

STATUS.LP2.st .....	236
STATUS.PIDNO1.0.st .....	236
STATUS.PIDNO1.1.st .....	236
STATUS.PIDNO1.2.st .....	236
STATUS.PIDNO1.3.st .....	239
STATUS.PIDNO2.0.st .....	236
STATUS.PIDNO2.1.st .....	239
STATUS.PIDNO2.2.st .....	239
STATUS.PIDNO2.3.st .....	239
STATUS.PROG.st .....	236
STATUS.PTNO.0.st .....	239
STATUS.PTNO.1.st .....	239
STATUS.PTNO.2.st .....	239
STATUS.PTNO.3.st .....	239
STATUS.PTNO.4.st .....	239
STATUS.PTNO.5.st .....	239
STATUS.PTNO.6.st .....	239
STATUS.PTNO.7.st .....	239
STATUS.PTNO.8.st .....	239
STATUS.PV01.st .....	236
STATUS.PV02.st .....	236
STATUS.PV03.st .....	236
STATUS.PV04.st .....	236
STATUS.PV05.st .....	236
STATUS.PV06.st .....	236
STATUS.PV07.st .....	236
STATUS.PV08.st .....	236
STATUS.REMLCL2.st .....	236
STATUS.RESET.st .....	236
STATUS.WAIT.st .....	236
Supported Yokogawa PCLink Devices .....	10

## U

Unable to set comm parameters on COMn .....	264
Unable to write tag '<address>' on device '<device name>' .....	265
UP27 Addressing .....	16
User Area Parameter Addressing for UT130/UT150/UT152/UT155/UP150 .....	149
User Area Parameter Addressing for UT150L .....	153

UT37 Addressing..... 15  
UT38 Addressing..... 16

**W**

Word..... 14  
Words/Request ..... 12